

TABLES

PRICEBOOK



Contract Period: June 29, 2023 to June 28, 2028
Contract Number: 47Q SMA23D08Q6
SIN: 33721

A modern office interior featuring a large, dark wood conference table with a curved front. Several black ergonomic office chairs are arranged around the table. On the table, there is a laptop, a vase with dried flowers, and some papers. A large window with horizontal blinds is in the background, and a single orange pendant light hangs above the table. The floor is covered with a patterned rug.

FRÍANT

TABLES

PRICEBOOK

LUNE

NESTING TABLES

Overview	3
Pricing	8
Finishes	10

SCOPE

OCCASIONAL TABLES

Overview	12
Pricing	17
Finishes	20

METAL BASE

TABLES

Overview	22
Pricing	25
Finishes	31

MESA


CONFERENCE TABLES

Overview	33
Pricing	42
Finishes	43

TERMS & CONDITIONS	51
--------------------	----

LUNE

NESTING TABLES



NESTING
TABLES
LUNE



FORM
FLEXIBILITY
FUNCTION

Versatile and mobile, Lune tables are easy to set-up and configure into a wide range of spaces. Rearrange and adapt on the fly. The flip-top mechanism enables you to make the most of your space, easily nesting tables for compact storage when not in use.

NESTING
TABLES
LUNE

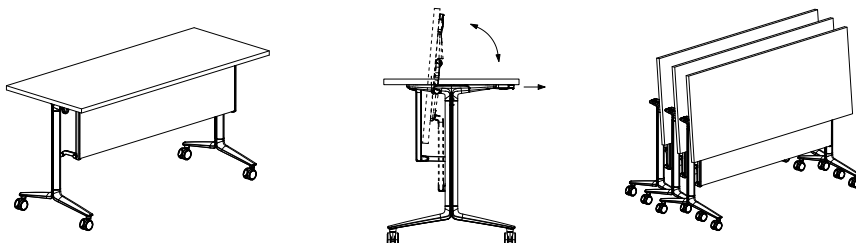


Create dynamic spaces for people to learn, collaborate, and connect.

**LUNE and SOLEIL
THE PERFECT MATCH**

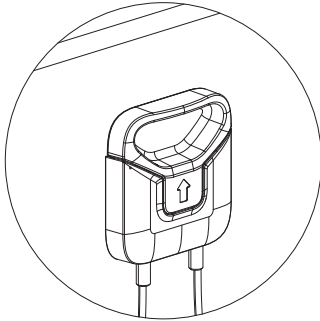
Soleil flip-up chairs on casters are the perfect accompaniment to Lune tables.

Find them in the Seating Catalog at friant.com



LUNE TABLE FEATURES AND FUNCTIONS

Easy to move, use and store.



FLIP MECHANISM

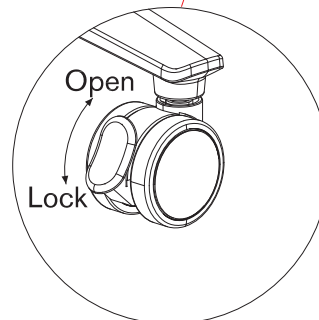
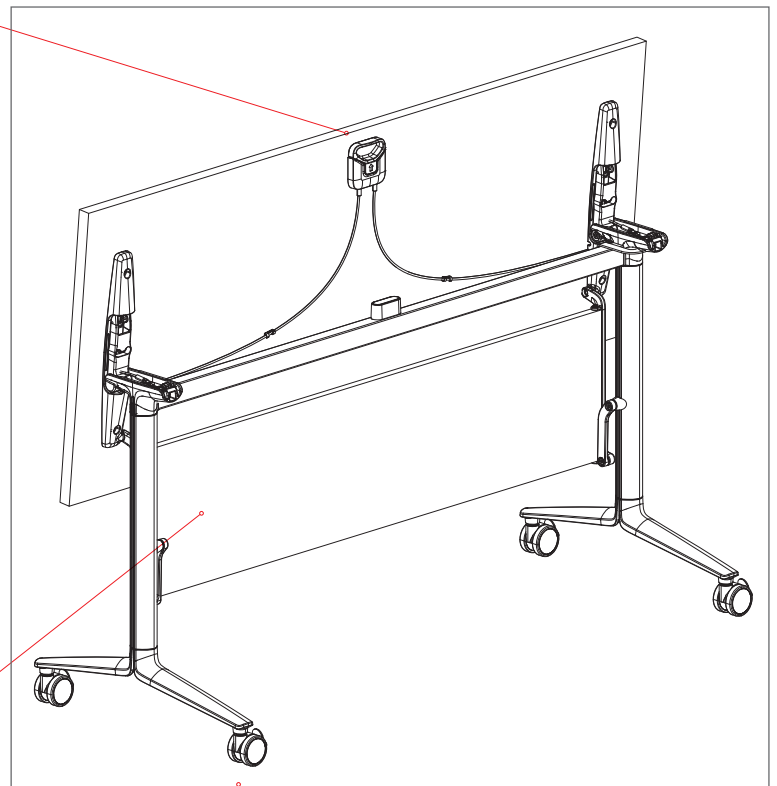
Simple flip-top mechanism is designed for single-handed operation

OPTIONAL CONNECTING BRACKET

Link multiple tables together to adapt and reconfigure as needed

MODESTY PANEL

Available with and without modesty panel

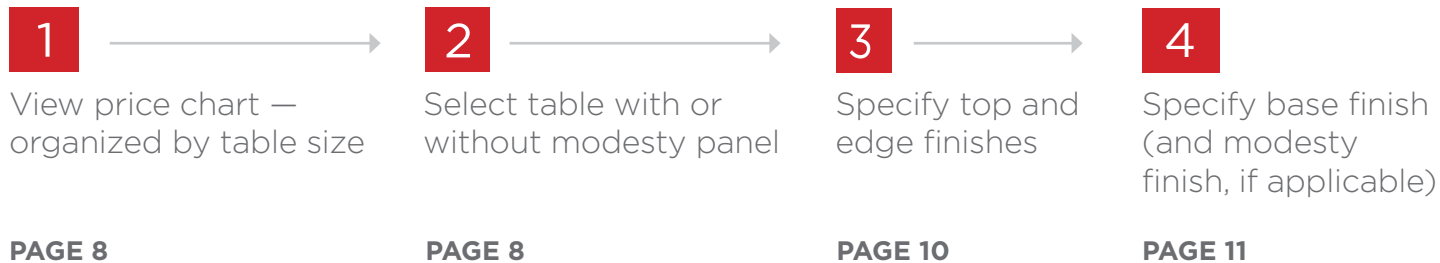


LOCKING CASTERS

Quickly and easily lock the table in place

SPECIFYING LUNE

ORDER LUNE IN 4 SIMPLE STEPS:



ANATOMY OF A PRODUCT NUMBER



Be sure to specify finishes and base options in the description of your order.

Example:

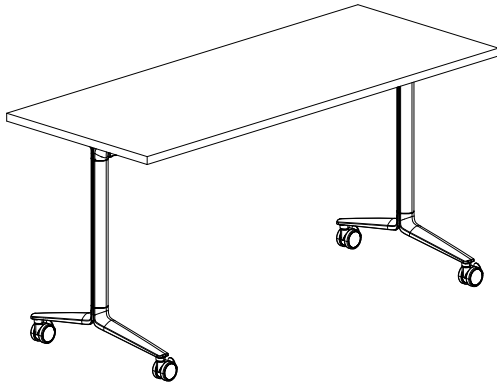
FCTTB-MOD.2460

Description:

Lune flip up nesting table on casters, with modesty panel, 24 x 60

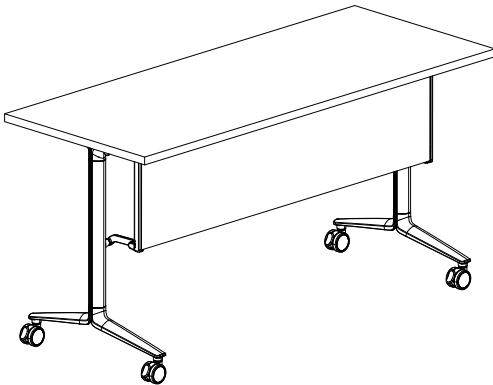
Top Finish:	M13	Licorice
Edge Finish:	E13	Licorice
Finish:	GM	Gunmetal
Modesty Finish:	BU	Black Umber

LUNE TABLE WITHOUT MODESTY



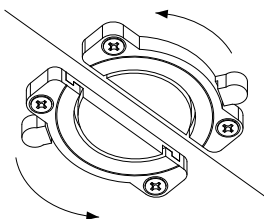
Model No.	Depth	Length	List
FCTTB.2048	20"	48"	\$1,822
FCTTB.2054	20"	54"	\$1,869
FCTTB.2060	20"	60"	\$1,874
FCTTB.2072	20"	72"	\$1,937
FCTTB.2448	24"	48"	\$1,859
FCTTB.2454	24"	54"	\$1,906
FCTTB.2460	24"	60"	\$1,912
FCTTB.2472	24"	72"	\$1,973
FCTTB.3048	30"	48"	\$1,869
FCTTB.3054	30"	54"	\$1,923
FCTTB.3060	30"	60"	\$1,928
FCTTB.3072	30"	72"	\$1,993

LUNE TABLE WITH MODESTY



Model No.	Depth	Length	List
FCTTB-MOD.2048	20"	48"	\$2,139
FCTTB-MOD.2054	20"	54"	\$2,188
FCTTB-MOD.2060	20"	60"	\$2,191
FCTTB-MOD.2072	20"	72"	\$2,283
FCTTB-MOD.2448	24"	48"	\$2,178
FCTTB-MOD.2454	24"	54"	\$2,225
FCTTB-MOD.2460	24"	60"	\$2,228
FCTTB-MOD.2472	24"	72"	\$2,320
FCTTB-MOD.3048	30"	48"	\$2,188
FCTTB-MOD.3054	30"	54"	\$2,243
FCTTB-MOD.3060	30"	60"	\$2,248
FCTTB-MOD.3072	30"	72"	\$2,340

CONNECTING BRACKET PAIR

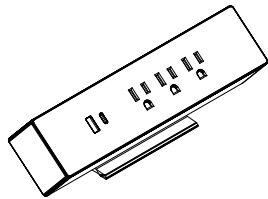


Model No.	Depth	Length	List
FCTTCB	-	-	\$45

DESK MOUNTED POWER UNIT



Model No.	Description	List	Notes
FPWR.DM	Clamp on Power Unit	\$454	<ul style="list-style-type: none"> The power cord comes attached to the unit. The cord measures approximately 6 ft in length Includes 3 plugs and 2 USB-A ports Distributes up to 10 amps Finish: available in BU and CW Clamp-on power unit may need to be moved or removed when nesting, contact Design (design@friant.com) to discuss specific application questions



Model No.	Description	List	Notes
FPWR.DM-2	Adhesive Power Unit	\$454	<ul style="list-style-type: none"> The power cord comes attached to the unit. The cord measures approximately 6 ft in length Includes 3 plugs, 1 USB-C and 1 USB-A port Distributes up to 10 amps Finish: available in BU and CW

TABLE POWER DISTRIBUTION UNIT







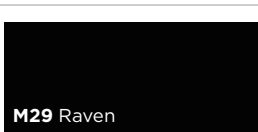





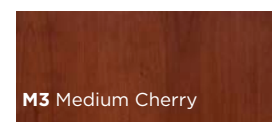




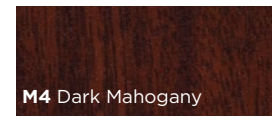



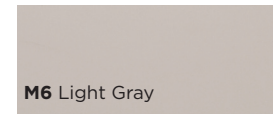



Model No.	Description	List	Notes
FD-SFC-306-4A	Table Power Distribution Unit	\$99	<ul style="list-style-type: none"> Power strip to attaches to the underside of tabletops For use with single circuit infeed (FD-BPI.1CIR)






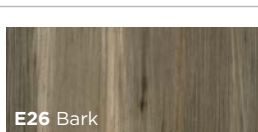
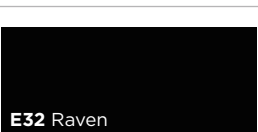





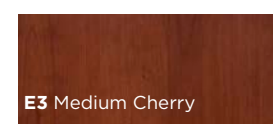









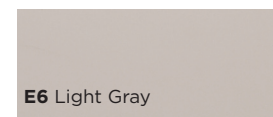



Model No.	Description	List	Notes
FD-BPI.1CIR	Single Circuit Infeed	\$113	<ul style="list-style-type: none"> Plug-in power infeed for use with table power distribution, 8' cord
FD-DCI.1CIR	Daisy Chain Power Connector	\$113	<ul style="list-style-type: none"> Connects adjacent table power units, 8' cord

LUNE STANDARD FINISHES

Top Finish

 M1 Light Maple	 M9 Cloud White	 M14 Carob	 M23 Bark	 M29 Raven
 M2 Light Cherry	 M10 Espresso	 M16 Tundra	 M25 Winter	 M30 Barley
 M3 Medium Cherry	 M11 Light Walnut	 M18 Capitan	 M26 Storm	 M31 Camel
 M4 Dark Mahogany	 M12 Medium Walnut	 M19 Fog	 M27 Medium Ash	
 M6 Light Gray	 M13 Licorice	 M20 Sandstone	 M28 Arctic	

Edge Finish (PVC)

 E1 Light Maple	 E9 Cloud White	 E17 Carob	 E26 Bark	 E32 Raven
 E2 Light Cherry	 E10 Espresso	 E19 Tundra	 E28 Winter	 E33 Barley
 E3 Medium Cherry	 E14 Light Walnut	 E21 Capitan	 E29 Storm	 E34 Camel
 E4 Dark Mahogany	 E15 Medium Walnut	 E22 Fog	 E30 Medium Ash	<div>Additional Edge Finishes</div>  E11 Medium Tone
 E6 Light Gray	 E13 Licorice	 E23 Sandstone	 E31 Arctic	

LUNE STANDARD FINISHES


Finish



GN Gunmetal




SW Star White




ME Meteor*

*Contact Customer Success for lead time


Modesty Finish




M9 Cloud White




M11 Light Walnut



M13 Licorice



M16 Tundra



M28 Arctic

SCOPE

OCCASIONAL TABLES





FIND THE PERFECT FIT

With four heights and a wide range of shapes and sizes, these tables are ready to be where you need to be. Paired with Friant's range of stools and soft seating, it's easy to create a lounge area, meeting space, cafe space, and more.

OCCASIONAL
TABLES
SCOPE



Create spaces beyond the workstation that can foster connectivity or focus



SCOPE OCCASIONAL TABLE FEATURES

Ready to be where you want to be

SIZES AND SHAPES

Surface shapes and sizes to fit your needs, whether you're feeling square or thinking outside the box.

COLUMN HEIGHTS

Tubular steel column is offered in four different height options: lounge, table, counter, and bar

DISC BASE

Low profile weighted base for stability



THE COMPLETE PACKAGE

Friant offers stools and chairs in complementary heights to complete your space. See the options in our Seating Catalog at friant.com

SPECIFYING
OCCASIONAL
SCOPE

ORDERING IS EASY! 3 SIMPLE STEPS:

1



Select shape, size and height of table

STARTING ON PAGE 17

2



Specify top and edge finishes

PAGE 20

3

Specify base finish

PAGE 21

ANATOMY OF A PRODUCT NUMBER

FCTD-SQ37.30

MODEL NO.

TOP SHAPE

TABLE HEIGHT

TOP SIZE

Be sure to specify finishes and base options in the description of your order.

Example:

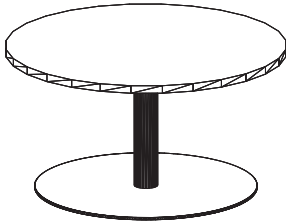
FCTD-SQ37.30

Description:

Disc Base Table, 37"H, 30" Square Top

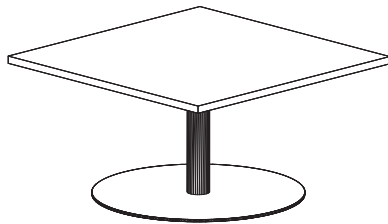
Top Finish:	M13	Licorice
Edge Finish:	E13	Licorice
Base Finish:	MB	Matte Black

LOUNGE HEIGHT, 19"H



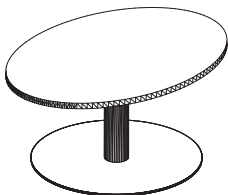
ROUND

Model No.	Top Size	List	
		Matte Black Base	Metal Base
FCTD-RD19.24	24"	\$1,254	\$1,444
FCTD-RD19.30	30"	\$1,643	\$1,833
FCTD-RD19.36	36"	\$1,983	\$2,173
FCTD-RD19.42	42"	\$1,989	\$2,179



SQUARE

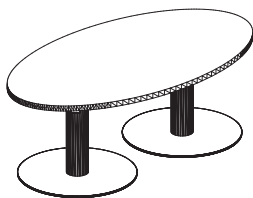
Model No.	Top Size	List	
		Matte Black Base	Metal Base
FCTD-SQ19.24	24"	\$1,208	\$1,398
FCTD-SQ19.30	30"	\$1,620	\$1,810
FCTD-SQ19.36	36"	\$1,940	\$2,130
FCTD-SQ19.42	42"	\$1,947	\$2,137



OVAL

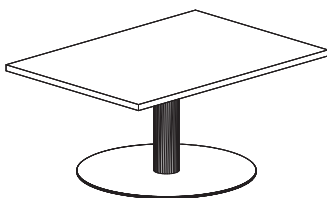
SINGLE DISC BASE

Model No.	Top Size	List	
		Matte Black Base	Metal Base
FCTD-OV19.3042	30"x42"	\$1,760	\$1,950
FCTD-OV19.3048	30"x48"	\$1,764	\$1,954



TWO DISC BASE


Model No.	Top Size	List	
		Matte Black Base	Metal Base
FCTD-OV19.3054	30"x54"	\$2,019	\$2,399
FCTD-OV19.3060	30"x60"	\$2,024	\$2,404



RECTANGULAR

SINGLE DISC BASE

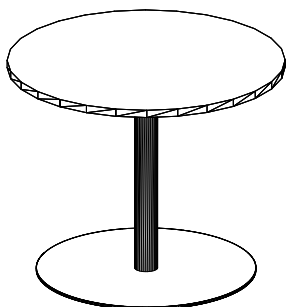
Model No.	Top Size	List	
		Matte Black Base	Metal Base
FCTD-RT19.3042	30"x42"	\$1,676	\$1,866
FCTD-RT19.3048	30"x48"	\$1,681	\$1,871



TWO DISC BASE

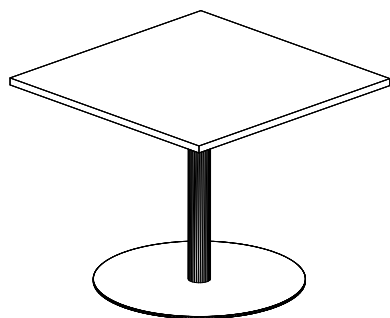
Model No.	Top Size	List	
		Matte Black Base	Metal Base
FCTD-RT19.3054	30"x54"	\$1,978	\$2,358
FCTD-RT19.3060	30"x60"	\$1,982	\$2,362

TABLE HEIGHT, 29"H



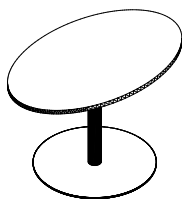
ROUND

Model No.	Top Size	List	
		Matte Black Base	Metal Base
FCTD-RD29.24	24"	\$1,265	\$1,455
FCTD-RD29.30	30"	\$1,653	\$1,843
FCTD-RD29.36	36"	\$1,994	\$2,184
FCTD-RD29.42	42"	\$2,035	\$2,225



SQUARE

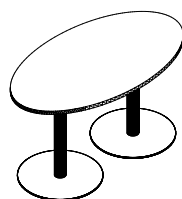
Model No.	Top Size	List	
		Matte Black Base	Metal Base
FCTD-SQ29.24	24"	\$1,219	\$1,409
FCTD-SQ29.30	30"	\$1,630	\$1,820
FCTD-SQ29.36	36"	\$1,951	\$2,141
FCTD-SQ29.42	42"	\$1,994	\$2,184



OVAL


SINGLE DISC BASE

Model No.	Top Size	List	
		Matte Black Base	Metal Base
FCTD-OV29.3048	30"x48"	\$1,783	\$1,973



TWO DISC BASE

Model No.	Top Size	List	
		Matte Black Base	Metal Base
FCTD-OV29.3054	30"x54"	\$2,026	\$2,406
FCTD-OV29.3060	30"x60"	\$2,031	\$2,411

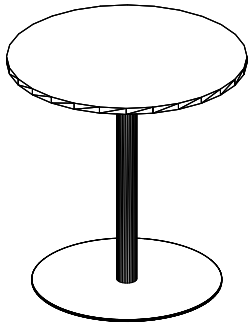


RECTANGULAR

TWO DISC BASE

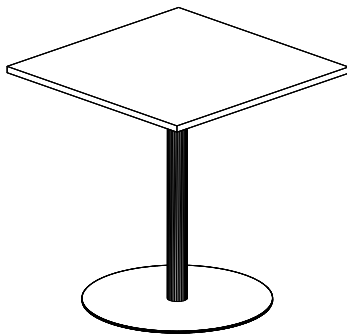
Model No.	Top Size	List	
		Matte Black Base	Metal Base
FCTD-RT29.3048	30"x48"	\$1,876	\$2,256
FCTD-RT29.3054	30"x54"	\$1,984	\$2,364
FCTD-RT29.3060	30"x60"	\$1,990	\$2,370

COUNTER HEIGHT, 37"H



ROUND

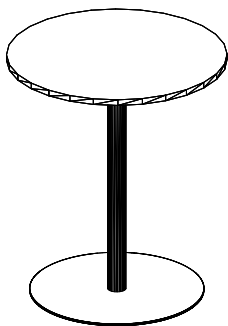
Model No.	Top Size	List	
		Matte Black Base	Metal Base
FCTD-RD37.24	24"	\$1,295	\$1,485
FCTD-RD37.30	30"	\$1,683	\$1,873
FCTD-RD37.36	36"	\$2,025	\$2,215



SQUARE

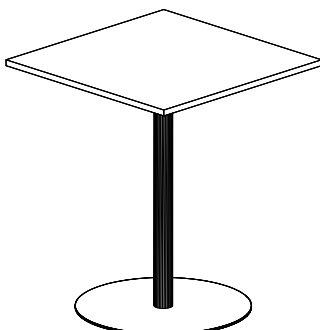
Model No.	Top Size	List	
		Matte Black Base	Metal Base
FCTD-SQ37.24	24"	\$1,249	\$1,439
FCTD-SQ37.30	30"	\$1,660	\$1,850
FCTD-SQ37.36	36"	\$1,982	\$2,172

BAR HEIGHT, 42"H



ROUND

Model No.	Top Size	List	
		Matte Black Base	Metal Base
FCTD-RD42.24	24"	\$1,304	\$1,494
FCTD-RD42.30	30"	\$1,692	\$1,882
FCTD-RD42.36	36"	\$2,032	\$2,222











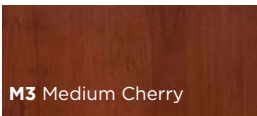








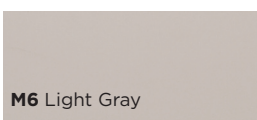


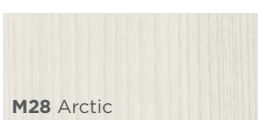


SQUARE





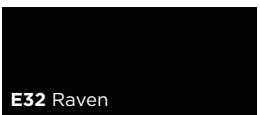





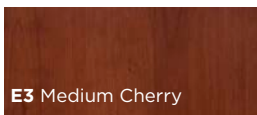








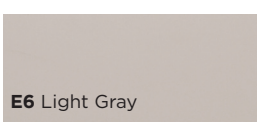



Model No.	Top Size	List	
		Matte Black Base	Metal Base
FCTD-SQ42.24	24"	\$1,258	\$1,448
FCTD-SQ42.30	30"	\$1,669	\$1,859
FCTD-SQ42.36	36"	\$1,990	\$2,180

SCOPE STANDARD FINISHES


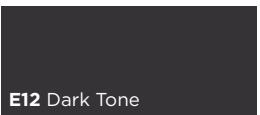
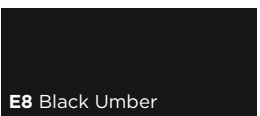
Top Finish

 M1 Light Maple	 M9 Cloud White	 M14 Carob	 M23 Bark	 M29 Raven
 M2 Light Cherry	 M10 Espresso	 M16 Tundra	 M25 Winter	 M30 Barley
 M3 Medium Cherry	 M11 Light Walnut	 M18 Capitan	 M26 Storm	 M31 Camel
 M4 Dark Mahogany	 M12 Medium Walnut	 M19 Fog	 M27 Medium Ash	
 M6 Light Gray	 M13 Licorice	 M20 Sandstone	 M28 Arctic	

Edge Finish (PVC)

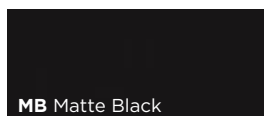
 E1 Light Maple	 E9 Cloud White	 E17 Carob	 E26 Bark	 E32 Raven
 E2 Light Cherry	 E10 Espresso	 E19 Tundra	 E28 Winter	 E33 Barley
 E3 Medium Cherry	 E14 Light Walnut	 E21 Capitan	 E29 Storm	 E34 Camel
 E4 Dark Mahogany	 E15 Medium Walnut	 E22 Fog	 E30 Medium Ash	
 E6 Light Gray	 E13 Licorice	 E23 Sandstone	 E31 Arctic	

Additional Edge Finishes

 E11 Medium Tone
 E12 Dark Tone
 E8 Black Umber

SCOPE STANDARD FINISHES

Base Finish



METAL BASE

TABLES



SPECIFYING
METAL BASE
TABLES

ORDERING IS EASY! 3 SIMPLE STEPS:

1

Select size of table top

PAGE 25

2

Select corresponding table
base, choose leg type

STARTING ON PAGE 27

3

Specify optional power
grommet cutouts
(power grommets sold separately)

PAGE 24

ANATOMY OF A PRODUCT NUMBER

FCRE.4896

MODEL NO.

TOP SHAPE

TOP DEPTH

TOP LENGTH

FCTBST.4896

MODEL NO.

SUPPORT BAR

LEG TYPE

BASE DEPTH

BASE LENGTH

Be sure to specify finishes and base options in the description of your order.

Example:

FCRE.4896

Description:

Rectangular Conference Table Top, 48" x 96"

Top Finish:

FB3920 Licorice Groovz

Edge Finish:

E13 Licorice

Grommet Location:

PG6C Grommet cutout

Example:

FCTBST.4896

Description:

Conference Table Base, Stright Taper, 48" x 96"

Finish:

CW Cloud White

POWER GROMMET CUTOUT LOCATIONS

Factory cutouts for power grommets are available in 5x8 or 6x8 for use with Friant power grommets.

When selected, factory cutout option includes (1) cutout for tops up to 90”W, (2) cutouts for tops 96”W and up.

Order power grommets separately.




TABLE TOPS 48”W - 90”W

Code	Position	List Upcharge
PG5C	One cutout, for 5x8 power grommet. Centered on table top	\$75
PG6C	One cutout, for 6x8 power grommet. Centered on table top	\$75



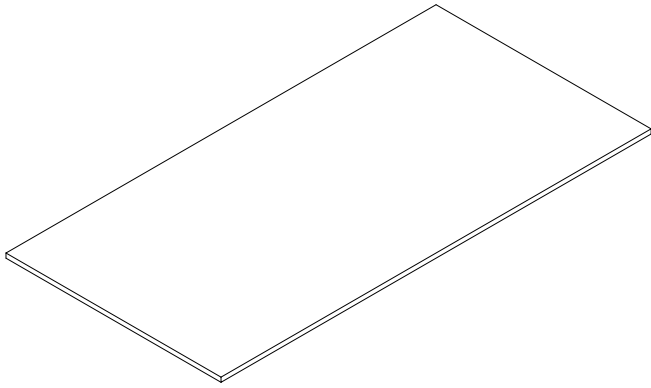


TABLE TOPS 96”W - 144”W

Code	Position	List Upcharge
2-PG5C	Two cutouts for 5x8 power grommets, centered on each side	\$150
2-PG6C	Two cutouts for 6x8 power grommets, centered on each side”	\$150

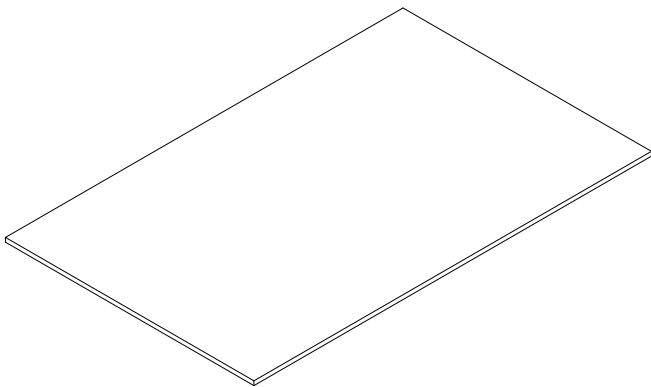


RECTANGULAR TOP - 48"D




Model No.	Depth	Length	List
FCRE.4860	48"	60"	\$2,598
FCRE.4866	48"	66"	\$2,604
FCRE.4872	48"	72"	\$2,611
FCRE.4878	48"	78"	\$2,617
FCRE.4884	48"	84"	\$2,624
FCRE.4890	48"	90"	\$2,630
FCRE.4896	48"	96"	\$2,740
FCRE.48108	48"	108"	\$5,236
FCRE.48120	48"	120"	\$5,249
FCRE.48132	48"	132"	\$5,263
FCRE.48144	48"	144"	\$5,276
FCRE.48156	48"	156"	\$5,290

RECTANGULAR TOP - 60"D



Model No.	Depth	Length	List
FCRE.6060	60"	60"	\$3,230
FCRE.6066	60"	66"	\$3,237
FCRE.6072	60"	72"	\$3,243
FCRE.6078	60"	78"	\$3,250
FCRE.6084	60"	84"	\$3,257
FCRE.6090	60"	90"	\$3,264
FCRE.6096	60"	96"	\$3,398
FCRE.60108	60"	108"	\$6,514
FCRE.60120	60"	120"	\$6,528
FCRE.60132	60"	132"	\$6,541
FCRE.60144	60"	144"	\$6,555
FCRE.60156	60"	156"	\$6,569


POWER GROMMET, 5X8



Model No.	Width	Depth	List
FPWR.0508	8"	5"	\$761

- WORKSURFACE MOUNTED POWER/DATA GROMMET, 5X8
- Includes 10' coiled power cord to connect to power source
 - Distributes up to 10 amps
 - **Above Worksurface:** (2) CAT6 data ports (out), (2) power outlets, (2) USB ports
 - **Below Worksurface:** (2) CAT6 data ports (in), (1) power outlet, Daisy Chain ports (in/out)
 - Finish Options: BA Brushed Aluminum, BC Brushed Charcoal or CW Cloud White (contact Customer Success for lead time)

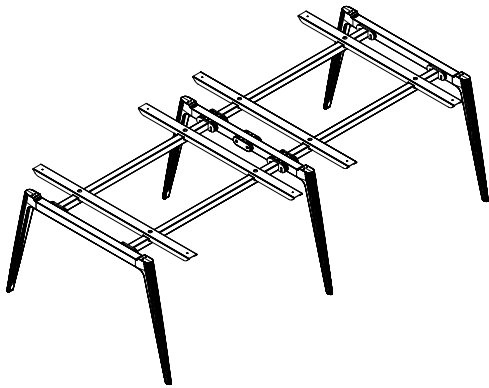
POWER GROMMET, 6X8



Model No.	Width	Depth	List
FPWR.0608	8"	6"	\$761

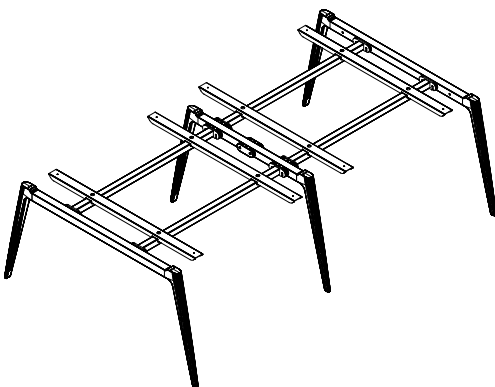
- WORKSURFACE MOUNTED POWER/DATA GROMMET, 6X8
- Includes 10' coiled power cord to connect to power source
 - Distributes up to 10 amps
 - **Above Worksurface:** (2) CAT6 data ports (out), (2) power outlets, (2) USB ports
 - **Below Worksurface:** (2) CAT6 data ports (in), (2) power outlets, Daisy Chain ports (in/out)
 - Finish Options: BA Brushed Aluminum, BC Brushed Charcoal or CW Cloud White (contact Customer Success for lead time)

STRAIGHT INSET BASE - 48"D



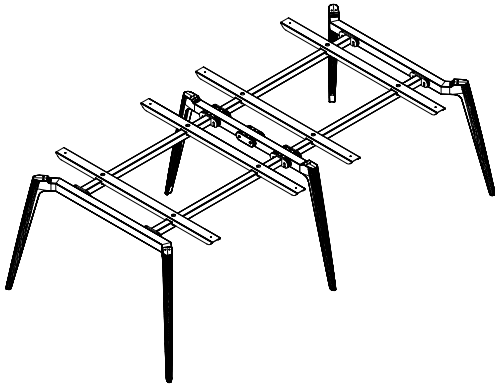
Model No.	Depth	Length	List
FCTBSI.4860	48"	60"	\$2,037
FCTBSI.4866	48"	66"	\$2,058
FCTBSI.4872	48"	72"	\$2,082
FCTBSI.4878	48"	78"	\$2,106
FCTBSI.4884	48"	84"	\$2,128
FCTBSI.4896	48"	96"	\$3,175
FCTBSI.48108	48"	108"	\$3,189
FCTBSI.48120	48"	120"	\$3,277
FCTBSI.48132	48"	132"	\$3,320
FCTBSI.48144	48"	144"	\$3,369

STRAIGHT INSET BASE - 60"D



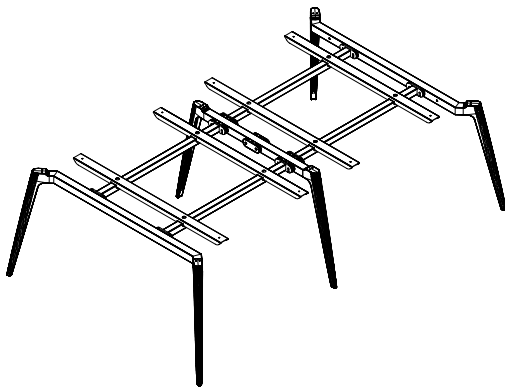
Model No.	Depth	Length	List
FCTBSI.6060	60"	60"	\$2,068
FCTBSI.6066	60"	66"	\$2,089
FCTBSI.6072	60"	72"	\$2,113
FCTBSI.6078	60"	78"	\$2,137
FCTBSI.6084	60"	84"	\$2,159
FCTBSI.6096	60"	96"	\$3,207
FCTBSI.60108	60"	108"	\$3,220
FCTBSI.60120	60"	120"	\$3,308
FCTBSI.60132	60"	132"	\$3,351
FCTBSI.60144	60"	144"	\$3,400

CONCAVE INSET BASE - 48"D



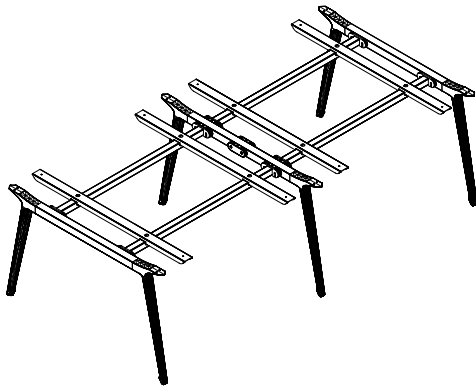
Model No.	Depth	Length	List
FCTBCI.4860	48"	60"	\$1,967
FCTBCI.4866	48"	66"	\$1,973
FCTBCI.4872	48"	72"	\$2,018
FCTBCI.4878	48"	78"	\$2,038
FCTBCI.4884	48"	84"	\$2,063
FCTBCI.4896	48"	96"	\$3,147
FCTBCI.48108	48"	108"	\$3,155
FCTBCI.48120	48"	120"	\$3,169
FCTBCI.48132	48"	132"	\$3,258
FCTBCI.48144	48"	144"	\$3,301

CONCAVE INSET BASE - 60"D



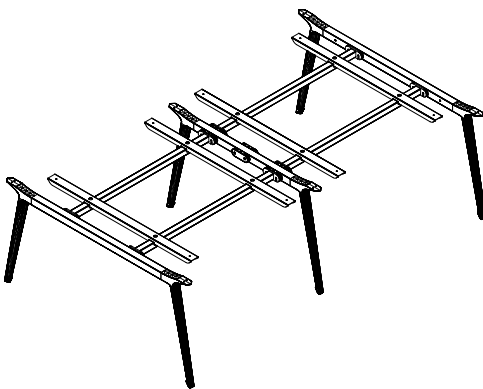
Model No.	Depth	Length	List
FCTBCI.6060	60"	60"	\$2,013
FCTBCI.6066	60"	66"	\$2,019
FCTBCI.6072	60"	72"	\$2,064
FCTBCI.6078	60"	78"	\$2,085
FCTBCI.6084	60"	84"	\$2,110
FCTBCI.6096	60"	96"	\$3,194
FCTBCI.60108	60"	108"	\$3,203
FCTBCI.60120	60"	120"	\$3,215
FCTBCI.60132	60"	132"	\$3,305
FCTBCI.60144	60"	144"	\$3,348

STRAIGHT TAPER BASE - 48"D



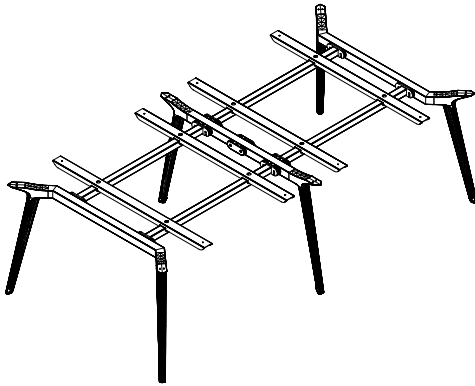
Model No.	Depth	Length	List
FCTBST.4860	48"	60"	\$2,221
FCTBST.4866	48"	66"	\$2,242
FCTBST.4872	48"	72"	\$2,266
FCTBST.4878	48"	78"	\$2,290
FCTBST.4884	48"	84"	\$2,312
FCTBST.4896	48"	96"	\$3,451
FCTBST.48108	48"	108"	\$3,465
FCTBST.48120	48"	120"	\$3,553
FCTBST.48132	48"	132"	\$3,596
FCTBST.48144	48"	144"	\$3,645

STRAIGHT TAPER BASE - 60"D



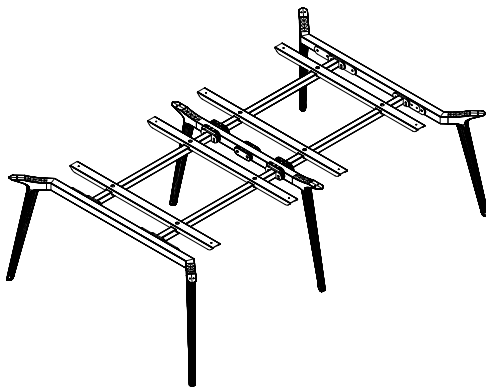
Model No.	Depth	Length	List
FCTBST.6060	60"	60"	\$2,252
FCTBST.6066	60"	66"	\$2,273
FCTBST.6072	60"	72"	\$2,297
FCTBST.6078	60"	78"	\$2,321
FCTBST.6084	60"	84"	\$2,343
FCTBST.6096	60"	96"	\$3,482
FCTBST.60108	60"	108"	\$3,496
FCTBST.60120	60"	120"	\$3,585
FCTBST.60132	60"	132"	\$3,627
FCTBST.60144	60"	144"	\$3,673

CONCAVE TAPER BASE - 48"D



Model No.	Depth	Length	List
FCTBCT.4860	48"	60"	\$2,150
FCTBCT.4866	48"	66"	\$2,157
FCTBCT.4872	48"	72"	\$2,201
FCTBCT.4878	48"	78"	\$2,222
FCTBCT.4884	48"	84"	\$2,247
FCTBCT.4896	48"	96"	\$3,423
FCTBCT.48108	48"	108"	\$3,431
FCTBCT.48120	48"	120"	\$3,445
FCTBCT.48132	48"	132"	\$3,534
FCTBCT.48144	48"	144"	\$3,577



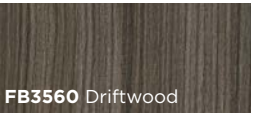
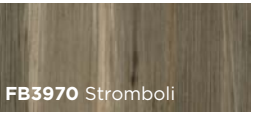


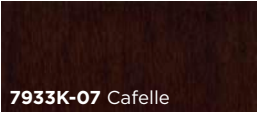



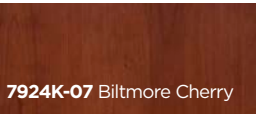




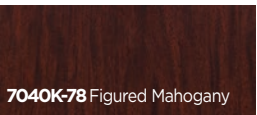



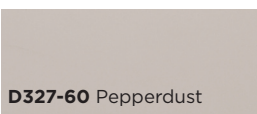


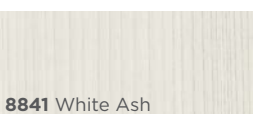
CONCAVE TAPER BASE - 60"D













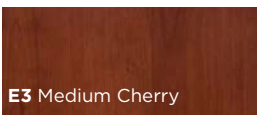








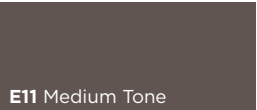

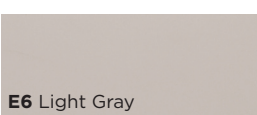



Model No.	Depth	Length	List
FCTBCT.6060	60"	60"	\$2,197
FCTBCT.6066	60"	66"	\$2,203
FCTBCT.6072	60"	72"	\$2,248
FCTBCT.6078	60"	78"	\$2,269
FCTBCT.6084	60"	84"	\$2,294
FCTBCT.6096	60"	96"	\$3,470
FCTBCT.60108	60"	108"	\$3,479
FCTBCT.60120	60"	120"	\$3,491
FCTBCT.60132	60"	132"	\$3,581
FCTBCT.60144	60"	144"	\$3,624

METAL BASE TABLE STANDARD FINISHES - TOPS

Top Finish


 7909-60 Fusion Maple	 1573-60 Frosty White	 FB3560 Driftwood	 FB3970 Stromboli	 1595-60 Black
 7054-60 Wild Cherry	 7933K-07 Cafelle	 FB3930 Concrete Groovz	 FB2130 Fog Grey	 7850-60 Beigewood
 7924K-07 Biltmore Cherry	 7937-60 River Cherry	 FB3400 Aria	 FB2000 Pewter Frost	 7954-60 Natural Rift
 7040K-78 Figured Mahogany	 7965K-12 Walnut Heights	 FB2100 Silver Frost	 8842 Weathered Ash	
 D327-60 Pepperdust	 FB3920 Licorice Groovz	 FB2090 Shadow Frost	 8841 White Ash	

Edge Finish (PVC)

 E1 Light Maple	 E9 Cloud White	 E17 Carob	 E26 Bark	 E32 Raven
 E2 Light Cherry	 E10 Espresso	 E19 Tundra	 E28 Winter	 E33 Barley
 E3 Medium Cherry	 E14 Light Walnut	 E21 Capitan	 E29 Storm	 E34 Camel
 E4 Dark Mahogany	 E15 Medium Walnut	 E22 Fog	 E30 Medium Ash	<div>Additional Edge Finishes</div>  E11 Medium Tone  E12 Dark Tone
 E6 Light Gray	 E13 Licorice	 E23 Sandstone	 E31 Arctic	

METAL BASE TABLE STANDARD FINISHES - BASES

Finish

 BU Black Umber	 CW Cloud White	 SV Silver
---	--	---

MESA

CONFERENCE TABLES






THE ULTIMATE IN PLUG & PLAY CONFERENCING

Meeting set up has never been simpler. Friant's innovative inset trough holds voice, data, and electrical outlets that keep cables organized and out of sight for an uncluttered surface conducive to focus and planning. The trough has a brushed opening and the capacity for enough voice/data and electrical wiring to power up each seat at the table. Additional cable storage space in bases.



Beneath Mesa's beauty is an ingenious design — power trough and bases that store and organize cables for a complete plug and play experience



Trough Intelligence

Friant's innovative trough organizes voice, data, and electrical cables with separate raceways for power and data.

Custom without cost

With three table shapes, a dozen edge finishes and multiple base finish options, each Mesa table can be designed with a unique aesthetic. Mesa marries beauty and functionality while remaining at a competitive price point.



Cables have two entry points to the power and data ports — through the top doors and the base columns with detachable covers. Open channel in the base also holds cables and wires.

Mesa makes connectivity easy with IT access integral to its design.

VOICE & DATA

Separate channels for voice and data keeps the cable area organized

Voice/data jacks and wiring not included.

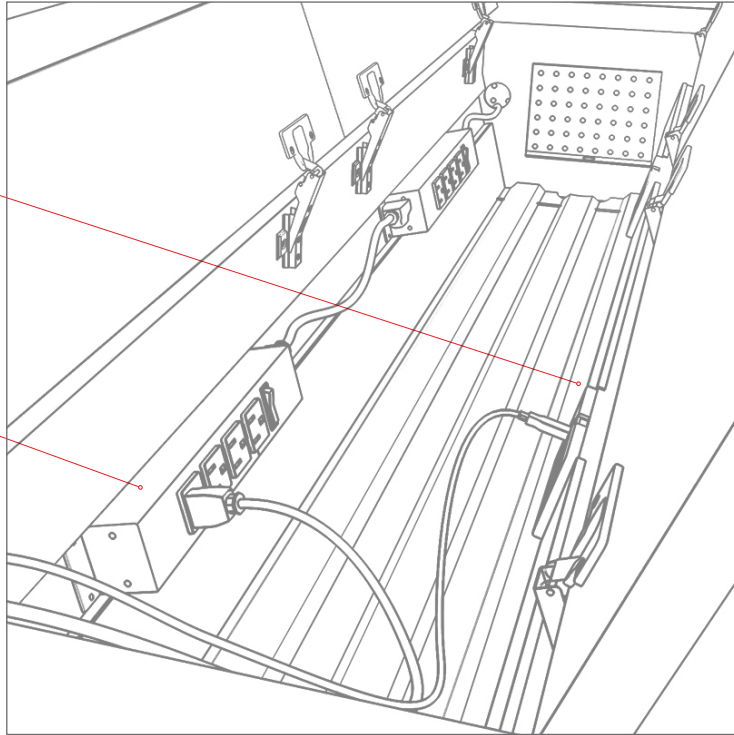
POWER

Power capacity matches table seating, so each person at the table has a power and data outlet.

example:

An 8 ft. table has 8 outlets, a 12 ft. table has 12 outlets, etc.

Power strips are single circuit soft wire style plug-in.

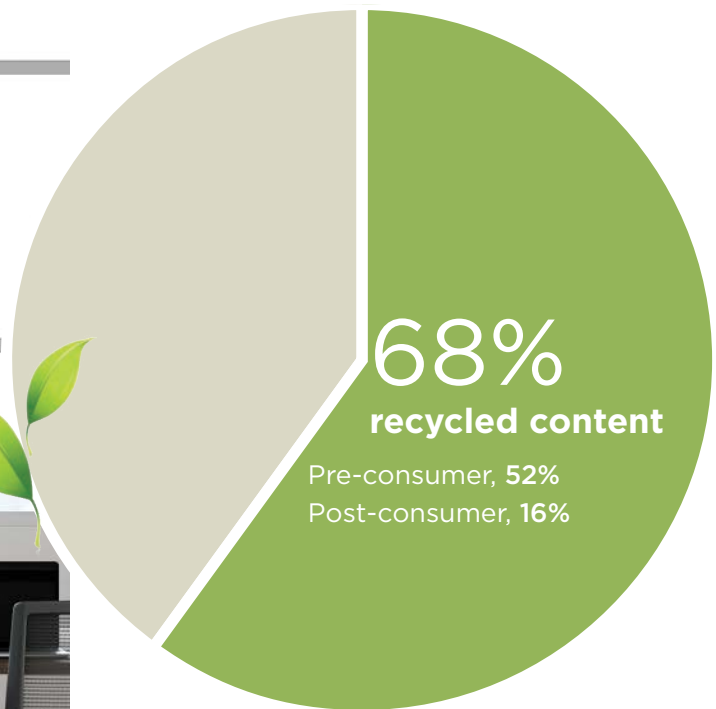


For dimensions, see page 50






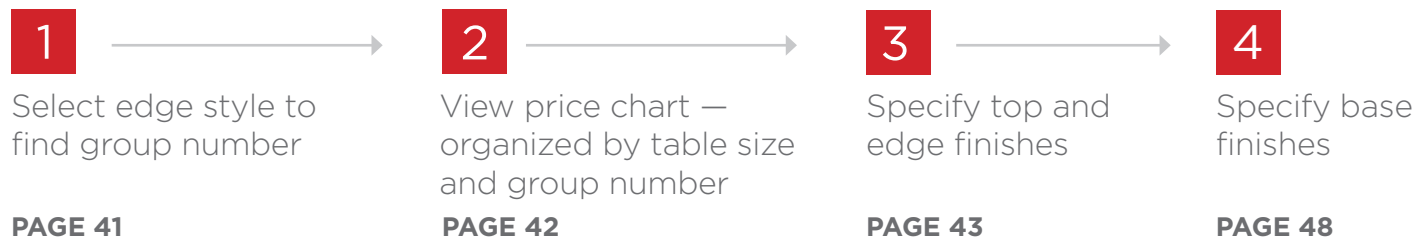
Mesa is as environmentally sound as it is innovative, with materials that offer air quality assurance and LEED point contributions for recycled content



*LEED point contributions will vary according to table specifications; this chart references the table shown on page 38



ORDERING MESA IS EASY! 4 SIMPLE STEPS:



ANATOMY OF A PRODUCT NUMBER

MTB-BT-3648240-10-K

MODEL NO. _____

EDGE GROUP _____

EDGE STYLE _____

Model numbers are found in the pricing table on page 42. Add the edge group and style to create the complete product number for your Mesa table.

Be sure to specify finishes and base options in the description of your order.

Example:

MTB-BT-3648240-10-K

Description:

Mesa Table, Boatshaped, 36 x 48 x 240, Style Group 10, Edge Style K

Top Finish: VN01 American Cherry

Edge Finish: VD01 American Cherry

Base Inset Finish: VB01 American Cherry

Base Column Finish: VC01 American Cherry

American Cherry top and edge, with American Cherry base insert and columns

SELECT STYLE GROUP

Your choice of top and edge material determines your edge style options.



Laminate
(self) edge

PVC edge

Group 1

Laminate top with
laminate or PVC edge

Available Edge
Styles: A & B



A 3 mm PVC

B Self Edge



Group 9

Laminate top with
solid wood edge



Group 10

Veneer top with
solid wood edge

Available Edge Styles: J, K, J, M, N, P, Q



J Radius



K Bevel



L Beaded



M Knife




N Reverse Knife



P Double Radius



Q Bullnose



Group 12

Laminate top with
solid wood edge



Group 13

Veneer top with
solid wood edge

Available Edge Styles: S, T, W



S Ellipse 2.5"

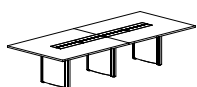


T Ellipse 3.5"




W Ellipse 4.5"

2 FIND STYLE GROUP PRICING




Rectangle Table



Racetrack Table

Size	Model No.	Model No.	Group 1	Group 9	Group 10	Group 12	Group 13
4' x 8'	MTB-RE-4896	MTB-RT-4896	\$11,720	\$18,166	\$19,922	\$23,441	\$25,785
4' x 9'	MTB-RE-48108	MTB-RT-48108	\$12,840	\$19,903	\$21,828	\$25,681	\$28,250
4' x 10'	MTB-RE-48120	MTB-RT-48120	\$15,302	\$23,719	\$26,013	\$30,605	\$33,665
4' x 11'	MTB-RE-48132	MTB-RT-48132	\$17,896	\$27,737	\$30,420	\$35,789	\$39,370
4' x 12'	MTB-RE-48144	MTB-RT-48144	\$18,591	\$28,815	\$31,603	\$37,181	\$40,898
4' x 14'	MTB-RE-48168	MTB-RT-48168	\$21,386	\$33,152	\$36,359	\$42,776	\$47,053
4' x 16'	MTB-RE-48192	MTB-RT-48192	\$22,470	\$34,829	\$38,199	\$44,940	\$49,435
4' x 18'	MTB-RE-48216	MTB-RT-48216	\$27,063	\$41,949	\$46,009	\$54,128	\$59,542
4' x 20'	MTB-RE-48240	MTB-RT-48240	\$28,319	\$43,894	\$48,145	\$56,639	\$62,303
4' x 22'	MTB-RE-48264	MTB-RT-48264	\$30,750	\$47,633	\$52,276	\$61,501	\$67,652
5' x 10'	MTB-RE-60120	MTB-RT-60120	\$18,257	\$28,297	\$31,034	\$36,511	\$40,162
5' x 12'	MTB-RE-60144	MTB-RT-60144	\$21,477	\$33,289	\$36,511	\$42,955	\$47,250
5' x 14'	MTB-RE-60168	MTB-RT-60168	\$23,720	\$36,766	\$36,772	\$47,440	\$52,186
5' x 16'	MTB-RE-60192	MTB-RT-60192	\$25,912	\$40,165	\$44,052	\$51,826	\$57,007
5' x 18'	MTB-RE-60216	MTB-RT-60216	\$30,916	\$47,919	\$52,559	\$61,831	\$68,013
5' x 20'	MTB-RE-60240	MTB-RT-60240	\$33,281	\$51,585	\$56,576	\$61,232	\$73,217
5' x 22'	MTB-RE-60264	MTB-RT-60264	\$35,157	\$54,493	\$59,767	\$70,317	\$77,346



Boatshape Table

Size	Model No.	Group 1	Group 9	Group 10	Group 12	Group 13
3' x 4' x 8'	MTB-BT-364896	\$11,720	\$18,166	\$19,922	\$23,441	\$25,785
3' x 4' x 9'	MTB-BT-3648108	\$12,840	\$19,903	\$21,828	\$25,681	\$28,250
3' x 4' x 10'	MTB-BT-3648120	\$15,302	\$23,719	\$26,013	\$30,605	\$33,665
3' x 4' x 11'	MTB-BT-3648132	\$17,896	\$27,737	\$30,420	\$35,789	\$39,370
3' x 4' x 12'	MTB-BT-3648144	\$18,591	\$28,815	\$31,603	\$37,181	\$40,898
3' x 4' x 14'	MTB-BT-3648168	\$21,386	\$33,152	\$36,359	\$42,776	\$47,053
3' x 4' x 16'	MTB-BT-3648192	\$22,470	\$34,829	\$38,199	\$44,940	\$49,435
3' x 4' x 18'	MTB-BT-3648216	\$27,063	\$41,949	\$46,009	\$54,128	\$59,542
3' x 4' x 20'	MTB-BT-3648240	\$28,319	\$43,894	\$48,145	\$56,639	\$62,303
3' x 4' x 22'	MTB-BT-3648264	\$30,750	\$47,664	\$52,276	\$61,501	\$67,652
4' x 5' x 10'	MTB-BT-4860120	\$18,257	\$28,297	\$31,034	\$36,511	\$40,162
4' x 5' x 12'	MTB-BT-4860144	\$21,477	\$33,289	\$36,511	\$42,955	\$47,250
4' x 5' x 14'	MTB-BT-4860168	\$23,720	\$36,766	\$40,324	\$47,440	\$52,186
4' x 5' x 16'	MTB-BT-4860192	\$25,912	\$40,165	\$44,052	\$51,826	\$57,007
4' x 5' x 18'	MTB-BT-4860216	\$30,916	\$47,919	\$52,559	\$61,831	\$68,013
4' x 5' x 20'	MTB-BT-4860240	\$33,281	\$51,585	\$56,576	\$66,560	\$73,217
4' x 5' x 22'	MTB-BT-4860264	\$35,157	\$54,493	\$59,767	\$70,317	\$77,346

3 SELECT FINISHES: TOP

Table top finish choices includes laminate or veneer. See chart below

LAMINATES Edge Groups 1,9 & 12		
LM01 Fusion Maple 7909-60	LM13 Licorice Groovz FB3920	LM26 Pewter Frost FB2000
LM02 Wild Cherry 7054-60	LM14 Driftwood FB3560	LM27 Weathered Ash FORMICA 8842
LM03 Biltmore Cherry 7924K-70	LM16 Concrete Groovz FB3930	LM28 White Ash FORMICA 8841
LM04 Figured Mahogany 7040K-78	LM18 Aria FB3400	LM08 Black/BU 1595-60
LM09 Frosty White/CW 1573-60	LM19 Silver Frost FB2100	LM07 Slate Grey (MT) D91-60
LM10 Cafelle 7933K-07	LM20 Shadow Frost FB2090	LM06 Pepperdust (LG)
LM11 River Cherry 7937-60	LM23 Stromboli FB3970	LM30 Beigewood 7850-60
LM12 Walnut Heights 7965L-12	LM25 Fog Grey FB2130	LM31 Natural Rift 7954-60
LMNS Custom		



CARB COMPLIANT

Willow laminates meet or exceed California (CARB) air quality emission standards — the most stringent in the country — for composite wood products.

Contact suppliers directly for hardsurface panel **finish samples**.

Wilsonart

tel: 800-433-3222, <https://www.wilsonart.com/contact-us>

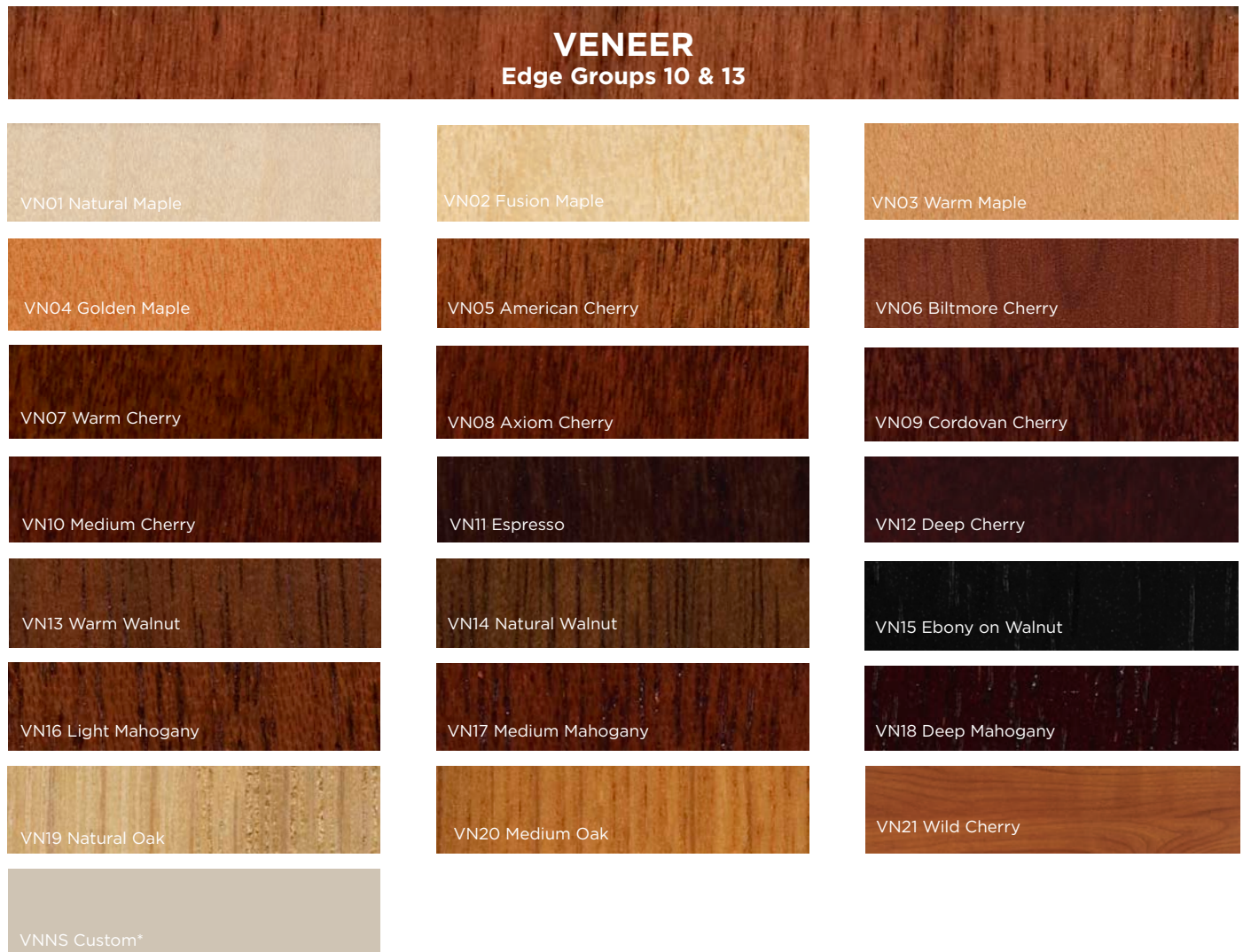
Formica

tel: 800-367-6422, <https://www.formica.com/en-us/collections/commercial-ranges>

Arauco

Samples can be ordered at <https://store.samplingproduct.com/8340>

Table top finish choices: Veneer



* For pricing on custom finishes, contact your Friant Sales Consultant.

3 SELECT FINISHES: EDGE




Table edge finish choices: solid wood

SOLID WOOD EDGE

ED01 American Cherry

ED02 Biltmore Cherry

ED03 Warm Cherry

ED04 Axiom Cherry

ED05 Cordovan Cherry

ED06 Medium Cherry

ED07 Espresso

ED08 Deep Cherry

ED09 Warm Walnut

ED10 Natural Walnut

ED11 Ebony on Walnut

ED12 Natural Maple

ED13 Fusion Maple

ED14 Warm Maple

ED15 Golden Maple

ED16 Light Mahogany

ED17 Medium Mahogany

ED18 Deep Mahogany

ED19 Natural Oak

ED20 Medium Oak

ED21 Wild Cherry


EDNS Custom*

Table edge finish choices: Laminate and PVC.



LAMINATE EDGE

LE01 Fusion Maple	LE13 Licorice Groovz	LE26 Pewter Frost
LE02 Wild Cherry	LE14 Driftwood	LE27 Weathered Ash
LE03 Biltmore Cherry	LE16 Concrete Groovz	LE28 White Ash
LE04 Figured Mahogany	LE18 Aria	LE08 Black/BU
LE09 Frosty White/CW	LE19 Silver Frost	LE05 Slate Grey (MT)
LE10 Cafelle	LE20 Shadow Frost	LE06 Pepperdust (LG)
LE11 River Cherry	LE23 Stromboli	LE30 Beigewood
LE12 Walnut Heights	LE25 Fog Grey	LE31 Natural Rift
LMNS Custom		



PVC EDGE

PV01 Fusion Maple

PV02 Wild Cherry

PV03 Biltmore Cherry

PV04 Figured Mahogany

PV09 Frosty White/CW

PV10 Cafelle

PV11 River Cherry

PV12 Walnut Heights

LMNS Custom

PV13 Licorice Groovz

PV14 Driftwood

PV16 Concrete Groovz

PV18 Aria

PV19 Silver Frost

PV20 Shadow Frost

PV23 Stromboli

PV25 Fog Grey

PV26 Pewter Frost

PV27 Weathered Ash

PV28 White Ash

PV08 Black/BU

PV05 Slate Grey (MT)

PV06 Pepperdust (LG)

PV30 Beigewood

PV31 Natural Rift




Order samples at www.friant.com

Please Note: Images are printed simulations and are not exact matches of finished product. Please request an actual sample from Friant or your sales consultant before specifying finishes.

4 SELECT BASE OPTION

Select an inset finish and column finish. A standard Mesa table has a perforated metal base inset and metal columns available in Aluminum, Black or White finish.



Inset Finishes

Veneer, laminate and metal insets available with additional cost — see upcharge table below.

Metals (Standard):

MBST Perforated Aluminum
MBSB Perforated Black
MBSW Perforated White


Insets with upcharge:

Veneers

VBME Match Edge
VB01 American Cherry
VB02 Biltmore Cherry
VB03 Warm Cherry
VB04 Axiom Cherry
VB05 Cordovan Cherry
VB06 Medium Cherry
VB07 Espresso
VB08 Deep Cherry
VB09 Warm Walnut
VB10 Natural Walnut
VB11 Ebony on Walnut
VB12 Natural Maple
VB13 Fusion Maple
VB14 Warm Maple
VB15 Golden Maple
VB16 Light Mahogany
VB17 Medium Mahogany
VB18 Deep Mahogany
VB19 Natural Oak
VB20 Medium Oak
VB21 Wild Cherry
VBNS Custom†

Laminates

LB01 Fusion Maple
LB02 Wild Cherry
LB03 Biltmore Cherry
LB05 Figured Mahogany
LB09 Black
LB29 Frosty White
LB10 Cafelle
LB11 River Cherry
LB12 Walnut Heights
LB13 Licorice Groovz
LB14 Driftwood
LB16 Concrete Groovz
LB18 Aria
LB19 Silver Frost
LB20 Shadow Frost
LB23 Stromboli
LB25 Fog Grey
LB26 Pewter Frost
LB27 Weathered Ash
LB28 White Ash
LB04 Slate Grey
LB06 Pepperdust
LB30 Beigewood
LB31 Natural Rift
LBNS Custom†



Column Finishes

Veneer columns available with additional cost — see upcharge table below.

Metals (Standard):

VCST Aluminum
VCSB Black
VCSW White

Columns with upcharge:

Veneers

VC01 American Cherry
VC02 Biltmore Cherry
VC03 Warm Cherry
VC04 Axiom Cherry
VC05 Cordovan Cherry
VC06 Medium Cherry
VC07 Espresso
VC08 Deep Cherry
VC09 Warm Walnut
VC10 Natural Walnut
VC11 Ebony on Walnut
VC12 Natural Maple
VC13 Fusion Maple
VC14 Warm Maple
VC15 Golden Maple
VC16 Light Mahogany
VC17 Medium Mahogany
VC18 Deep Mahogany
VC19 Natural Oak
VC20 Medium Oak
VC21 Wild Cherry
VCNS Custom†

Base Option Upcharges

Table length	Veneer Inset	Laminate Inset	Veneer columns
8', 9', 10'	\$2,766	\$1,660	\$2,766
11', 12', 14', 16	\$4,150	\$2,490	\$4,150
18', 20', 22'	\$5,532	\$3,319	\$5,532

†For pricing on custom finishes, contact your Friant Sales Consultant.

STANDARD MESA BASE: Matching inset and columns, 3 color choices.**INSET:** Perforated metal

MBST Aluminum

MBSB Black

MBSW White

COLUMNS: Metal

VCST Aluminum

VCSB Black

VCSW White

Specify MBST/VCST, MBSB/VCSB, or
MBSW/VCSW**ADDITIONAL BASE DESIGNS:** Please see upcharge chart**INSET:** Laminate**COLUMNS:** Aluminum**INSET:** Perforated Aluminum**COLUMNS:** Veneer**INSET:**

Veneer

COLUMNS:

Aluminum

NUMBER OF DOORS, BASES AND SEAMS

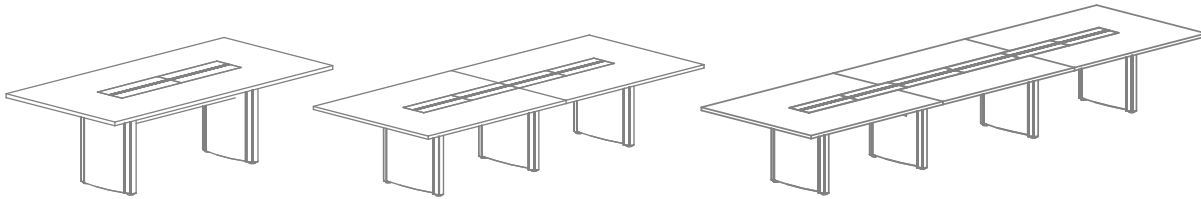
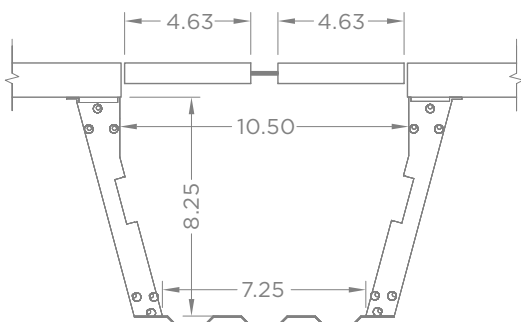


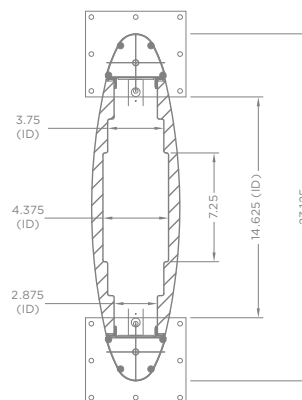
Table Length	8 ft	9 ft	10 ft	11 ft	12 ft	14 ft	16 ft	18 ft	20 ft	22 ft
Doors	4	4	4	4	8	8	8	12	12	12
Bases	2	2	2	3	3	3	3	4	4	4
Seams	0	1	1	1	1	1	2	2	2	2

TROUGH DIMENSIONS

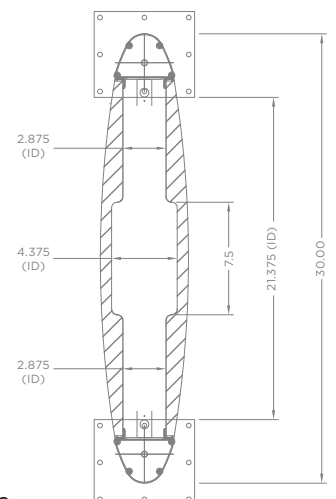


INSIDE BASE CLEARANCE

Base for 48" Wide Top



Base for 60" Wide Top



Drawings with base locations for core drilling are available at www.friant.com

TERMS & CONDITIONS

PRICES

All prices are F.O.B. point. We reserve the right to change prices without prior notice.

ORDERING

Purchase Orders should be sent to Friant & Associates, LLC at orders@friant.com, or faxed to (510) 535-6895. If your specifications were created with CAP, GIZA, or Project Matrix please send the worksheet (SP4) with your Purchase Order.

TERMS

Net 30 days from date of invoice with established terms. Invoices are delinquent if not paid (30) days from date of invoice. In the event timely payment is not made, interest will be charged at the rate of 1.5% per month on delinquent accounts. Buyers will also be liable for normal collection costs and attorney fees.

ORDERS

Orders are only accepted by issuance of our formal acknowledgment, and are subject to the terms set forth herein and on our order acknowledgment. It is the responsibility of the buyer to review our acknowledgment for accuracy.

LEAD TIME

Lead times are subject to availability.

ORDER CHANGES AND CANCELLATIONS

Our order confirmation is final and binding. Any order change or cancellation is subject to our ability to conform. For the most up to date information, always review the order change/cancellation policy online. Allowable changes within the posted policy must be made in writing.

RETURNS

No merchandise may be returned without our written consent and shipping instructions, and are subject to a 35% restocking fee. Unauthorized returns will not be accepted and will be returned freight collect. All packages are labeled with contents, and it is the customer's responsibility to check box labels against the packing list for accuracy before opening. If correctly labeled and undamaged product is removed from its original packaging, Friant will not accept its return.

CLAIMS

We are not responsible for damage suffered in transit. Merchandise should be inspected for possible freight damage upon delivery. Claims for damage or shortages should be filed by the consignee with the carrier within 5 days of delivery. You are also protected for "concealed damage" if you file claim with the carrier within 5 days of delivery. All claims against Friant for defects, errors or shortages must be made by Buyer in writing within 10 days after delivery. Failure to make such a claim shall constitute full acceptance. All claims must be pre-approved and with a P.O. issued to Friant before reimbursement and/or reinstallation will be granted.

SHIPPING

Friant generally palletizes, boxes and/or shrink wraps its products. If Buyer requests additional packaging or special shipping, extra charges will apply. Buyer obtains title to products and assumes the risk of loss for them upon shipment from Friant's plant.

PARTIAL SHIPMENTS

We will make every attempt to ship orders complete and on schedule. However, we reserve the right to make partial shipments as merchandise is ready. Invoices covering these partial shipments are to be paid as they become due.

SHIPPING AND PREPAID FREIGHT

Unless otherwise instructed, we reserve the option to ship by what is, in our opinion, the best possible way. Upon request, we will prepay and add freight for accounts with established credit. Please see our web site for estimated freight times.

DELIVERY

We are not liable for delay or failure of delivery due to strikes and/or differences with workmen, war, riot, fire, compliance with government regulations, acts of nature, failure or delays of sources of supply, or any other causes beyond our control.

STORAGE

If buyer cannot accept delivery when merchandise is ready, we reserve the right to transfer goods to storage. Costs of transfer and storage will be charged to the buyer's account, and we will deem such transfer as constituting shipment for all purposes, including invoicing, as of the date the transfer is made.

CONSTRUCTION - SPECIFICATIONS

All items are produced to price list specifications unless otherwise advised. All dimensions shown are approximate. Manufacturer reserves the right to make modifications and/or improvements without prior notice.

COMPLIANCE WITH LAW

Purchaser is solely responsible for compliance with all applicable Federal, State and Local laws, ordinances, regulations, rules and standards relating to the installation, maintenance, use and operation of products.

TERMS & CONDITIONS

CALIFORNIA PROP 65 WARNING

Products in this catalog can expose you to chemicals including wood dust, which is known to the State of California to cause cancer or birth defects or other reproductive harm. For more information go to <https://www.p65warnings.ca.gov/products/furniture-products>."

CARB

Friant products are CARB 93120 compliant for formaldehyde (phase 2)

TSCA TITLE VI

Friant products are TSCA Title VI Compliant

MAS

Accredited Compliance Designation - ANSI/BIFMA x7.1 & e3-2014 7.6.1, 7.6.2, 7.6.3

California Dept. Of Public Health Standard Method v1.2

Conforms With: LEED v4

Criteria of MAS Certified Green ® Program

CARE AND MAINTENANCE

Friant & Associates' finish provides excellent stain and mar resistance. Care should be exercised when cleaning. The following precautions will help keep the product looking new:

- Dust all surfaces on a regular basis with a soft damp cloth. Do not use spray polishes – especially those containing silicone.
- Lift all objects from the surface when moving – never drag objects across the surface.
- Metal objects should be kept from contacting the surface.

TERMS & CONDITIONS

LUNE AND SCOPE RIGHTS AND WARRANTIES — LIMITED LIFETIME WARRANTY

This warranty is given to the initial purchaser and is valid from the date of purchase, for as long as the initial purchaser owns the product. This warranty covers defects in material and craftsmanship found during normal usage of the product during the warranty period. Normal usage is defined by 8 hour shifts in the product's intended application and in an indoor environment that conforms to the ANSI/ASHRAE Standard 55: Thermal Environmental Conditions for Human Occupancy (relating to air temperature, mean radiant temperature, air velocity, clothing insulation, metabolic rate, and humidity). Friant's warranty does not cover usage other than normal usage as defined in the previous sentence. If the product is defective, and if written notice of the defect is given to Friant & Associates within the applicable warranty period, Friant & Associates, at its option, will either repair or replace the defective product with a comparable component or product. This warranty applies to all products except as noted below.

MESA PRODUCT WARRANTY - 3 YEARS

This warranty is given to the initial purchaser and is valid from the date of purchase, for 3 years. This warranty covers defects in material and craftsmanship found during normal usage of the product during the warranty period. Normal usage is defined by 8 hour shifts in the product's intended application and in an indoor environment that conforms to the ANSI/ASHRAE Standard 55: Thermal Environmental Conditions for Human Occupancy (relating to air temperature, mean radiant temperature, air velocity, clothing insulation, metabolic rate, and humidity). Friant's warranty does not cover usage other than normal usage as defined in the previous sentence. If the product is defective, and if written notice of the defect is given to Friant & Associates within the applicable warranty period, Friant & Associates, at its option, will either repair or replace the defective product with a comparable component or product. This warranty applies to all products except as noted below.

WARRANTY EXCEPTIONS:

- Natural variations in wood grain, figure or the presence of character marks
- Matching of colors, grains, textures
- Changes in surface finishes due to aging or exposure to light
- Damage, marking or staining of surfaces due to contact with rubber or similar compounds
- Damage from sharp objects or imprinting from writing instruments, computer equipment or prolonged exposure to fluids or sun
- Checking or delaminating due to changes in temperature or improper care or storage
- Damage caused by misuse or improper care

High wear parts, such as wood veneer, fabrics, laminates, and other covering material/finishes, foam, glides, etc. are warranted for one (1) year. This warranty does not apply to damage caused by a carrier, alteration to the product not expressly authorized by Friant & Associates, nor to product considered to be of a consumable nature such as bulbs, light ballasts, etc. It also does not apply to "Customer's Own Material" (i.e. material specified by the customer that is not a standard Friant & Associates offering) used in the manufacture of Friant & Associates products.

Friant & Associates does not guarantee the matching of colors, grain or texture, except to within commercially acceptable standards. This includes normal variations between dye lots (fabrics).

A product will not be considered defective, and Friant & Associates will not be obligated to replace it, if it is not installed in a proper manner (i.e., product not leveled, not secured properly, etc.) or if it is not used in a manner and/or in an environment that constitutes normal usage, as defined above.

Except as noted above, Friant & Associates makes no express or implied warranties as to any product, and in particular makes no warranty of fitness for any particular use. At Friant & Associates' option, product repair and/or replacement are the customer's exclusive remedy for any and all product defects.

Friant & Associates shall not be liable for consequential, economic or incidental damages arising from any product defect.