

DASH

PRICE BOOK



Contract Period: June 29, 2023 to June 28, 2028
Contract Number: 47QSMA23D08Q6
SIN: 33721



DASH products work hand in hand with you!

FRÍANT

ALL
WORKSTYLES
WELCOME

TABLE OF CONTENTS

INTRODUCTION		Credenza - Grommet Color Selection	27
Terms and Conditions	4	Filing Guide	28
Standard Fabrics	7	Credenza Elevations	32
Pattern Direction	8	How to Order Legs in Dash	40
Standard Finishes	9	How to Order Hutches	42
Combining with Interra	10	How to Align Towers with Hutches	43
Powering Dash	11	How to Specify My-Hite 2 Piece Extended Corner or Rectangular Tops	44
How to Order Dash	12	Modesty Panel Guide	45
Grommet Locations	13-20	Dash 2 Stage Recommended Application	46
Power Grommets	21	Dash Casegoods End Panel Guide	47
Pull Options, Dash Storage	22		
Supporting and Mobile Pedestals	23		
Freestanding Towers	24		
Supporting Credenza Units	25		
Credenza and Overhead - Top, Front & Casing Selection	26		

ELECTRICAL DISTRIBUTION TABLETOPS

Resting Tabletops	51
Freestanding Tabletops	53
Return Tabletops	55
Resting Bridge	56
Freestanding Bridge	57

CONFERENCE TABLES

Tabletops	59
Leg Base	60

MY-HITE WORKSURFACES

Rectangular	62
Corner	64
90° Extended Curved Corner	65
Rectangular Extension	68
D-Shaped	69
Wedge	70
120° Corner 90° Ends	71
120° Corner 120° Ends	72

ELECTRICAL DISTRIBUTION

Table Power Components	73
------------------------	----

CREDENZAS

26" High

Two Section Credenzas	75
Three Section Credenzas	95

29" High

Two Section Credenzas	114
Three Section Credenzas	135

Shared Credenzas	153
------------------	-----

ELECTRICAL DISTRIBUTION FOR CREDEZA

Credenza Power: Single Circuit	158
Credenza Power: 4 Circuit	159

STORAGE

Supporting Pedestals	162
Mobile Pedestals	164
Lateral Files	165
Mobile Credenza	169
Hutch Overheads	170
Hutch Overhead Support	174
Wall Mounted Overheads	175
Towers	178
Lockers	184
Wardrobes	185
Bookcases	187
Storage Cabinets	207

DASH 2 STAGE

Leg Encasement Shroud	212
Two Section Credenza, 23"H	213
Three Section Credenza, 23"H	214
Fixed Modesty Panel	215
2 Stage Modesty Panel	216

DASH CASEGOODS

Desk Shell	218
Return Shell	219
Open Bridge	220
Casegoods Pedestals	221
Casegoods Lateral Files	222
Casegoods Lateral Tops	223
End Panels	224

INTERRA CONNECTORS

Panel Mount Kit	226
Credenza Bracket	226
Corner Bracket	226

COMPONENTS

Modesty Panel	228
Wall Mounted Tackboard	229
Privacy Screen, Fabric	232
Privacy Screen, Marker Board	233
Privacy Screen, Laminate	234

ACCESSORIES

Power Grommet	236
Mesh Wire Manager	237
Desk Mounted Power Unit	237
Monitor Arms	238
Tabletop Shelf	239
LED Tasklight	239
File Bars	239
Pulls	240
Keyed Alike	242

Terms and Conditions

PRICES

All Prices are F.O.B. point (Continental U.S.). We reserve the right to change prices without prior notice.

ORDERING

Purchase Orders should be sent to Friant & Associates, LLC at orders@friant.com, or faxed to (510) 535-6895. If your specifications were created with CAP, GIZA, or Project Matrix please send the worksheet (SP4) with your Purchase Order.

TERMS

Net 30 days from date of invoice. Invoices are delinquent if not paid 30 days from date of invoice. In the event timely payment is not made, interest will be charged at the rate of 1.5% per month on delinquent accounts. Buyers will also be liable for normal collection costs and attorney's fee. 50% deposit is required with every order, unless prior arrangements have been made.

ORDERS

Orders are only accepted by issuance of our formal acknowledgment, and are subject to the terms set forth herein and on our order acknowledgment. It is the responsibility of the buyer to review our acknowledgment for accuracy.

LEAD TIME

Lead times are subject to availability.

SHIPPING

Friant generally palletizes, boxes and/or shrink-wraps its products. If buyer requests additional packaging or special shipping, then it is responsible for any extra costs that result. Buyer obtains title to products and assumes the risk of loss for them upon shipment from Friant's plant.

CLAIMS

We are not responsible for damage suffered in transit. Merchandise should be inspected for possible freight damage upon delivery. The consignee should file for damage or shortages with the carrier within 5 days of delivery. You are also protected for "concealed damage" if you file claim with the carrier within 5 days of delivery. Buyer must make all claims against Friant for defects, errors or shortages in writing within 10 days after delivery. Failure to make such a claim shall constitute full acceptance.

RETURNS

No merchandise may be returned without our written consent and shipping instructions. Unauthorized returns will not be accepted and will be returned freight collect.

PARTIAL SHIPMENTS

We will make every attempt to ship orders complete and on schedule. However, we reserve the right to make partial shipments, as merchandise is ready. Invoices covering these shipments are to be paid as they become due.

ORDER CHANGE — CANCELLATIONS

Our order confirmation is final and binding. Any order change or cancellation is subject to our ability to conform. For the most up to date information, always review the order change/cancellation policy online. Allowable changes within the posted policy must be made in writing.

SHIPMENT AND PREPAID FREIGHT

Unless otherwise instructed, we reserve the option to ship by what is, in our opinion, the best possible way. Upon request, we will prepay and add freight for accounts with established credit.

DELIVERY

We are not liable for delay or failure of delivery due to strikes and/or differences with workmen, war, riot, fire, compliance with government regulations, acts of nature, failure or delays of sources of supply, or any other causes beyond our control.

STORAGE

If buyer cannot accept delivery when merchandise is ready, we reserve the right to transfer goods to storage. Costs of transfer and storage will be charged to the buyer's account, and we will deem such transfer as constituting shipment for all purposes, including invoicing, as of the date the transfer is made.

Terms and Conditions continued..

CONSTRUCTION — SPECIFICATIONS

All items are produced to price list specifications unless otherwise advised. All dimensions shown are approximate. Manufacturer reserves the right to make modifications and/or improvements without prior notice.

FABRIC APPLICATION

Standard fabric application is non-directional. Friant & Associates is not responsible for charges associated with replacement of products due to incorrect specifications. Certain product construction and sizes require fabric to be applied only Directionally or Non-Directionally. See individual pricebook specifications for details.

Friant & Associates is not responsible for charges associated with replacement of products due to incorrect specifications.

CUSTOMER'S OWN MATERIAL

Yardage requirement is based on 66" wide plain covering material, and must be increased if less than 66" wide. Special instructions for handling material (pattern, directional fabric, right side of reversible fabric, etc.) must be submitted in writing before fabric is delivered. In the absence of special instructions, we reserve the right to use our own judgment. We reserve the right to reject any covering, which in our opinion, is unsuitable for our upholstery purposes. However, in no instance shall we be held responsible for unsatisfactory results due to use of covering unsuitable for our upholstery methods.

We will not be responsible for errors caused by buyers not supplying us with sample cuttings attached to their order giving full identification of covering material, (name of supplier, covering name, number and color) for identification purposes and advising us of model number and quantity to which each cover is to be applied.

Customer's own material that is shipped freight collect will be refused. A service charge will be applied for the return of unusable C.O.M. Contact factory.

RIGHTS AND WARRANTIES — LIMITED LIFETIME WARRANTY

This warranty is given to the initial purchaser and is valid from the date of purchase, for as long as the initial purchaser owns the product. This warranty covers defects in material and craftsmanship found during normal usage of the product during the warranty period. Normal usage is defined by 8 hour shifts in the product's intended application and in an indoor environment that conforms to the ANSI/ASHRAE Standard 55: Thermal Environmental Conditions for Human Occupancy (relating to air temperature, mean radiant temperature, air velocity, clothing insulation, metabolic rate, and humidity). Friant's warranty does not cover usage other than normal usage as defined in the previous sentence. If the product is defective, and if written notice of the defect is given to Friant & Associates within the applicable warranty period, Friant & Associates, at its option, will either repair or replace the defective product with a comparable component or product. This warranty applies to all products except as noted below.

High wear parts, such as wood veneer, fabrics, laminates and other covering material/finishes, foam, glides, etc. are warranted for one (1) year. This warranty does not apply to damage caused by a carrier, alteration to the product not expressly authorized by Friant & Associates, nor to product considered to be of a consumable nature such as bulbs, light ballasts, etc. It also does not apply to "Customer's Own Material" (i.e. material specified by the customer that is not a standard Friant & Associates offering) used in the manufacture of Friant & Associates products.

Our warranty for LED lights is 2 years.

Friant & Associates does not warrant the matching of colors, grain or texture, except to within commercially acceptable standards. This includes normal variations between dye lots (fabrics).

A product will not be considered defective, and Friant & Associates will not be obligated to replace it, if it is not installed in a proper manner (i.e. product not leveled, not secured properly, etc.) or if it is not used in a manner and/or in an environment that constitutes normal usage, as defined above.

Except as noted above, Friant & Associates makes no express or implied warranties to any product, and in particular makes no warranty of fitness for any particular use. At Friant & Associates' option, product repair and replacement is the customer's exclusive remedy for any and all product defects.

Friant & Associates shall not be liable for consequential, economic, or incidental damages arising from any product defect.

continued...

DASH

Terms and Conditions continued..

CALIFORNIA PROP 65 WARNING

Products in this catalog can expose you to chemicals including wood dust, which is known to the State of California to cause cancer or birth defects or other reproductive harm. For more information go to <https://www.p65warnings.ca.gov/products/furniture-products>."

CARB

Friant products are CARB 93120 compliant for formaldehyde (phase 2)

TSCA TITLE VI

Friant products are TSCA Title VI Compliant

MAS

Accredited Compliance Designation - ANSI/BIFMA x71 & e3-2014 7.6.1, 7.6.2, 7.6.3

California Dept. Of Public Health Standard Method v1.2

Conforms With: LEED v4

Criteria of MAS Certified Green ® Program

Standard Fabrics

JOURNEY		TERRAIN		SLIDE		SILKY		SKY	
PF801-1	Quest	PF701-1	Cloud	PF101-1	Caramel	PF401-1	Natural	PF301-1	Terra
PF801-2	Voyage	PF701-2	Dusk	PF101-2	Slate	PF401-2	Parids	PF301-2	Birch
PF801-3	Transit	PF701-3	Wave	PF101-3	Pewter	PF401-3	Overcast	PF301-3	Moss
PF801-4	Amble	PF701-4	Earth	PF101-7	Java	PF401-5	Graphite		
PF801-5	Odyssey			PF101-9	Sterling				
PF801-6	Caravan			PF101-10	Crema				
PF801-7	Expedition			PF101-13	Mustard				
PF801-8	Wayfare			PF101-14	Avocado				
				PF101-15	Pumpkin				
				PF101-16	Ocean				
				PF101-17	Blueberry				
				PF101-18	Cardinal				
				PF101-19	Flamingo				
				PF101-20	Serenity				
				PF101-21	Azure				
				PF101-22	Orchid				
				PF101-23	Plum				
				PF101-24	Raven				

LIMITED AVAILABILITY

SLIDE		STICKS		PASSAGE	
PF101-4	Verde	PF501-3	Sage	PF601-5	Leaf
PF101-6	Vintage			PF601-8	Amber
PF101-8	Latte				

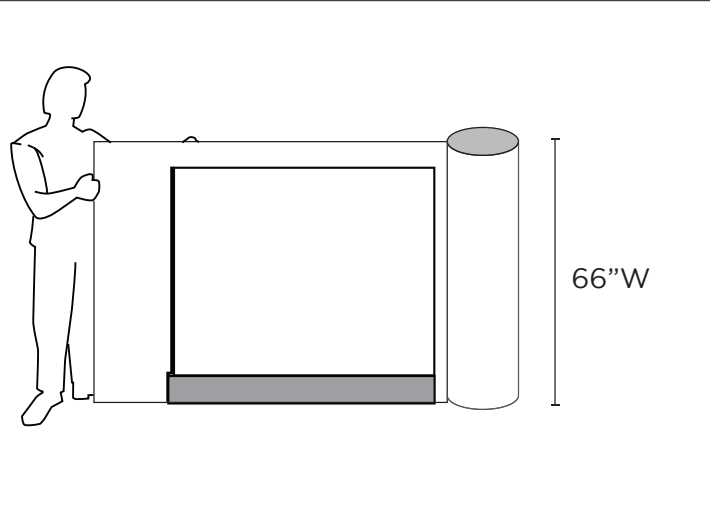
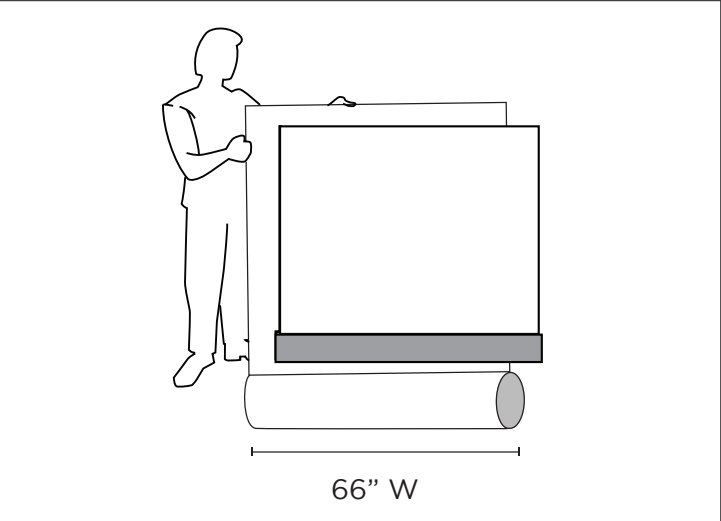
Fabric is scheduled for discontinuation when inventory is exhausted. Please contact Customer Success for current stock levels. After discontinuation fabric will be available with extended lead time, subject to minimum yardage requirements.

NOTES:

- Passage and Terrain are not available on acoustical panels, pedestal cushions, tackboards or fabric screens.
- Please refer to the Fabric Direction Section in the Materials Reference Guide on the Dealer Resource Center for more details: <http://dealers.friant.com/dealers/product-literature/>
- Order fabric / finish sample online at www.friant.com
- Colors may vary slightly between dye lots.

Pattern Direction

- Fabric direction is not always determined by the way the pattern is shown on memo sample.
- Certain product construction and sizes require fabric to be applied only Directionally or Non-Directionally.
- Some products have fabric applied either Directionally or Non-Directionally. (Upcharges may apply on some products, see price books for details).
- Please refer to our Materials Reference Guide on the Dealer Resource Center for specific pattern application defaults on all of our products : <http://dealers.friant.com/dealers/product-literature/>
- Our Customer Success Team is happy to answer any questions regarding fabric direction.

Non - Directional Application Shown	Directional Application Shown
	

Standard Finishes

LAMINATE FINISHES

M1	Light Maple
M2	Light Cherry
M3	Medium Cherry
M4	Dark Mahogany
M6	Light Gray
M9	Cloud White
M10	Espresso
M11	Light Walnut
M12	Medium Walnut
M13	Licorice
M14	Carob
M16	Tundra
M18	Capitan
M19	Fog
M20	Sandstone
M23	Bark
M25	Winter
M26	Storm
M27	Medium Ash
M28	Arctic
M29	Raven
M30	Barley
M31	Camel

METAL FINISHES

BU Black Umber

CW Cloud White

SV Silver

GROMMET COLORS

BU Black Umber

CW Cloud White

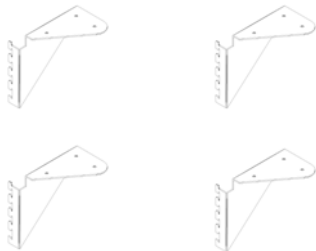
SV Silver

Order samples at www.friant.com

Please Note: Images are printed simulations and are not exact matches of finished product. Please request an actual sample from Friant or your sales consultant before specifying finishes.

Combining with Interra

DASH can easily be combined with Interra. See page 227.



panel mount kit (Set of 4 brackets)
Supports shared overhead hutch on top of Interra
Panel



credenza bracket (pair)
anchors Interra panels to DASH storage



corner bracket for worksurfaces ties DASH tabletops
to Interra panels

Powering Dash

ordering power for a credenza

Credenzas may be ordered with either single circuit plug-in or 4-circuit hardwire power. See below for an ordering guide:

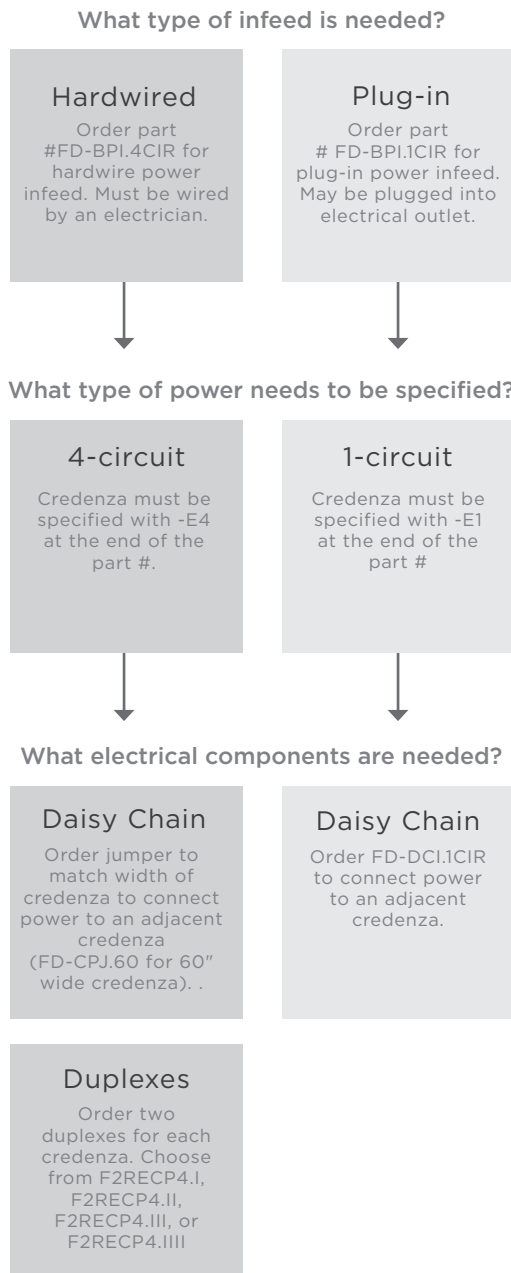


Figure C

power distribution options

Power single credenza

Order powered credenza by specifying -E1 or -E4

Single circuit power -E1 shown

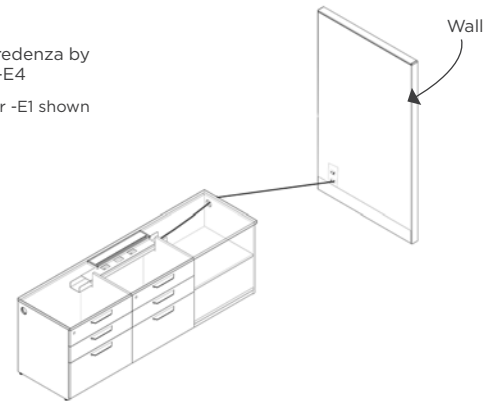


Figure D1

Powered Interra Panels

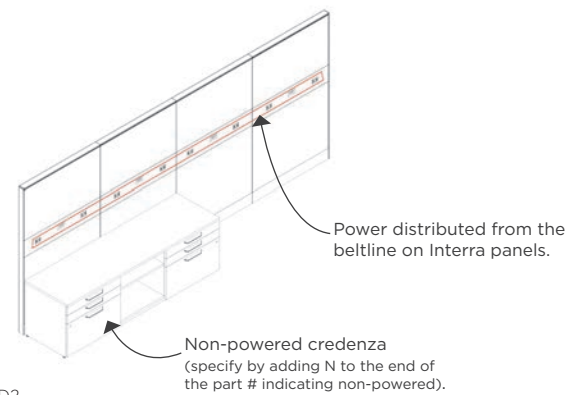


Figure D2

Daisy Chained Powered Credenza

Daisy chain distributes power from first credenza to adjacent credenzas

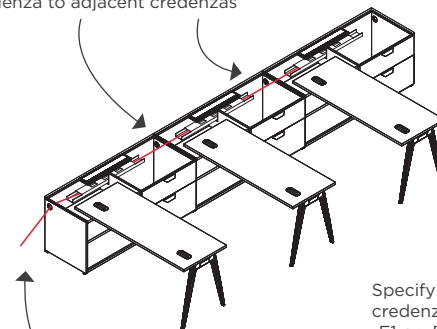


Figure D3

Hardwired 4-circuit infeed (must be wired by an electrician) or plug-in power.

How to Order Dash

1 Select a tabletop

Options include freestanding, resting and bridge starting from page 51 onwards.

Also, choose from multiple leg options. See page 40 for leg options. The resting and bridge tabletops require supporting storage.


Choose	Specify Part #	Specify Finish	Specify Legs
	FD-DA26-3054-L	Light Maple	Taper

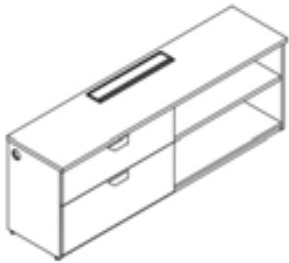


Left shown

2 Select supporting storage

Serves as both storage and support for unsupported tabletop styles. Options for 26" high supporting storage include pedestals and two section, three section and shared credenzas

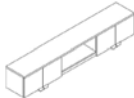


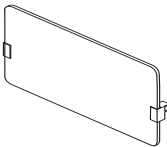

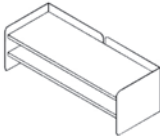
Choose	Specify Part #	Specify Finish for Top, Casing & Front
	FD-LC26-1860-1L-B*	Top: light maple Casing: white Front: light maple



*Note the left (L) and right (R) options in the part numbers when ordering.

3 Select additional items to complete your system

Options include:

Overhead Storage	Storage Towers	Pedestals	Privacy Screens	Power	Accessories
					

Specify finish (be sure to note the left (L) and right (R) options in the part numbers, when applicable)


Grommet Locations

Dash Tabletops

1 Select a Dash worksurface

Dash tops do NOT come with grommets standard. To have a grommet included, please use the three letter codes shown here to specifying location.
Grommets can be added to freestanding and resting tabletops only.

Choose



Specify Part #

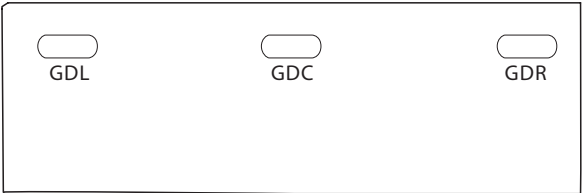
FD-DA26-2454-L

Specify Finish for top and support

top: Bark
support: SV

2 Select a grommet location

Specify positioning by using the three letter location.



CODE	POSITION
GDL	9" from left side - 5.5" from rear
GDR	9" from right side - 5.5" from rear
GDC	Centered from side to side - 5.5" from rear

Dimensions are measured from grommet center to top edge.
For other grommet locations, please call Friant customer success.

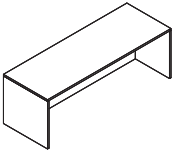
Grommet Locations

Dash Casegoods

1 Select a Dash Casegoods desk

Dash Casegoods tops have optional grommets. Please use the two letter codes shown here when specifying location of grommets.

Grommets can be added to desk shells, return shells, or open bridges.

Choose	Specify Part #	Specify Finish
	FD-CS-3084	Bark

2a Select a grommet location

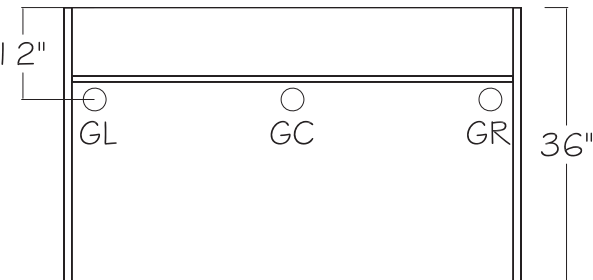
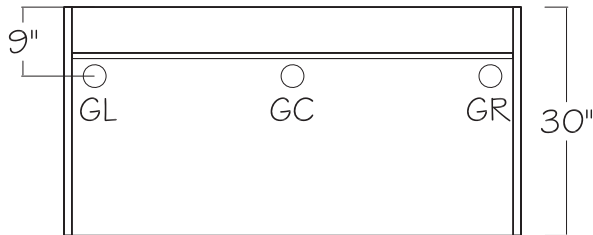
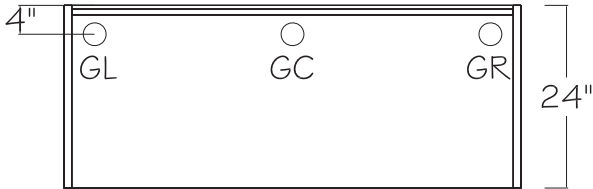
Specify positioning by using the two letter location.

Dimensions are measured from grommet center to top edge.

Grommets should not be placed overlapping with supporting storage.

For other grommet locations, please call Friant customer success.

Grommets are 3" round with cover standard.



20"D and 24"D TOPS

CODE	POSITION
GL	4" from left side - 4" from rear
GC	Centered from side to side - 4" from rear
GR	4" from right side - 4" from rear
G1	Pair of grommets, GL and GR
G5	Three grommets, GL-GC-GR

30"D TOPS

CODE	POSITION
GL	4" from left side - 9" from rear
GC	Centered from side to side - 9" from rear
GR	4" from right side - 9" from rear
G1	Pair of grommets, GL and GR
G5	Three grommets, GL-GC-GR

36"D TOPS

CODE	POSITION
GL	4" from left side - 12" from rear
GC	Centered from side to side - 12" from rear
GR	4" from right side - 12" from rear
G1	Pair of grommets, GL and GR
G5	Three grommets, GL-GC-GR

Grommet Locations

My-Hite Tabletops

1 Select a My-Hite worksurface

My-Hite tops (see page 62) offer optional grommets. Please use the codes shown when specifying location of grommets. An upcharge of \$75 applies per grommet.

Choose

Specify Part #

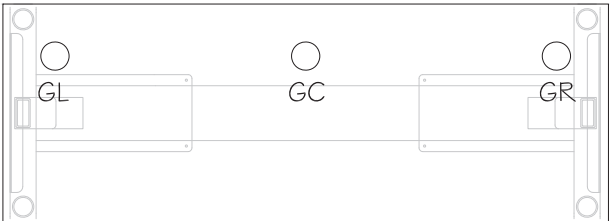
FDECCWS.23345823R

Specify worksurface and edge

M16 Tundra
E19 Tundra

2a Select a grommet location, Rectangular Tops

Specify location by using the designated codes

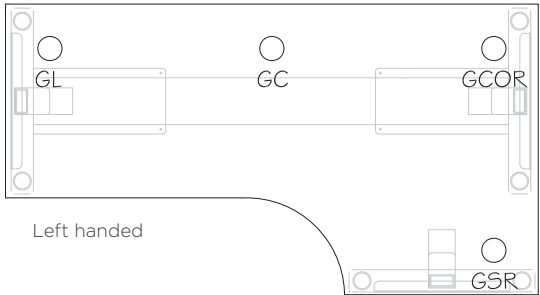


CODE	POSITION
GL	4" from left side - 4" from rear
GC	Centered from side to side - 4" from rear
GR	4" from right side - 4" from rear
G1	Pair of grommets, GL and GR
G5	Three grommets, GL-GC-GR

Dimensions are measured from grommet center
For other grommet locations, please call Friant customer success.
Grommets are 3" round with cover standard

2b Select a grommet location, Extended Corner Tops

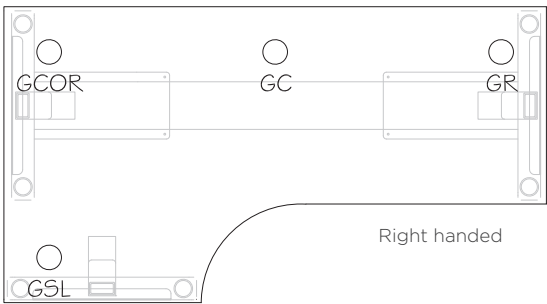
Specify location by using the designated codes



Left handed

Extended Corner, Left Handed

CODE	POSITION
GL	4" from left side - 4" from rear
GC	Centered from side to side - 4" from rear
GCOR	Corner, 4" from Rear
GSR	4" from right side - 4" from rear



Right handed

Extended Corner, Right Handed


CODE	POSITION
GCOR	Corner, 4" from Rear
GC	Centered from side to side - 4" from rear
GR	4" from right side - 4" from rear
GSL	4" from left side - 4" from rear

Dimensions are measured from grommet center
For other grommet locations, please call Friant customer success.
Grommets are 3" round with cover standard

Grommet Locations

2c Select a grommet location, D-Shaped Tops

Specify location by using the designated codes



CODE	POSITION
GC	Centered from side to side - 4" from rear

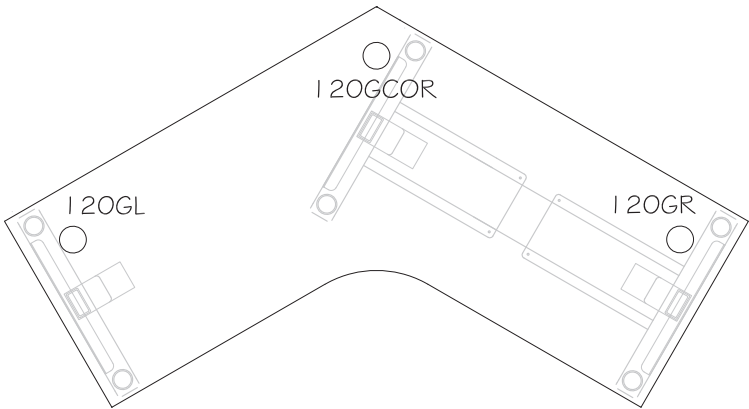
Dimensions are measured from grommet center

For other grommet locations, please call Friant customer success.

Grommets are 3" round with cover standard

2d Select a grommet location, 120° Tops

Specify location by using the designated codes



CODE	POSITION
120GL	4" from left side - 4" from rear
120GCOR	Corner - 4" from rear
120GR	4" from right side - 4" from rear

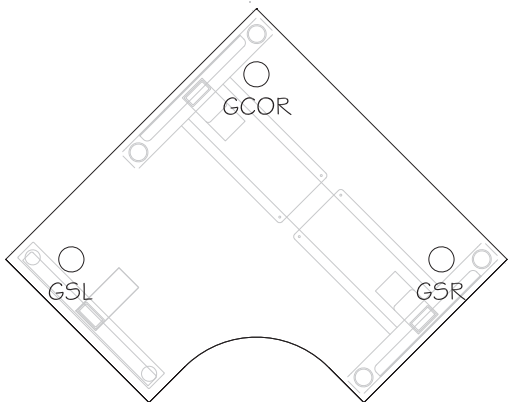
Dimensions are measured from grommet center

For other grommet locations, please call Friant customer success.

Grommets are 3" round with cover standard

2e Select a grommet location, 90° Equal Corners

Specify location by using the designated codes



CODE	POSITION
GSL	4" from left side - 4" from rear
GCOR	Corner - 4" from rear
GSR	4" from right side - 4" from rear

Dimensions are measured from grommet center

For other grommet locations, please call Friant customer success.

Grommets are 3" round with cover standard

Power Grommet Locations - Notch Cutouts, My-Hite Worksurfaces

FRIANT Power Grommet notch cutouts are required when specifying a Power Grommet on a worksurface supported by a My-Hite C-Leg adjustable height table base. Choose the size of power grommet (5x8 only) and cutout location (left, center or right). Specify Power Grommets on page 21. An upcharge of \$75 applies for cutouts.

NOTE: Notch cutouts only available with 5x8 Power grommets and C-leg bases.

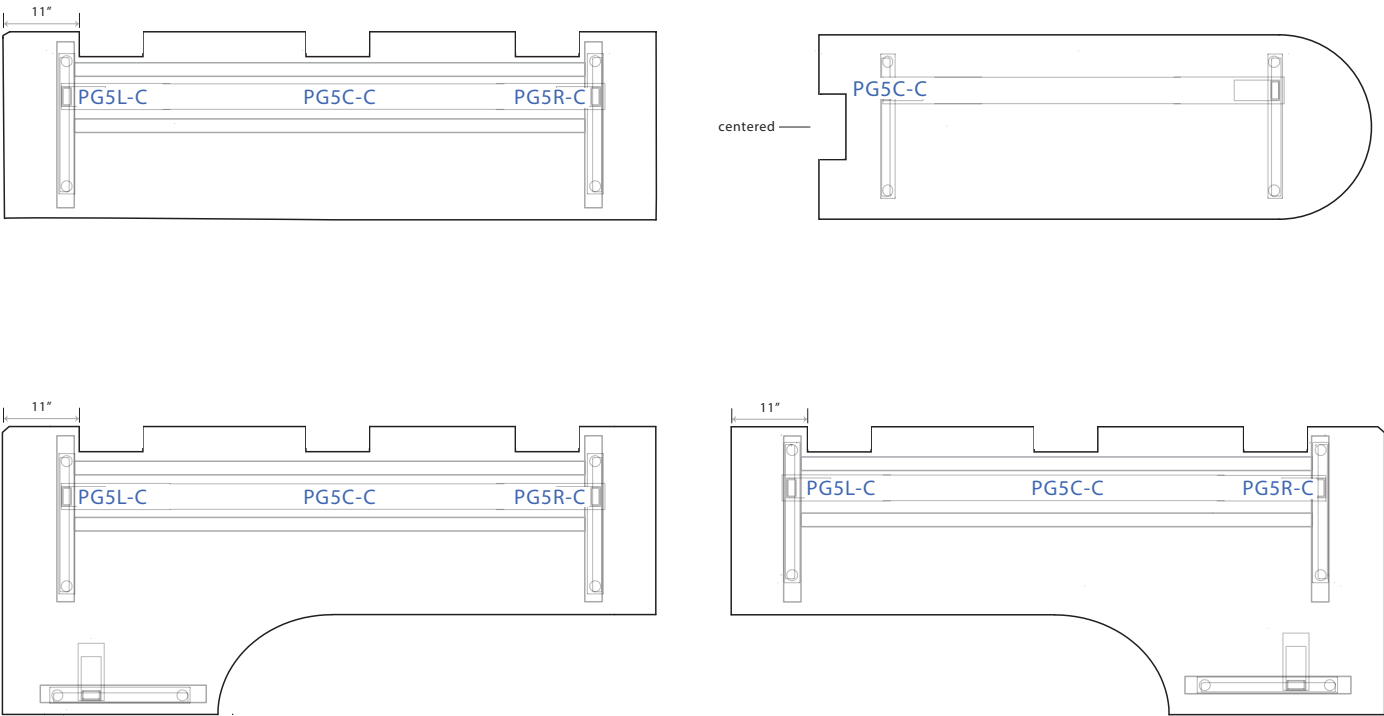
- 1

Select a My-Hite worksurface

My-Hite worksurfaces (starting on page 26)
- 2

Select a power grommet notch cutout location

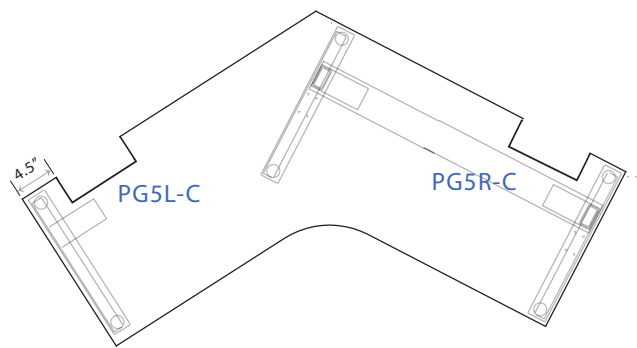
CODE	POSITION
PG5L-C	11" from left side
PG5C-C	Centered
PG5R-C	11" from right side



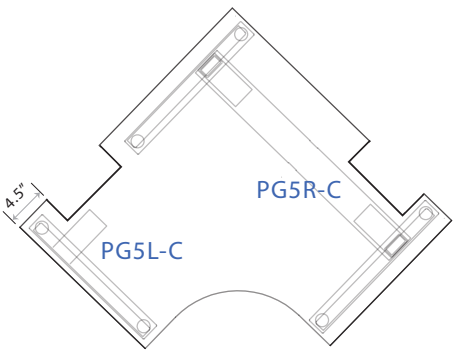
120° and 90° worksurfaces

CODE	POSITION (Specific to 120° and 90°)
PG5L-C	4.5" from left side
PG5R-C	4.5" from right side

Positions for 120° worksurfaces:



Positions for 90° equal corner worksurfaces:



Power Grommet Locations - Interior Cutouts, My-Hite Worksurfaces

FRIANT Power Grommet interior cutouts are used when specifying a Power Grommet on a worksurface supported by a My-Hite T-Leg adjustable height table base. Choose the size of power grommet (5x8 or 6x8) and cutout location (left, center or right). Specify Power Grommets on page 21. An upcharge of \$75 applies for cutouts.

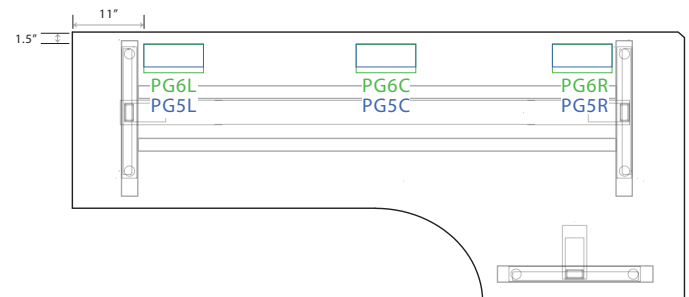
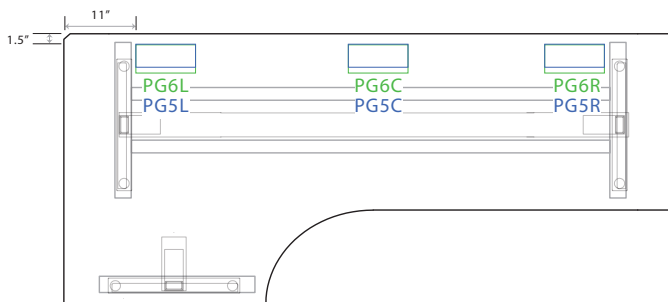


NOTE: Standard position Interior cutouts are not compatible with C-leg bases.

1 Select a My-Hite worksurface

My-Hite worksurfaces (starting on page 26)

2 Select a power grommet interior cutout location

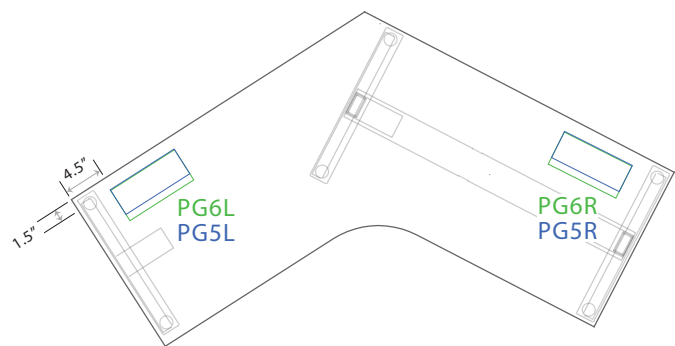
CODE	POSITION
PG6L	11" from left side, 1.5" from back
PG6C	Centered, 1.5" from back
PG6R	11" from right side, 1.5" from back
PG5L	11" from left side, 1.5" from back
PG5C	Centered, 1.5" from back
PG5R	11" from right side, 1.5" from back



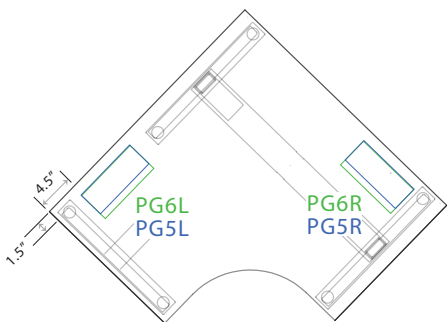
120° and 90° worksurfaces

CODE	POSITION (Specific to 120° and 90°)
PG6L	4.5" from left side, 1.5" from back
PG6R	4.5" from right side, 1.5" from back
PG5L	4.5" from left side, 1.5" from back
PG5R	4.5" from right side, 1.5" from back

Positions for 120° worksurfaces:



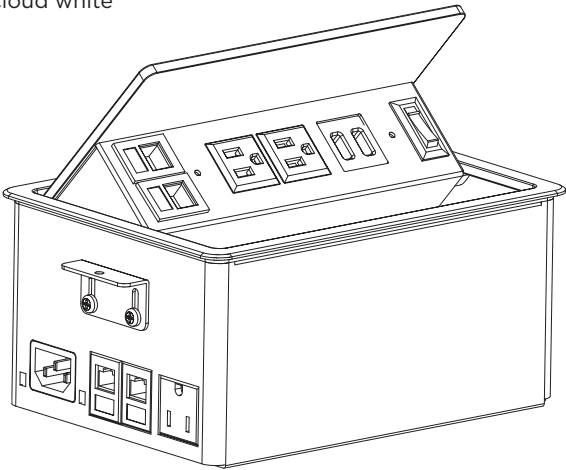
Positions for 90° equal corner worksurfaces:




Power Grommet

FRIANT power grommets are available to meet different worksurface power and data needs. Choose the color of the power grommet (brushed aluminum, brushed charcoal, or cloud white). Specify power grommets on page 236.

3 FINISHES AVAILABLE
Brushed aluminum, brushed charcoal and cloud white



INCLUDES SPRING CORD
(Not shown) For connection to power source



POWER GROMMETS

6x8

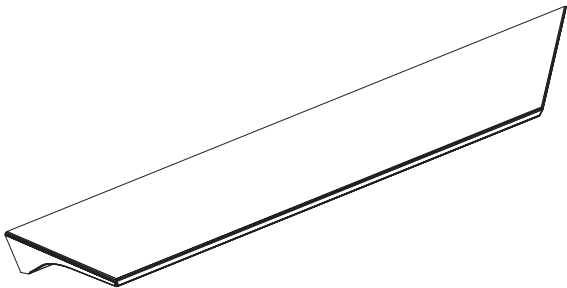
- (2) CAT6 Data Ports
- (4) Power Outlets
- (2) USB Ports

5x8

- (2) CAT6 Data Ports
- (3) Power Outlets
- (2) USB Ports

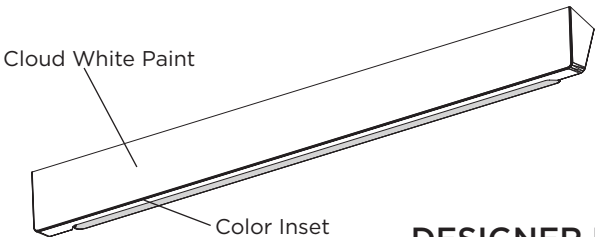
Pull Options, Dash Storage

You have multiple pull options. Please specify type when ordering. If you have any questions, please contact Friant Customer Success or your local sales rep.



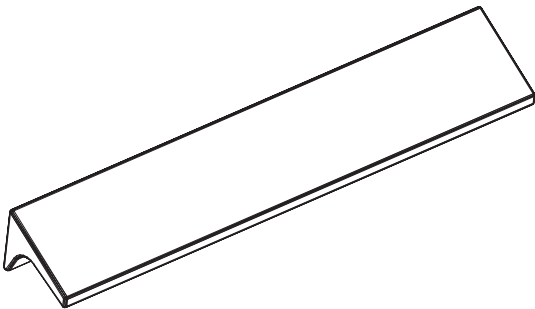
WEDGE PULL

Brushed Aluminum (default pull)
Black Umber



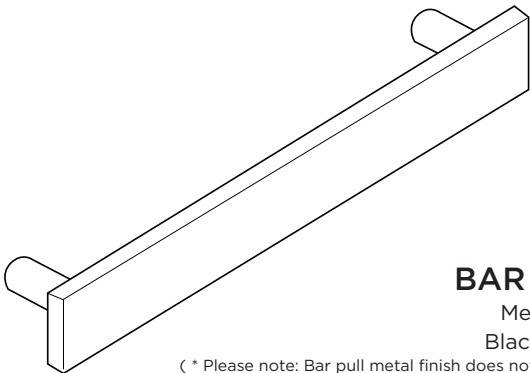
DESIGNER PULL

Cloud White/Red,
Cloud White/Green,
Cloud White/Grey



SLANT PULL

Brushed Aluminum
Black Umber



BAR PULL

Metal finish
Black Umber

(* Please note: Bar pull metal finish does not match the finish of the pull on the DASH wall mounted overheads.)

Supporting and Mobile Pedestals

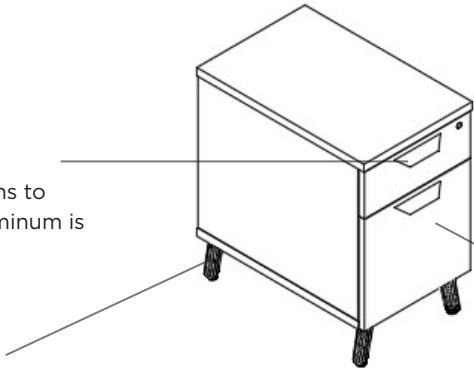
FRIANT pedestals are laminate (pg 162 onwards) and available in a variety of options to meet different storage needs. Choose the color (casing, top, and front) and pull that you prefer.

PULLS

FRIANT offers 3 different pull options to choose from. (Wedge, Brushed Aluminum is default pull)

FOOT OPTIONS

Available with Taper or Inset feet or with base.



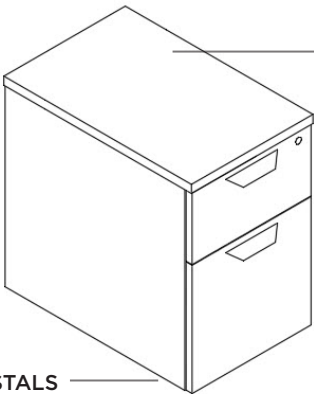
LOCKING

Keyed alike option is available.

FRONT TO BACK FILE BAR
Front to Back file bar is included. Order side to side file bar separately for all pedestals.

SUPPORTING
Able to support resting tops

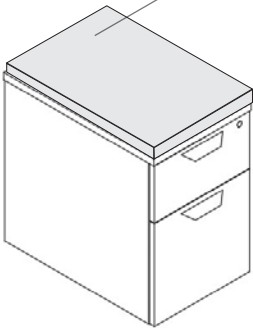
MOBILE PEDESTALS, 24" High



BOX/FILE PEDESTALS
Ship standard with casters.

BOX/FILE MOBILE PEDESTAL
Top of pedestal is finished.

LOCKING
Keyed alike option is available.



OPTIONAL CUSHION
Mobile pedestals can be topped with a fabric covered cushion.
NOTE: **Passage and Terrain fabric not available on cushion.** COM is an option.

FRONT TO BACK FILE BAR
Front to Back file bar is included. Order side to side file bar separately for all pedestals.

Freestanding Towers

FRIANT towers (pg 178 onwards) are available in a variety of combinations of drawers, shelves and doors. Specify the type of storage, laminate finishes and type of pull.

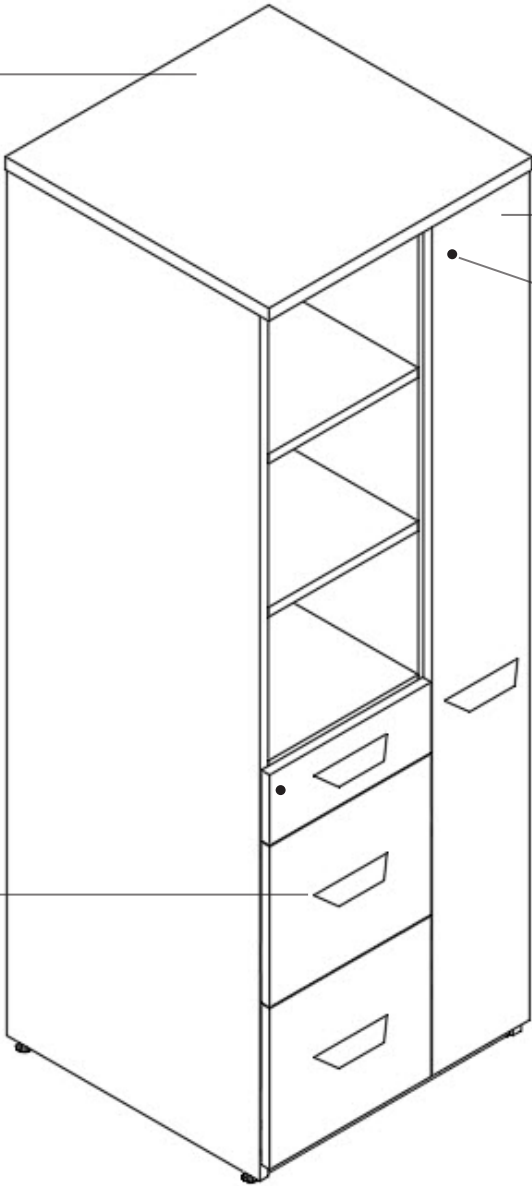
TOP
Finished top cap

WARDROBE
Wardrobe can be ordered on either right hand or left hand side

LOCKING
Keyed alike option is available.
(2) Lock cores per tower.

PULLS
FRIANT has 3 different pull options to choose from. See pg 22.
(Wedge is default pull)

SIDE TO SIDE FILE BAR
Side to side file bar is included. Order front to back file bar separately.

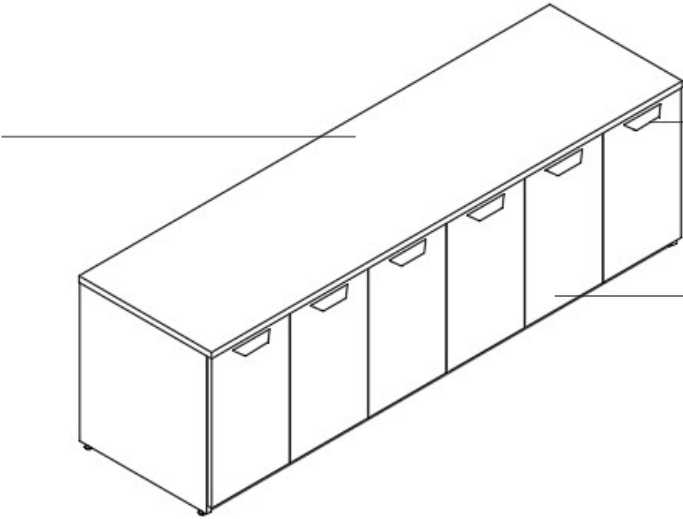


Supporting Credenza Units

FRIANT credenzas (pg 74 onwards) are available in a variety of options to meet different storage needs. Specify the type of storage, laminate finishes and type of pull.

FINISHES

Three parts of the credenza are specified individually: top, front and casing. See page 9 for laminate options.



PULLS

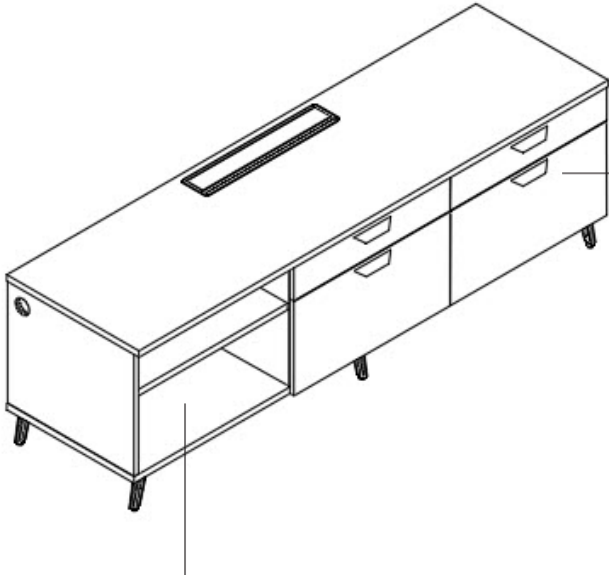
FRIANT has 3 different pull options to choose from (Wedge is default)

SWING DOOR

in front of adjustable shelf.

LOCKING

Keyed alike option is available.



DRAWERS


OPEN SHELVING

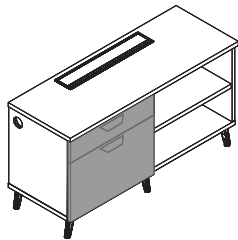
Credenza unit may be ordered with open adjustable shelving.

Credenza and Overhead - Top, Front and Casing Finish Selection

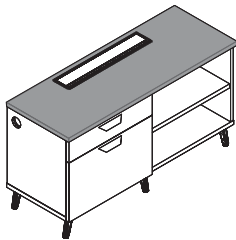
To specify top, front and casing laminate finish see (standard finishes) page 9

Credenza

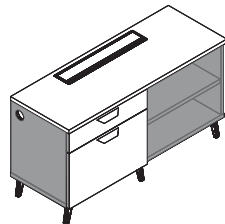
Choose	Specify Part #	Specify Finish for Top, Casing & Front
	product #: FD-LC26-1836-1L-F-*	top: M13 Licorice casing: M13 Licorice front: M13 icatorice



Front




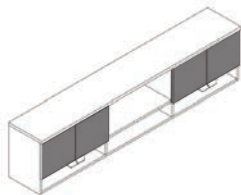
Top



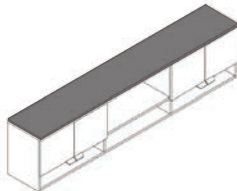
Casing

Overhead with doors

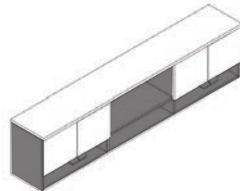
Choose	Specify Part #	Specify Finish for Top, Casing & Front
	product #: FD-OS-2060-J	top: M13 Licorice casing: M13 Licorice front: M13 Licorice



Front




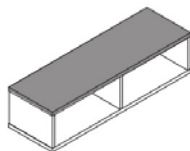
Top



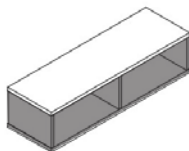
Casing

Overhead with no doors

Choose	Specify Part #	Specify Finish for Top, Casing & Front
	product #: FD-OS-1236-C	top: M13 Licorice casing: M13 Licorice



Top

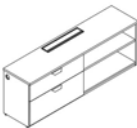


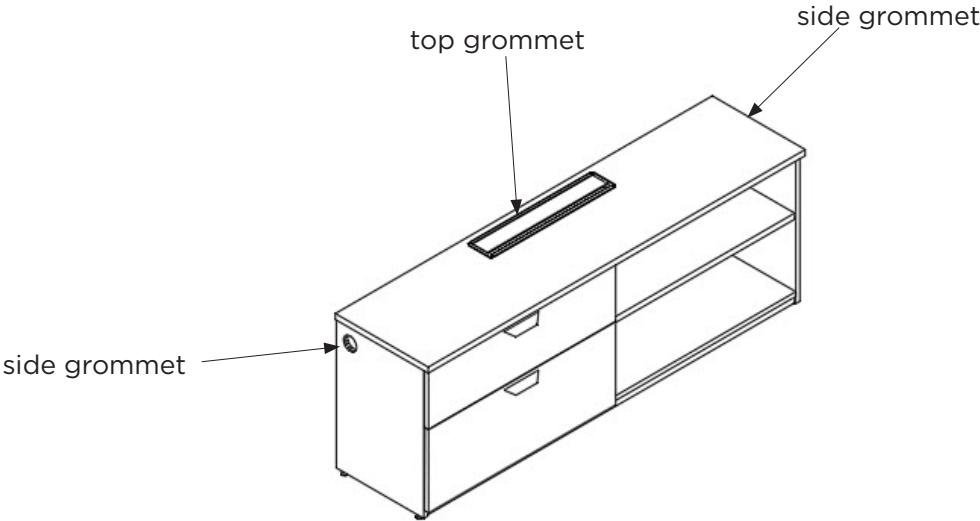
Casing

Credenza - Grommet Color Selection

Grommets are included in the Credenza depending on the type of the credenza selected. To specify grommet color, see page 9
Grommet color selection applies to both top & side grommets.
Specify electrical part by replacing * with:

- ND - non-powered with no flip up access door
- N - non-powered with flip up access door
- E1 - single circuit power
- E4 - 4-circuit power

Choose	Specify Part #	Specify Grommet Color
	#: FD-LC26-1836-1L-B-*	SV



DASH

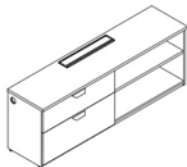
Filing Guide

Detail for all products offering filing per drawer

CREDENZAS - 18" Deep

Letter

Front to back filing



36"-54"



60"-72"



CREDENZAS - 18" Deep

Legal

Front to back filing

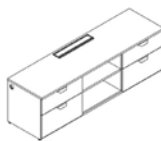
36"

42"- 66" & 78"- 84"

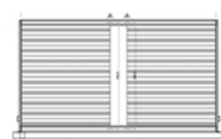
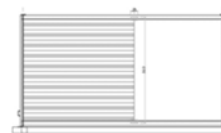
72"



36-72" wide



78"-84" wide



CREDENZAS - 24" Deep

Letter

Front to back filing

36"-54" & 78"

60-72" & 84"



36-72" wide



78"-84" wide


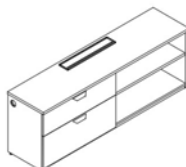


CREDENZAS - 24" Deep

Legal

Side to side filing

All Widths



Filing Guide

Detail for all products offering filing per drawer

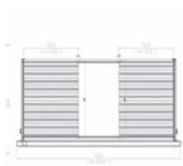
MOBILE CREDENZAS - 18" Deep,

Letter

Front to back filing



All Widths



MOBILE CREDENZAS - 18" Deep,

Legal

Front to back filing



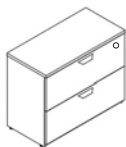
All Widths




LATERAL FILES - 24" Deep,

Letter

Front to back filing



30" - 36"



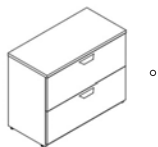
42"




LATERAL FILES - 24" Deep,

Legal

Side to side filing



All widths



Filing Guide

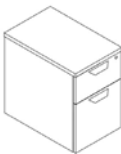
Detail for all products offering filing per drawer

PEDESTALS - Supporting or Mobile, All Depths

Letter

Front to back filing

All Widths



Supporting


Mobile

PEDESTALS - Supporting or Mobile, All Depths

Legal

Side to side filing

All Widths



Supporting

Mobile

Filing Guide

Detail for all products offering filing per drawer

PEDESTAL TOWERS - 24" or 30" Deep

Letter

Front to back filing




PEDESTAL TOWERS - 24" or 30" Deep

Legal

Side to side filing



All widths



STORAGE TOWERS - 24" Deep

Letter


Front to back filing



STORAGE TOWERS - 24" Deep

Legal

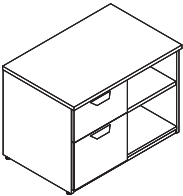
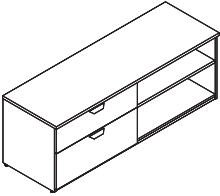
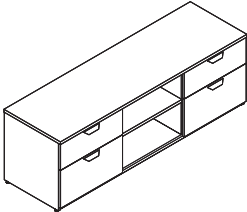
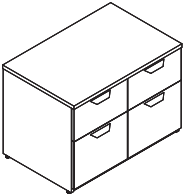
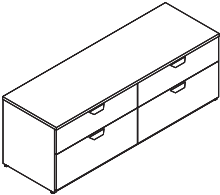
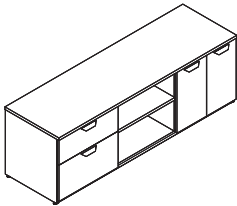
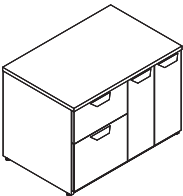
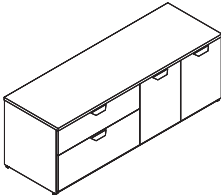
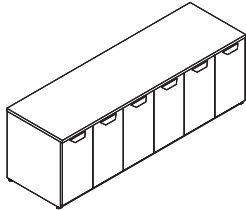
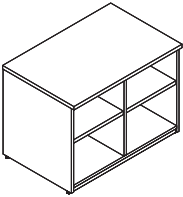
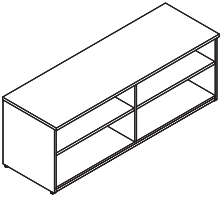
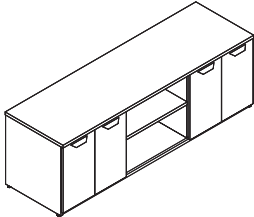
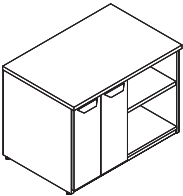
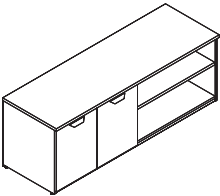
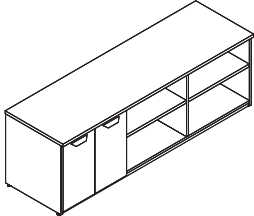
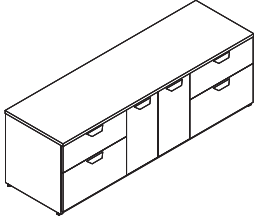
Side to side filing



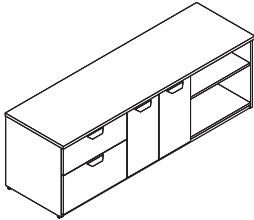
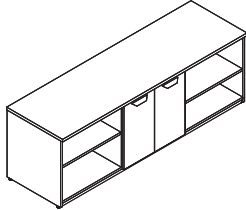
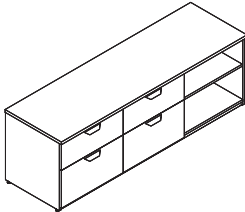
Credenza Elevations

Detail showing width of each type of credenza from smallest to largest.

26" High, Base

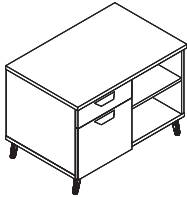
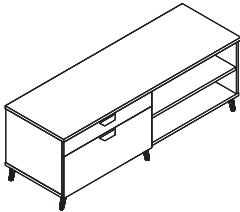
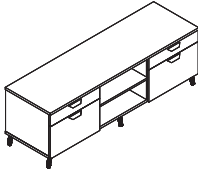

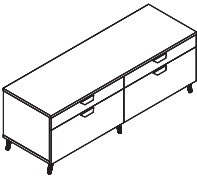
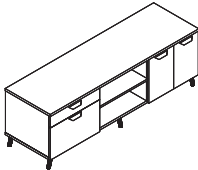

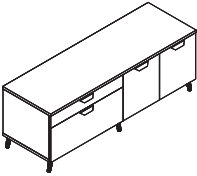
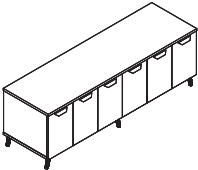
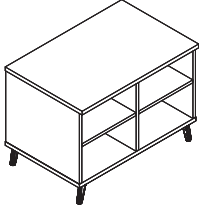
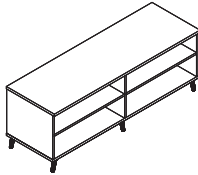
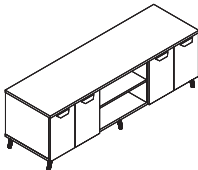

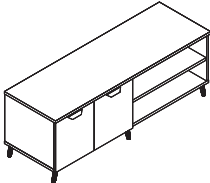
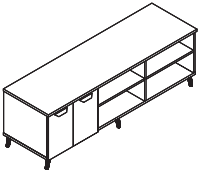
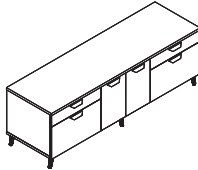
	2 Section		3 Section
Width	36"	72"	78" & 84"
Type 1			
	36" wide	72" wide	78" wide
Type 2			
	36" wide	72" wide	78" wide
Type 3			
	36" wide	72" wide	78" wide
Type 4			
	36" wide	72" wide	78" wide
Type 5			
	36" wide	72" wide	78" wide
Type 6	NA		
			78" wide

26” High, Base

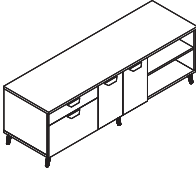
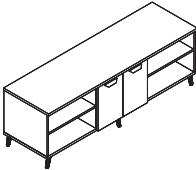
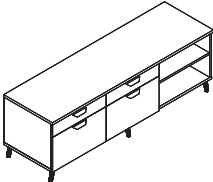
Width		78” & 84”
Type 7	NA	
		78” wide
Type 8	NA	
		78” wide
Type 9	NA	
		78” wide

Credenza Elevations

26" High, Feet

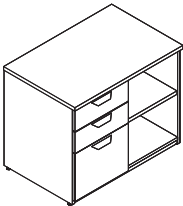
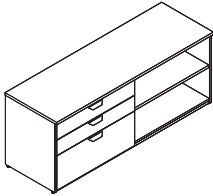
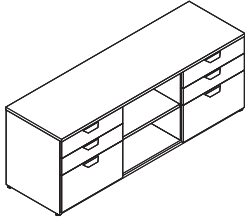
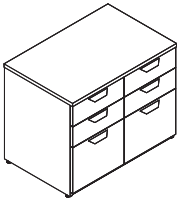
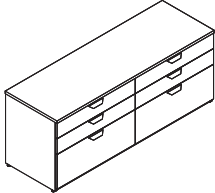
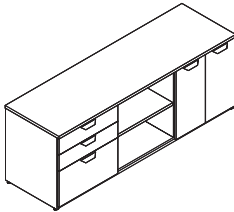
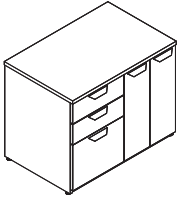
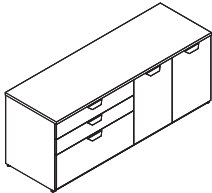
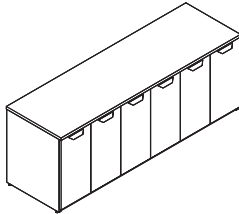
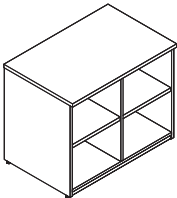
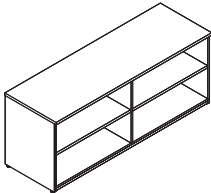
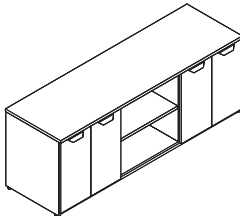
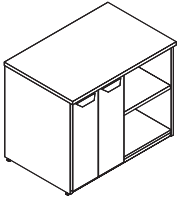
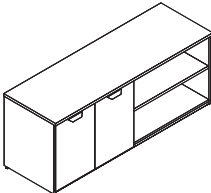
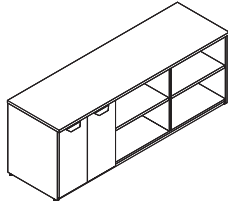
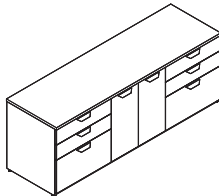
	2 Section		3 Section
Width	36"	72"	78" & 84"
Type 1			
	36" wide	72" wide	78" wide
Type 2			
	36" wide	72" wide	78" wide
Type 3			
	36" wide	72" wide	78" wide
Type 4			
	36" wide	72" wide	78" wide
Type 5			
	36" wide	72" wide	78" wide
Type 6	NA		
			78" wide

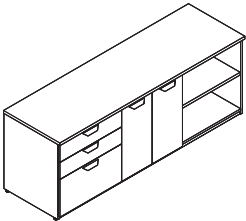
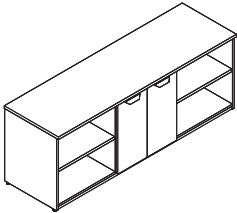
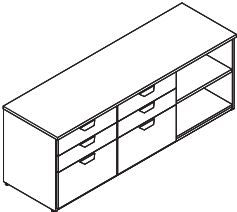
26” High, Feet

Width		78” & 84”
Type 7	NA	
		78” wide
Type 8	NA	
		78” wide
Type 9	NA	
		78” wide

Credenza Elevations

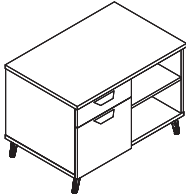
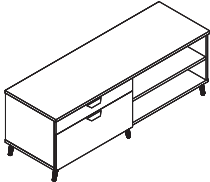
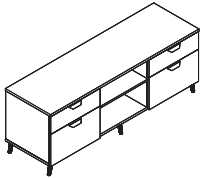

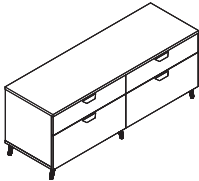
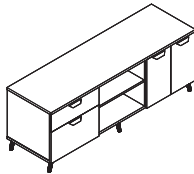

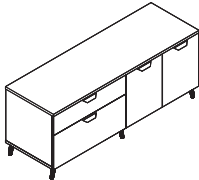
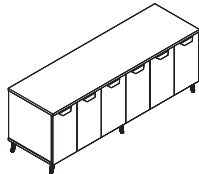
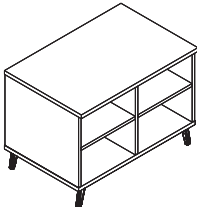
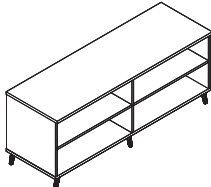
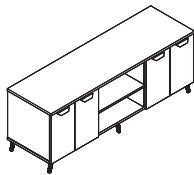
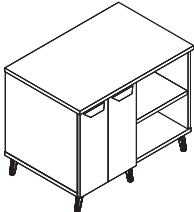
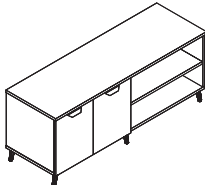
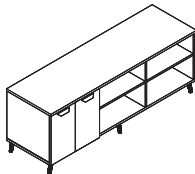
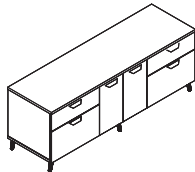
29" High, Base

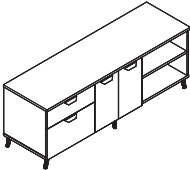
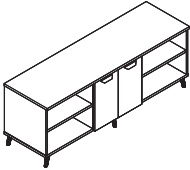
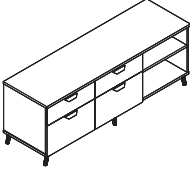
	2 Section		3 Section
Width	36"	72"	78" & 84"
Type 1			
	36" wide	72" wide	78" wide
Type 2			
	36" wide	72" wide	78" wide
Type 3			
	36" wide	72" wide	78" wide
Type 4			
	36" wide	72" wide	78" wide
Type 5			
	36" wide	72" wide	78" wide
Type 6	NA	NA	
			78" wide

Width		78" & 84"
Type 7	NA	
		78" wide
Type 8	NA	
		78" wide
Type 9	NA	
		78" wide

Credenza Elevations

29" High, Feet

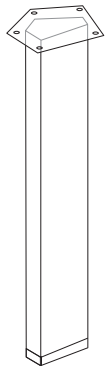
	2 Section		3 Section
Width	36"	72"	78" & 84"
Type 1			
	36" wide	72" wide	78" wide
Type 2			
	36" wide	72" wide	78" wide
Type 3			
	36" wide	72" wide	78" wide
Type 4			
	36" wide	72" wide	78" wide
Type 5			
	36" wide	72" wide	78" wide
Type 6	NA		
			78" wide

Width		78" & 84"
Type 7	NA	
		78" wide
Type 8	NA	
		78" wide
Type 9	NA	
		78" wide

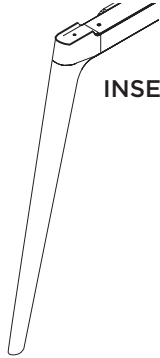
How to Order Legs in Dash

1 Select a leg style

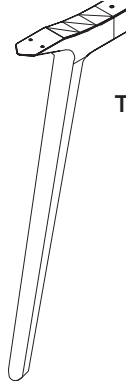
Choose from Post, Inset and Taper.



POST LEG



INSET LEG



TAPER LEG

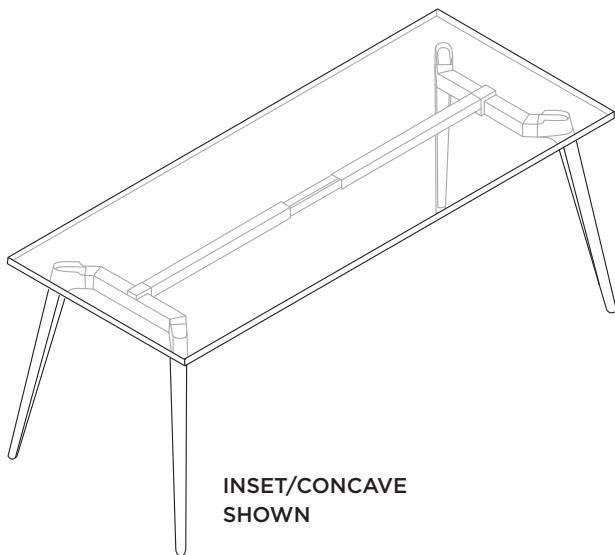
2 If you select a Post leg - you're all set!

If you select an Inset or Taper leg, you need to choose a support bar.

The concave and straight bars are available on freestanding tabletops and on resting and return tabletops as well.

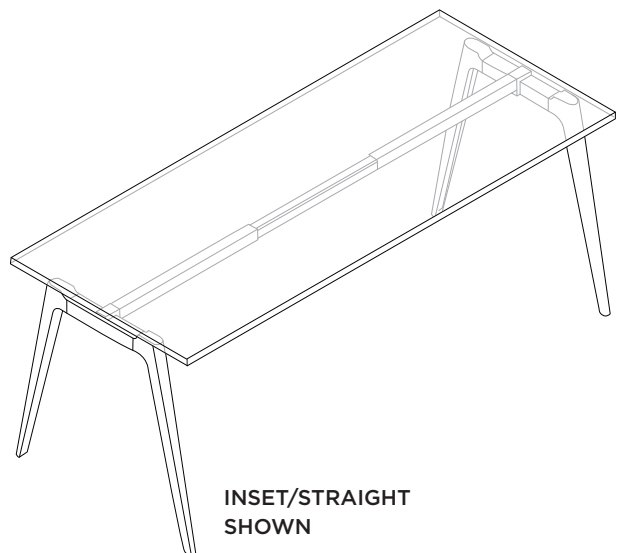
FREESTANDING TABLETOPS (4 LEGS)

CONCAVE BAR



**INSET/CONCAVE
SHOWN**

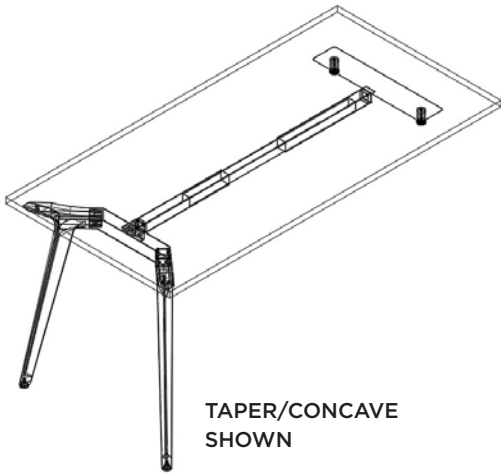
STRAIGHT BAR



**INSET/STRAIGHT
SHOWN**

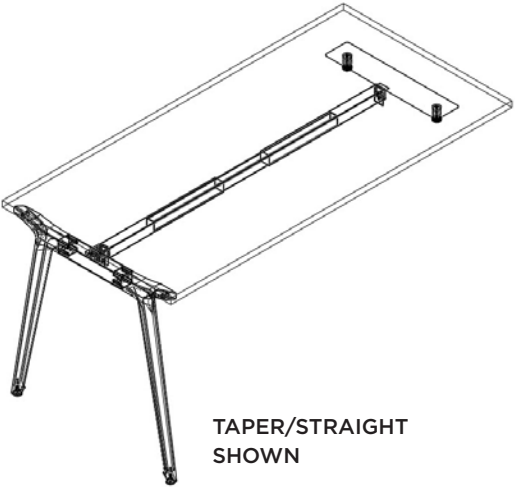
RESTING TABLETOPS (2 LEGS)

RESTING CONCAVE BAR



TAPER/CONCAVE
SHOWN

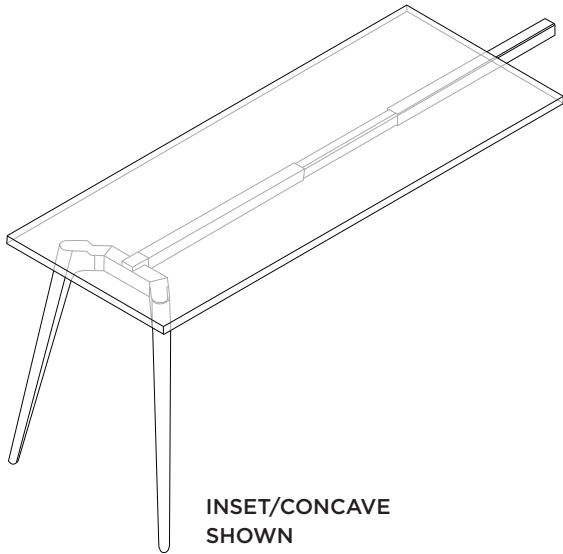
RESTING STRAIGHT BAR



TAPER/STRAIGHT
SHOWN

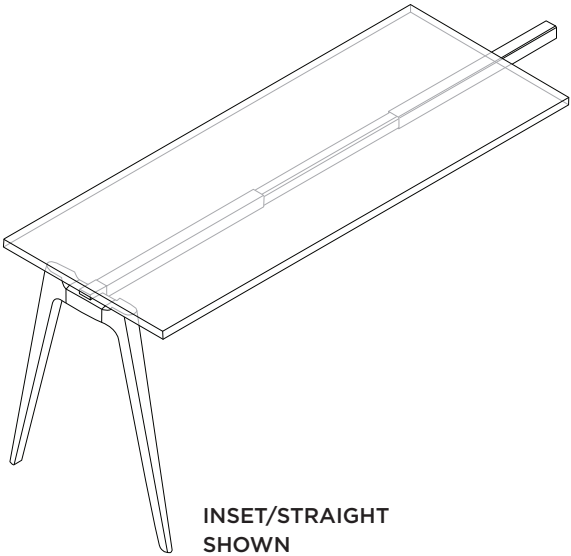
RETURN TABLETOPS (2 LEGS)

RETURN CONCAVE BAR



INSET/CONCAVE
SHOWN

RETURN STRAIGHT BAR



INSET/STRAIGHT
SHOWN

STORAGE FOOT OPTIONS

- Select a foot style
- Options are Inset or Taper
- Available on all storage with feet, including credenzas, pedestals and towers



Taper foot (CW, BU, SV)

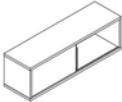


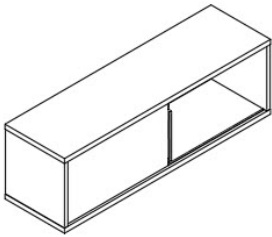
Inset foot (CW, BU, SV)

How to Order Hutches

1 Select a hutch



Options include single sided and shared.
Available in 12" and 15" high.

Choose	Specify Part #	Specify Finish
	FD-OS-6015-E	top: light maple casing: white front: light maple



2 Select a hutch support

Available 9" high, 12 " high and 15" high
Hutch supports are sold in pairs
Shared hutches can be mounted on Interra Panels using a panel
mount kit (page 174)

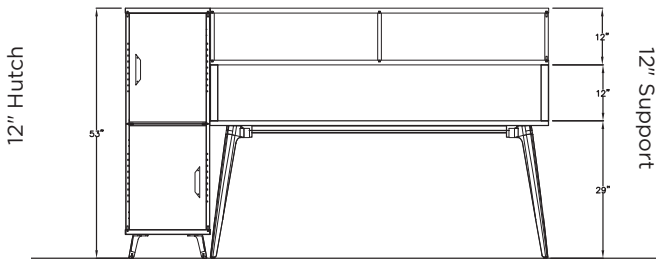
Choose	Specify Part #	Specify Finish
 	FCBS.1412	SV Silver

3 How to align hutches with 53" high storage towers

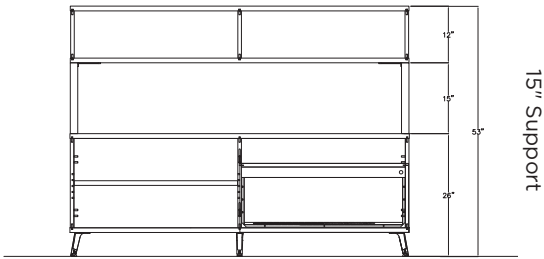
Hutches can be mounted so the top will align with 53" high storage
See chart below to determine which size hutch support to order

	Mounted on Worksurface	Mounted on Credenza
12" hutch	FCHS.1412	FCHS.1415
15" hutch	FCHS.1409	FCHS.1412

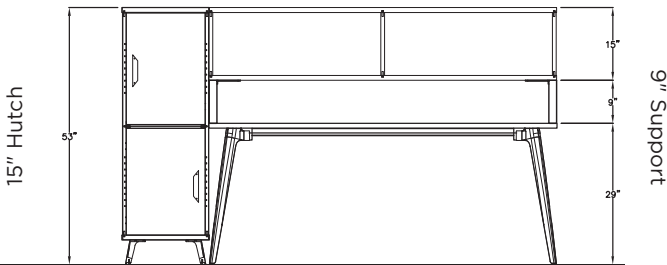
12" hutch on desk



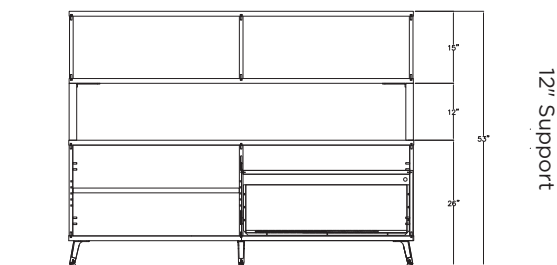
12" hutch on credenza



15" hutch on desk



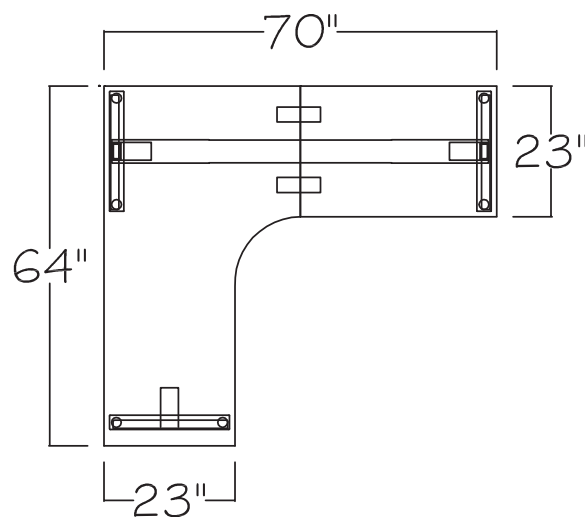
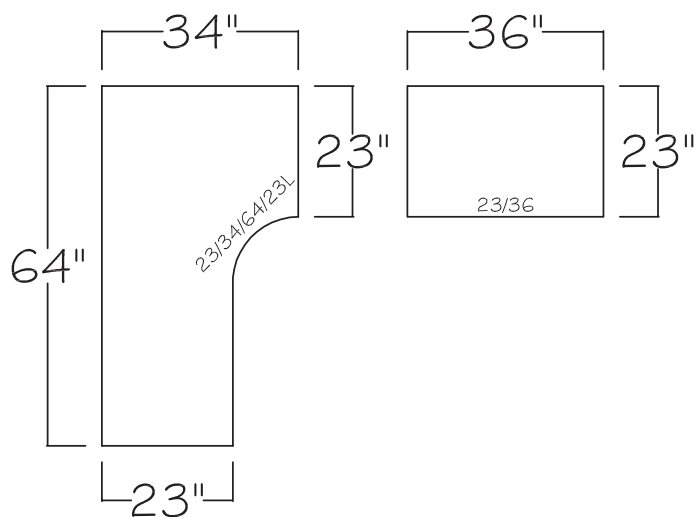
15" hutch on credenza



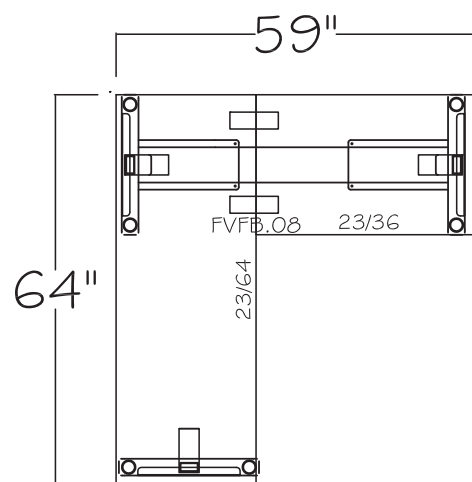
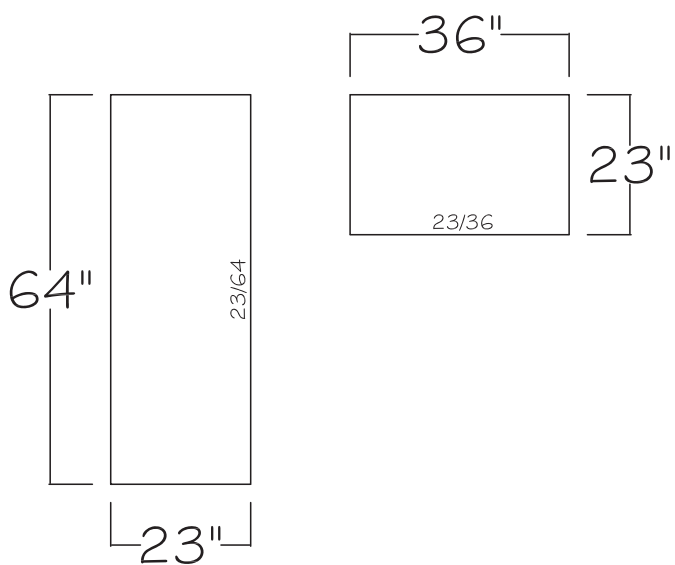
How To Specify My-Hite 2-Piece Extended Corner or Rectangular Tops

Use a FVFB.08 Flat Bracket pair to attach the two surfaces, making sure the seam is oriented so that it is supported by the continuous part of the My-Hite Corner Base. Maximum width combined: 84x84" (All My-Hite bases) or 72x96" (3 Stage base only). Specify the Rectangular Extension on page 68.

To create an extended corner My-Hite station, specify an Extended Curved Corner with a Rectangular Extension.



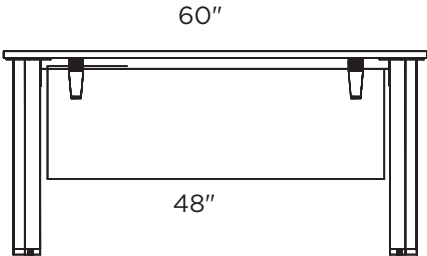
To create a two piece rectangular corner top, specify two rectangular tops, or a rectangular top and one rectangular extension.



Modesty Panel Guide

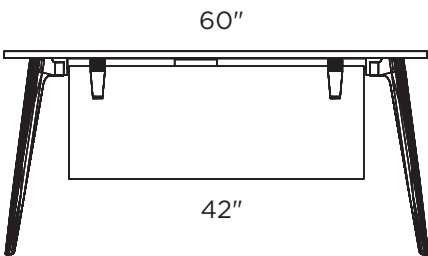
Guide for determining Modesty Panel Size based on Leg Type:
12" less for Post Legs
18" less for concave support bars (inset and taper)
6" less for straight support legs (inset and taper)

POST LEGS



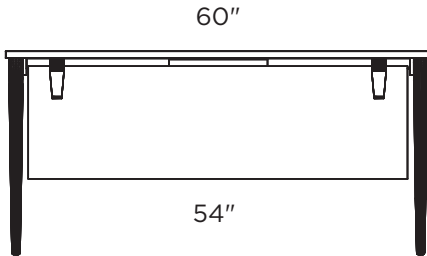
Order modesty panel 12" less than surface width.

CONCAVE BAR
Inset/Taper legs



Order modesty panel 18" less than surface width.

STRAIGHT BAR
Inset/Taper legs



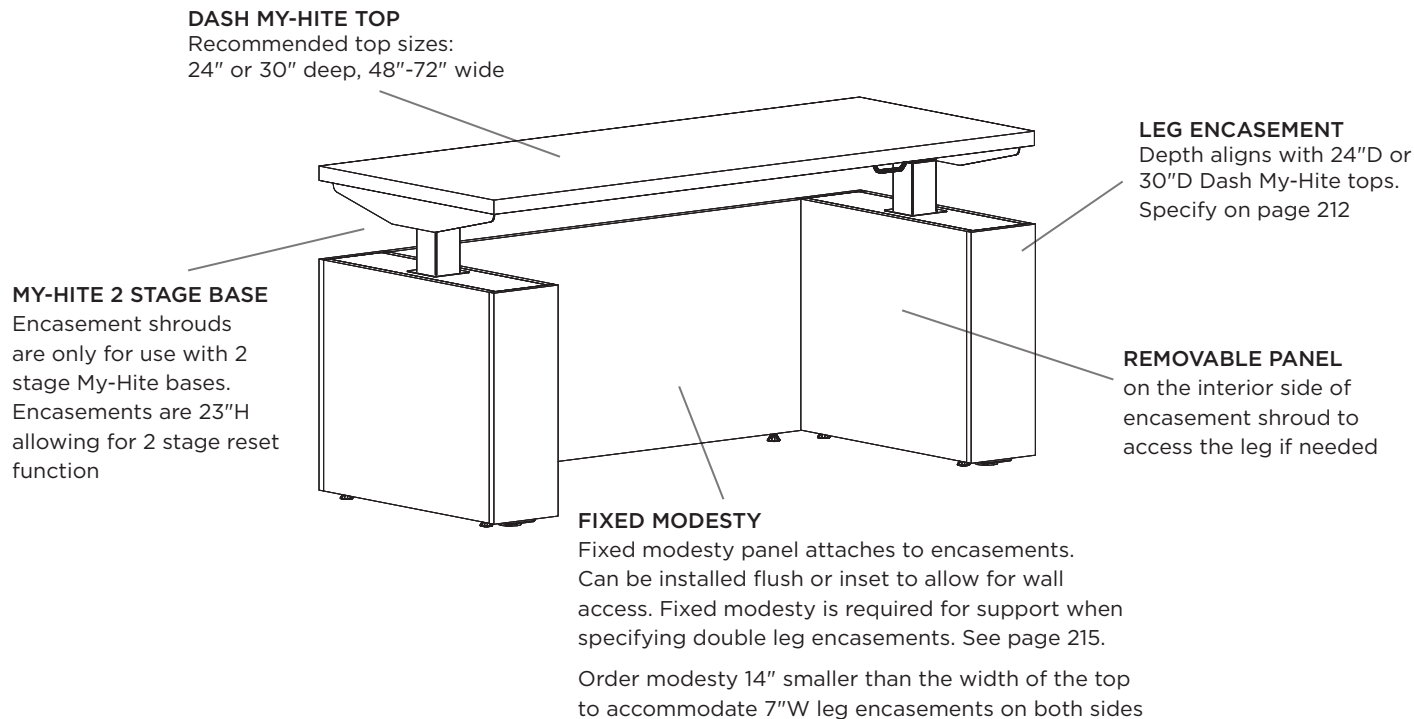
Order modesty panel 6" less than surface width.

Note: for Resting Tabletops, the size of the modesty panel will depend on several factors, including the depth and type of supporting storage. We recommend drawing and measuring the specific configuration. Please contact us for assistance with any questions.

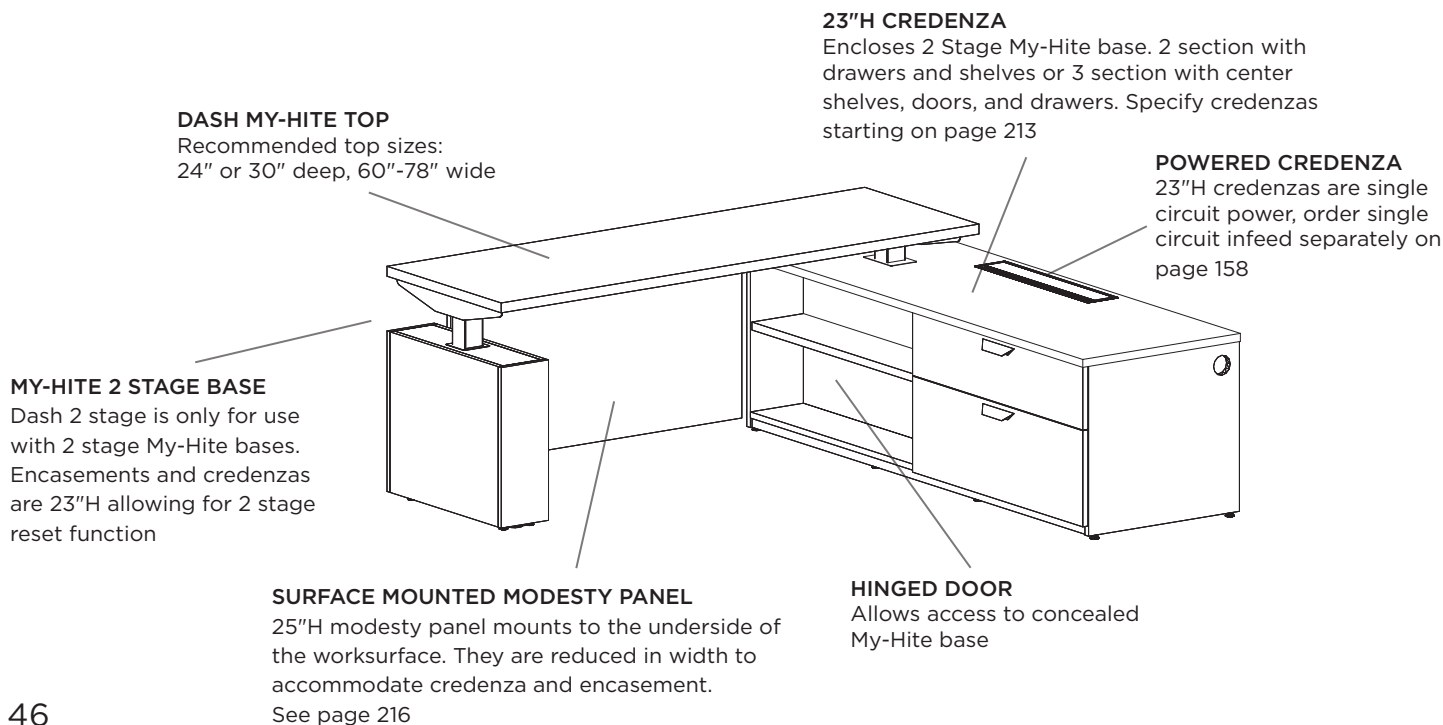
Dash 2 Stage Recommended Application

Dash leg encasement shrouds and 23" high credenzas conceal My-Hite 2 stage legs and feet. See recommended applications below and specify Dash 2 Stage starting on page 211

Double Leg Encasement



Leg Encasement and 23"H Credenza

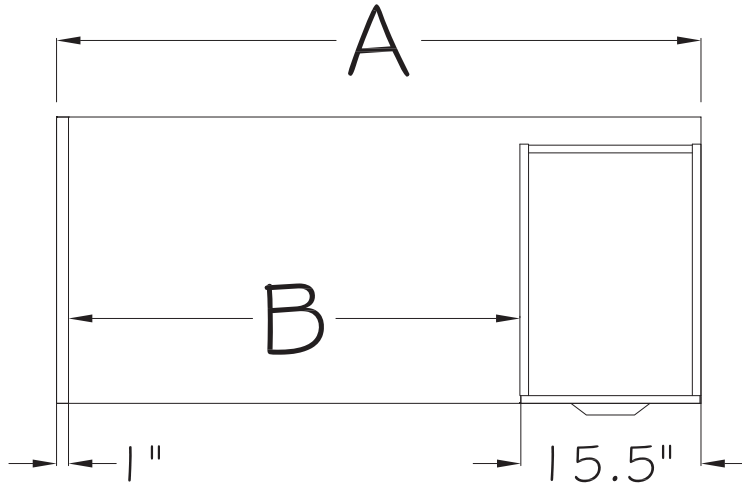


Dash Casegoods End Panel Guide

Dash casegoods end panels are laminate supports that attach to a worksurface. See below guidelines for ensuring tops are properly supported. Specify Dash Casegoods end panels starting on page 224

1 We recommend no more that 48" of unsupported worksurface

When measuring the length of unsupported worksurface, measure from interior of supports

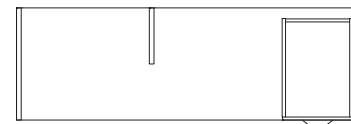


In this example, **A** is the full length of the worksurface, **B** is the unsupported length.

If $A = 60"$, to get **B**, we would subtract the thickness of the end panel (1") and the supporting ped (15.5"), so $B = 43.5"$

In order for this layout to be properly supported, **B** must be less than 48".

If **B** is over 48", additional center support would be needed, such as a half leg:




Note: anti-sag bars can provide additional support for layouts that are slightly over the recommended length. We would be happy to discuss on a case-by-case basis, please contact design@friant.com.


2 Lateral stability

We do not recommend freestanding applications supported by only end panels and/or half end panels. Additional lateral support would be needed, examples of additional support would include:

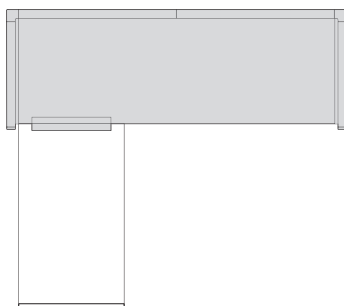
Dash corner end panel



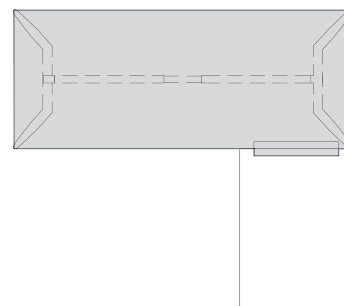
Supporting pedestal



Attach to panel-mounted worksurface



Attach to Dash table or desk shell

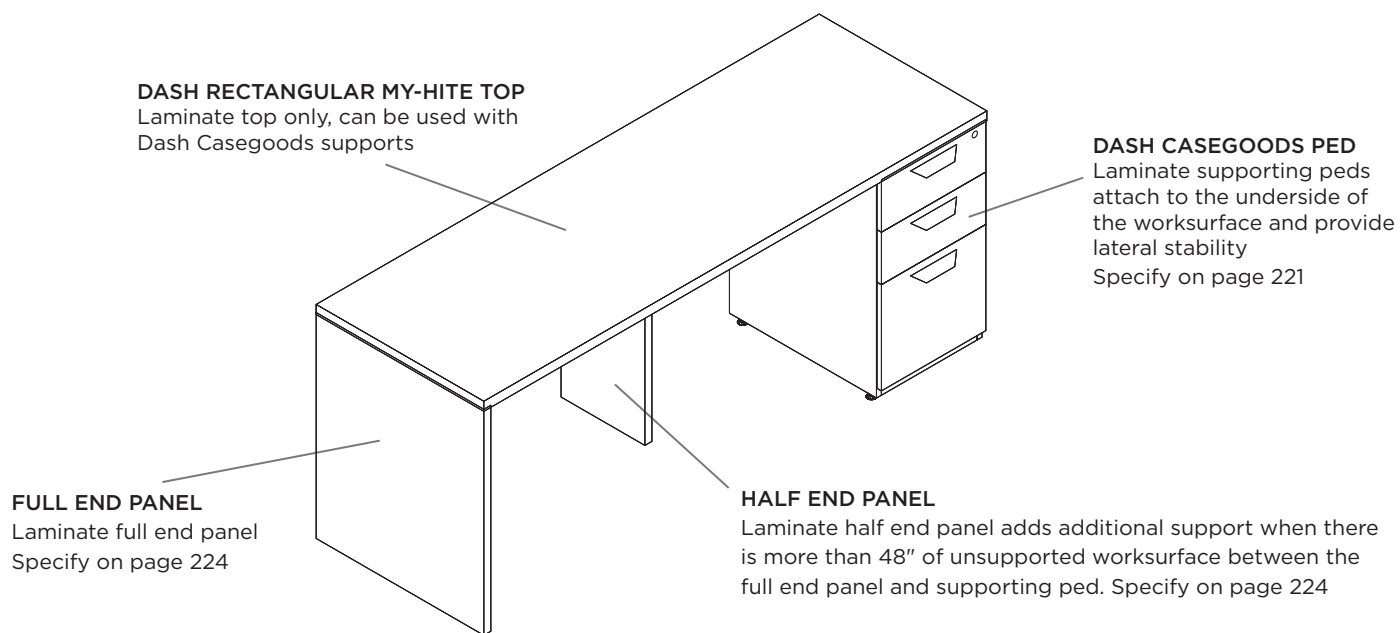


Dash Casegoods End Panel Guide

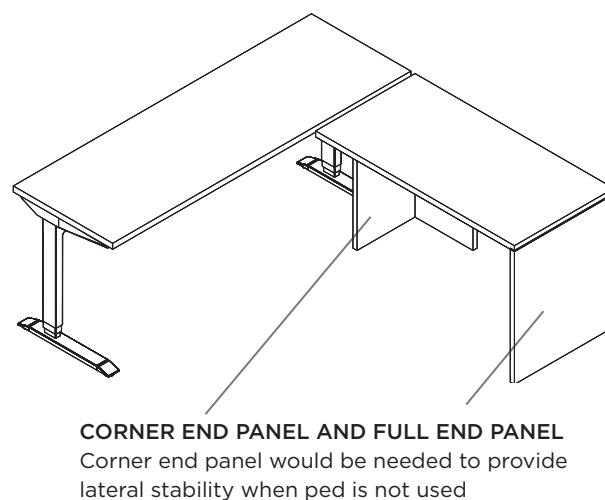
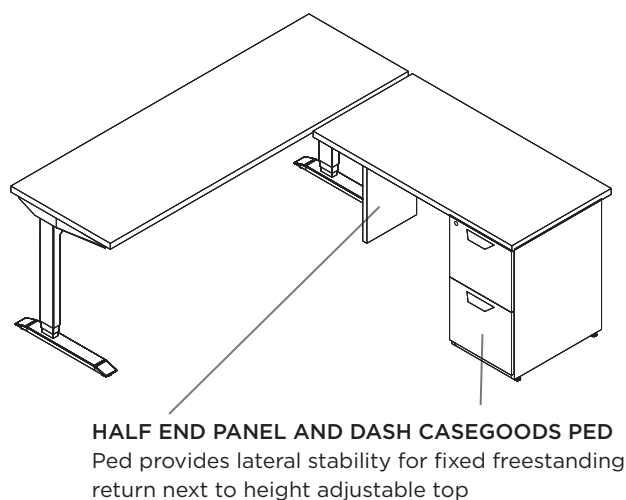
3 Recommended Applications

See below for examples of recommended applications for Dash Casegoods end panel supports. End panels include hardware for various applications, see installation guide for more information. Specify Dash Casegoods end panels starting on page 224

Freestanding Application Example



Application Examples with My-Hite

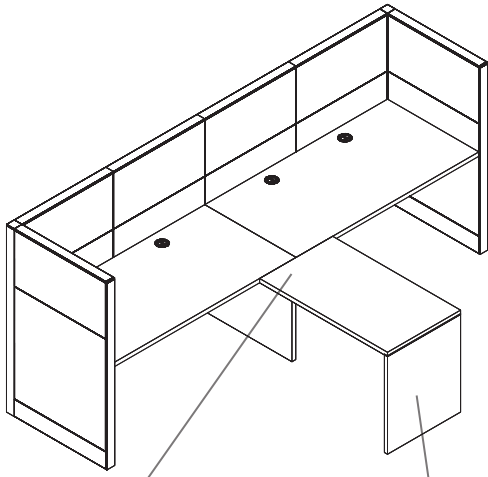


Dash Casegoods End Panel Guide

3 Recommended Applications Continued

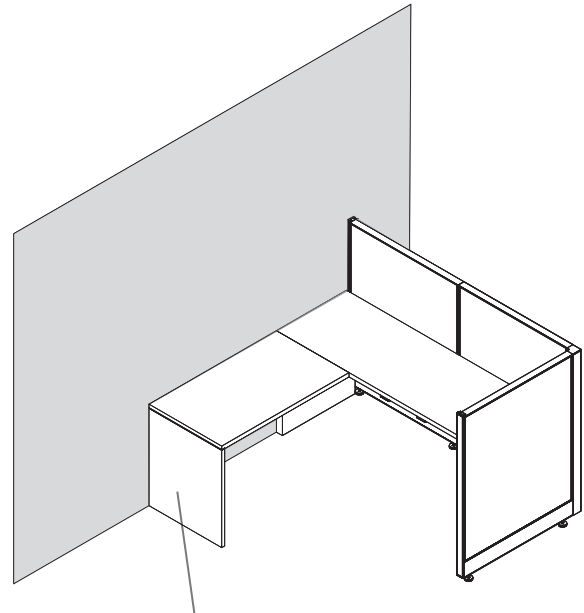
See below for examples of recommended applications for Dash Casegoods end panel supports. End panels include hardware for various applications, see installation guide for more information. Specify Dash Casegoods end panels starting on page 224

Combine with Panel-Mounted Surfaces

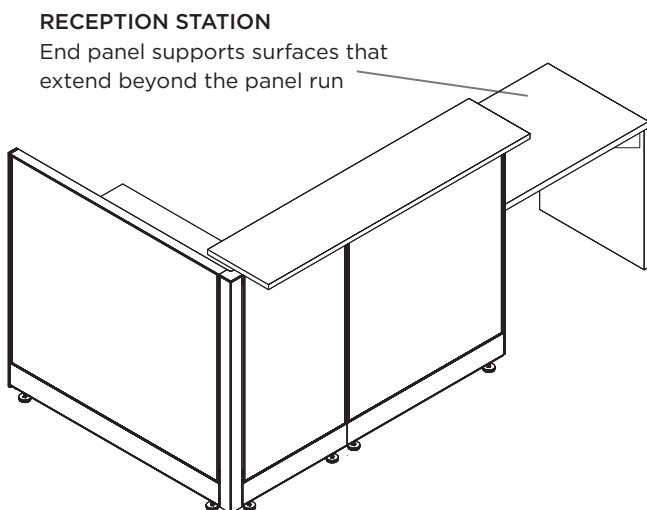


SHARED PENINSULA TOP
Attaches to panel-mounted surfaces with 18" flat bracket

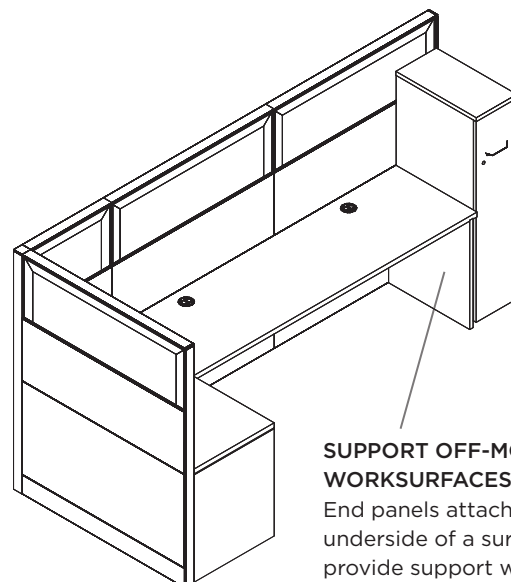
FULL END PANEL
provides freestanding support



UP AGAINST A WALL
End panel provides freestanding support without wall strips or panels. Allows for wall access.



RECEPTION STATION
End panel supports surfaces that extend beyond the panel run



SUPPORT OFF-MODULAR WORKSURFACES
End panels attach to the underside of a surface to provide support when off-modular with panels

TABLETOPS

Resting Tabletops



Concave / Inset

DESCRIPTION

Resting tabletop has legs on one side, while the other side rests on a supporting credenza or pedestal. Includes support structure.

SPECIFICATION OPTIONS

product #: See charts below
top: See page 9
support bar: Concave/Straight
leg style: Taper, Inset or Post
support finish: CW, BU, SV
grommet location: See page 13
grommet color: CW, BU, SV

ORDER EXAMPLE

product #: FD-DA26-3054-L
top : Harbor
support bar: Concave
leg style: Taper
support finish: CW Cloud White
grommet location: GDR
grommet color: Cloud White

Options/Notes

Standard Includes

- Specify part # ending in -L or -R for the side with legs.
- For full description of support leg options, see page

24" DEEP

PART #	HEIGHT	WIDTH	DEPTH	POST LEG	BASE PRICE FOOT STYLE/SUPPORT BAR SELECTION			
					INSET/ CONCAVE	INSET/ STRAIGHT	TAPER/ CONCAVE	TAPER/ STRAIGHT
FD-DA26-2454-L	29"	54"	24"	\$1,754	+\$57	+\$42	+\$191	+\$177
FD-DA26-2454-R	29"	54"	24"	\$1,754	+\$57	+\$42	+\$191	+\$177
FD-DA26-2460-L	29"	60"	24"	\$1,820	+\$57	+\$50	+\$193	+\$185
FD-DA26-2460-R	29"	60"	24"	\$1,820	+\$57	+\$50	+\$193	+\$185
FD-DA26-2466-L	29"	66"	24"	\$1,894	+\$64	+\$48	+\$201	+\$184
FD-DA26-2466-R	29"	66"	24"	\$1,894	+\$64	+\$48	+\$201	+\$184
FD-DA26-2472-L	29"	72"	24"	\$1,960	+\$70	+\$55	+\$208	+\$189
FD-DA26-2472-R	29"	72"	24"	\$1,960	+\$70	+\$55	+\$208	+\$189

30" DEEP

PART #	HEIGHT	WIDTH	DEPTH	POST LEG	BASE PRICE FOOT STYLE/SUPPORT BAR SELECTION			
					INSET/ CONCAVE	INSET/ STRAIGHT	TAPER/ CON- CAVE	TAPER/ STRAIGHT
FD-DA26-3054-L	29"	54"	30"	\$1,945	+\$38	+\$24	+\$182	+\$165
FD-DA26-3054-R	29"	54"	30"	\$1,945	+\$38	+\$24	+\$182	+\$165
FD-DA26-3060-L	29"	60"	30"	\$2,019	+\$32	+\$38	+\$175	+\$183
FD-DA26-3060-R	29"	60"	30"	\$2,019	+\$32	+\$38	+\$175	+\$183
FD-DA26-3066-L	29"	66"	30"	\$2,101	+\$46	+\$28	+\$189	+\$172
FD-DA26-3066-R	29"	66"	30"	\$2,101	+\$46	+\$28	+\$189	+\$172
FD-DA26-3072-L	29"	72"	30"	\$2,172	+\$38	+\$28	+\$183	+\$172
FD-DA26-3072-R	29"	72"	30"	\$2,172	+\$38	+\$28	+\$183	+\$172
FD-DA26-3078-L	29"	78"	30"	\$2,390	+\$33	+\$11	+\$159	+\$138
FD-DA26-3078-R	29"	78"	30"	\$2,390	+\$33	+\$11	+\$159	+\$138

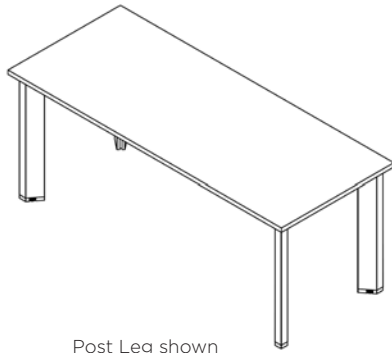
36" DEEP

PART #	HEIGHT	WIDTH	DEPTH	POST LEG	BASE PRICE FOOT STYLE/SUPPORT BAR SELECTION			
					INSET/ CONCAVE	INSET/ STRAIGHT	TAPER/ CONCAVE	TAPER/ STRAIGHT
FD-DA26-3672-L	29"	72"	36"	\$2,301	+\$343	+\$316	+\$486	+\$460
FD-DA26-3672-R	29"	72"	36"	\$2,301	+\$343	+\$316	+\$486	+\$460
FD-DA26-3678-L	29"	78"	36"	\$2,418	+\$311	+\$285	+\$454	+\$428
FD-DA26-3678-R	29"	78"	36"	\$2,418	+\$311	+\$285	+\$454	+\$428

42" DEEP

PART #	HEIGHT	WIDTH	DEPTH	POST LEG	BASE PRICE FOOT STYLE/SUPPORT BAR SELECTION			
					INSET/ CONCAVE	INSET/ STRAIGHT	TAPER/ CONCAVE	TAPER/ STRAIGHT
FD-DA26-4272-L	29"	72"	42"	\$2,272	+\$364	+\$337	+\$506	+\$480
FD-DA26-4272-R	29"	72"	42"	\$2,272	+\$364	+\$337	+\$506	+\$480
FD-DA26-4278-L	29"	78"	42"	\$2,383	+\$331	+\$304	+\$473	+\$447
FD-DA26-4278-R	29"	78"	42"	\$2,383	+\$331	+\$304	+\$473	+\$447

Freestanding Tabletops



Post Leg shown

DESCRIPTION

Freestanding tabletop. Includes support structure.

SPECIFICATION OPTIONS

product #: See charts below
top: See page 9
support bar: Concave/Straight
leg style: Taper, Inset or Post
support finish: CW, BU, SV
grommet location: See page13
grommet color: CW, BU, SV

ORDER EXAMPLE

product #: FD-DA26-3054-B
top: Harbor
support bar: Concave
leg style: Taper
support finish: CW Cloud White
grommet location: GDR
grommet: Cloud White

Options/Notes

Standard Includes

- For full description of support leg options, see page 40

24" DEEP

PART #	HEIGHT	WIDTH	DEPTH	POST LEG	BASE PRICE FOOT STYLE/SUPPORT BAR SELECTION			
					INSET/ CONCAVE	INSET/ STRAIGHT	TAPER/ CONCAVE	TAPER/ STRAIGHT
FD-DA-2448-B	29"	48"	24"	\$2,088	+\$611	+\$567	+\$885	+\$839
FD-DA-2454-B	29"	54"	24"	\$2,166	+\$580	+\$593	+\$853	+\$866
FD-DA-2460-B	29"	60"	24"	\$2,330	+\$469	+\$480	+\$741	+\$753
FD-DA-2466-B	29"	66"	24"	\$2,330	+\$469	+\$480	+\$741	+\$753
FD-DA-2472-B	29"	72"	24"	\$2,337	+\$565	+\$809	+\$837	+\$1082
FD-DA-2478-B	29"	78"	24"	\$2,459	+\$541	+\$784	+\$812	+\$1057

30" DEEP

PART #	HEIGHT	WIDTH	DEPTH	POST LEG	BASE PRICE FOOT STYLE/SUPPORT BAR SELECTION			
					INSET/ CONCAVE	INSET/ STRAIGHT	TAPER/ CONCAVE	TAPER/ STRAIGHT
FD-DA-3054-B	29"	54"	30"	\$2,197	+\$643	+\$597	+\$929	+\$881
FD-DA-3060-B	29"	60"	30"	\$2,281	+\$611	+\$624	+\$898	+\$911
FD-DA-3066-B	29"	66"	30"	\$2,455	+\$494	+\$505	+\$781	+\$791
FD-DA-3072-B	29"	72"	30"	\$2,459	+\$596	+\$852	+\$880	+\$1138
FD-DA-3078-B	29"	78"	30"	\$2,635	+\$530	+\$488	+\$769	+\$741

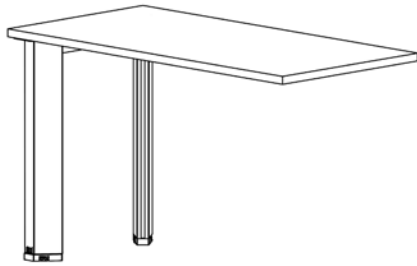
36" DEEP

PART #	HEIGHT	WIDTH	DEPTH	POST LEG	FOOT STYLE/SUPPORT BAR SELECTION			
					INSET/ CONCAVE	INSET/ STRAIGHT	TAPER/ CONCAVE	TAPER/ STRAIGHT
FD-DA-3672-B	29"	72"	36"	\$2,602	+\$904	+\$852	+\$1190	+\$1138
FD-DA-3678-B	29"	78"	36"	\$2,731	+\$858	+\$807	+\$1143	+\$1092

42" DEEP

PART #	HEIGHT	WIDTH	DEPTH	POST LEG	FOOT STYLE/SUPPORT BAR SELECTION			
					INSET/ CONCAVE	INSET/ STRAIGHT	TAPER/ CONCAVE	TAPER/ STRAIGHT
FD-DA-4272-B	29"	72"	42"	\$2,567	+\$927	+\$875	+\$1214	+\$1162
FD-DA-4278-B	29"	78"	42"	\$2,692	+\$880	+\$828	+\$1167	+\$1115

Return Tabletops



Post Leg shown

DESCRIPTION

Return tabletops attach to freestanding tabletops. Includes support structure.

SPECIFICATION OPTIONS

product #: See charts below
top: See page 9
support bar: Concave/Straight
leg style: Taper, Inset or Post
support finish: CW, BU, SV

ORDER EXAMPLE

product #: FD-DA-3054-L
top: Harbor
support bar: Concave
leg style: Taper
support finish: CW Cloud White

Options/Notes

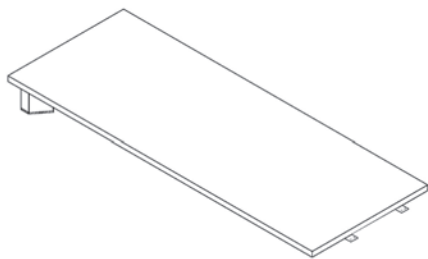
Standard Includes

- Specify part # ending in -L or -R for the side of the return.
- For full description of support leg options, see page 40
- Can connect to a freestanding table and /or 29" high credenza

24" DEEP

PART #	HEIGHT	WIDTH	DEPTH	POST LEG	BASE PRICE FOOT STYLE/SUPPORT BAR SELECTION			
					INSET/ CONCAVE	INSET/ STRAIGHT	TAPER/ CONCAVE	TAPER/ STRAIGHT
FD-DA-BT-2430-L	29"	30"	24"	\$1,059	+\$392	+\$367	+\$533	+\$510
FD-DA-BT-2430-R	29"	30"	24"	\$1,059	+\$392	+\$367	+\$533	+\$510
FD-DA-BT-2436-L	29"	36"	24"	\$1,084	+\$406	+\$383	+\$551	+\$526
FD-DA-BT-2436-R	29"	36"	24"	\$1,084	+\$406	+\$383	+\$551	+\$526
FD-DA-BT-2442-L	29"	42"	24"	\$1,110	+\$425	+\$460	+\$567	+\$603
FD-DA-BT-2442-R	29"	42"	24"	\$1,110	+\$425	+\$460	+\$567	+\$603
FD-DA-BT-2448-L	29"	48"	24"	\$1,141	+\$492	+\$468	+\$633	+\$610
FD-DA-BT-2448-R	29"	48"	24"	\$1,141	+\$492	+\$468	+\$633	+\$610
FD-DA-BT-2454-L	29"	54"	24"	\$1,430	+\$255	+\$230	+\$396	+\$373
FD-DA-BT-2454-R	29"	54"	24"	\$1,430	+\$255	+\$230	+\$396	+\$373
FD-DA-BT-2460-L	29"	60"	24"	\$1,479	+\$247	+\$222	+\$390	+\$367
FD-DA-BT-2460-R	29"	60"	24"	\$1,479	+\$247	+\$222	+\$390	+\$367

Resting Bridge



Post Leg shown
type A

DESCRIPTION

Bridge rests on a supporting credenza on one side and connects to a tabletop on the other . Includes support structure.

SPECIFICATION OPTIONS

product #: See charts below
top: See page 9
finish: CW, BU, SV
leg style: Taper, Inset or Post

ORDER EXAMPLE

product #: FD-BR26-2448-A
top: Harbor
finish: SV Silver
leg style: Taper

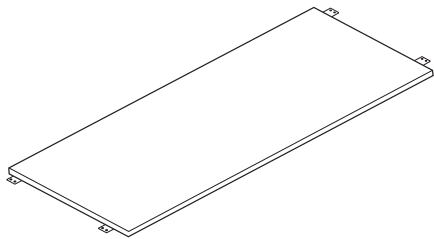
Options/Notes

- Rests on a supporting credenza or pedestal on one side and attaches to a tabletop on the other

24" DEEP

PART #	HEIGHT	WIDTH	DEPTH	PRICE
FD-BR26-2430-A	29"	30"	24"	\$763
FD-BR26-2436-A	29"	36"	24"	\$797
FD-BR26-2442-A	29"	42"	24"	\$833
FD-BR26-2448-A	29"	48"	24"	\$867
FD-BR26-2454-A	29"	54"	24"	\$911
FD-BR26-2460-A	29"	60"	24"	\$953
FD-BR26-2466-A	29"	66"	24"	\$994

Freestanding Bridge



DESCRIPTION

Bridge connects two freestanding Dash tabletops. Includes support structure.

SPECIFICATION OPTIONS

product #: See charts below
top: See page 9

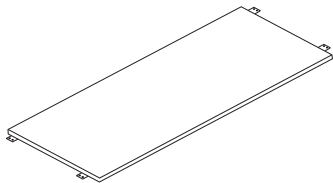
ORDER EXAMPLE

product #: FD-BR-2436-C
top: Harbor

Options/Notes

- Standard Includes
- Can connect to a freestanding table and /or 29" high credenza

FREESTANDING BRIDGE



PART #	HEIGHT	WIDTH	DEPTH	PRICE
FD-BR-2436-C	29"	36"	24"	\$828
FD-BR-2442-C	29"	42"	24"	\$842
FD-BR-2448-C	29"	48"	24"	\$867

TABLES

Conference Tables

Tabletops

DESCRIPTION

Tabletop only, order base separately.

SPECIFICATION OPTIONS

product #: See charts below
top: See page 9

ORDER EXAMPLE

product #: FCSQ.30
top: M1 Light Maple

Options/Notes

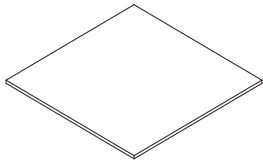
Standard Includes

- Laminate top
- PVC edge

Order Separately

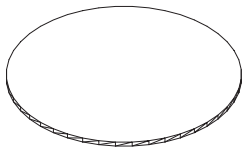
- Order base separately

SQUARE TOP



PART #	WIDTH	DEPTH	PRICE	NOTES
FCSQ.30	30"	30"	\$255	• Tabletop only
FCSQ.36	36"	36"	\$339	
FCSQ.42	42"	42"	\$444	
FCSQ.48	48"	48"	\$562	
FCSQ.54	54"	54"	\$851	

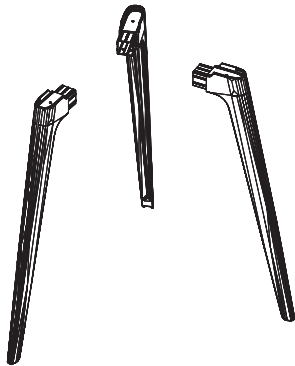
ROUND TOP



PART #	DIAMETER	PRICE	NOTES
FCRD.30	30"	\$357	• Tabletop only
FCRD.36	36"	\$476	
FCRD.42	42"	\$562	
FCRD.48	48"	\$699	
FCRD.54	54"	\$1,020	

Conference Tables

Leg base



DESCRIPTION

Leg bases for conference tables

SPECIFICATION OPTIONS

product #: See charts below
support finish: CW, BU, SV

ORDER EXAMPLE

product #: FCITBD.3
support finish: SV Silver

Options/Notes

Standard Includes

- (3) leg base for round tabletops sized 30"-42"
- (4) leg base for all other size tabletops

Order Separately

- Order tops separately.

INSET



PART #

FCITBD.3

FCITBD.4

PRICE

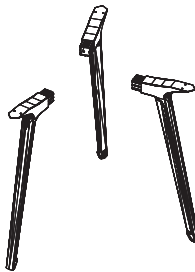
\$1,169

\$1,559

NOTES

- **FCITBD.3**
 - * Table base with (3) Inset legs
 - * For use with Round tabletop 30"- 42" only
- **FCITBD.4**
 - * Table base with (4) Inset legs
 - * For use with all other size tabletops

TAPER



PART #

FCTTBD.3

FCTTBD.4

PRICE

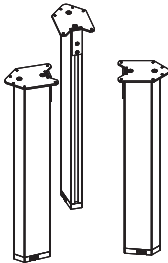
\$2,129

\$2,838

NOTES

- **FCTTBD.3**
 - * Table base with (3) Taper legs
 - * For use with Round tabletops 30"-42" only
- **FCTTBD.4**
 - * Table base with (4) Taper legs
 - * For use with all other size tabletops

POST



PART #

FCPTBD.3

FCPTBD.4

PRICE

\$691

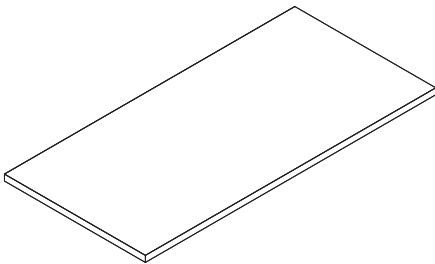
\$926

NOTES

- **FCPTBD.3**
 - * Table base with (3) Post legs
 - * For use with Round tabletops 30"-42" only
- **FCPTBD.4**
 - * Table base with (4) Post legs
 - * For use with all other size tabletops

MY-HITE WORKSURFACES

Rectangular Worksurfaces for use with My-Hite bases



DESCRIPTION	
Worksurface top only, for use with height adjustable base.	
SPECIFICATION OPTIONS	ORDER EXAMPLE
product #: See charts below	product #: FDRWS.2460
worksurface: See page 10	worksurface: M22 Harbor
grommet location: See page 13	grommet location:: GC Rear Center
grommet color: CW, BU, SV	grommet color: Cloud White

Options/Notes
Standard Includes
• Add circular grommet (add \$75 list) Specify GL, GC, GR
Order Separately
• Order base separately from MY-HITE pricebook

RECTANGULAR, 24" DEEP

PART #	WIDTH	DEPTH	PRICE	NOTES
FDRWS.2442	42"	24"	\$380	• Sizes are actual for example FDRWS.2448 is 23 ⁷ / ₈ " x 47 ⁷ / ₈ "
FDRWS.2448	48"	24"	\$392	
FDRWS.2454	54"	24"	\$463	
FDRWS.2460	60"	24"	\$474	
FDRWS.2466	66"	24"	\$545	
FDRWS.2472	72"	24"	\$561	
FDRWS.2478	78"	24"	\$684	
FDRWS.2484	84"	24"	\$691	

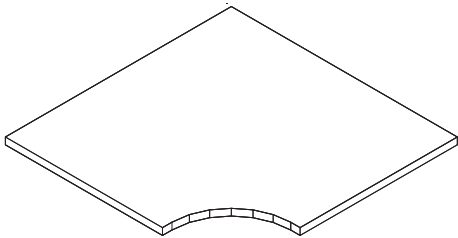
RECTANGULAR, 30" DEEP

PART #	WIDTH	DEPTH	PRICE	NOTES
FDRWS.3042	42"	30"	\$449	• Sizes are actual for example FDRWS.2448 is 23 ⁷ / ₈ " x 47 ⁷ / ₈ "
FDRWS.3048	48"	30"	\$463	
FDRWS.3054	54"	30"	\$547	
FDRWS.3060	60"	30"	\$561	
FDRWS.3066	66"	30"	\$650	
FDRWS.3072	72"	30"	\$664	
FDRWS.3078	78"	30"	\$818	
FDRWS.3084	84"	30"	\$824	

RECTANGULAR, 36" DEEP

PART #	WIDTH	DEPTH	PRICE	NOTES
FDRWS.3642	42"	36"	\$473	<ul style="list-style-type: none"> Sizes are actual for example FDRWS.2448 is 23^{7/8"} x 47^{7/8"}
FDRWS.3648	48"	36"	\$480	
FDRWS.3654	54"	36"	\$843	
FDRWS.3660	60"	36"	\$852	
FDRWS.3666	66"	36"	\$862	
FDRWS.3672	72"	36"	\$871	
FDRWS.3678	78"	36"	\$879	

Corner Worksurfaces for use with My-Hite bases



DESCRIPTION

Corner worksurface top only, for use with height adjustable base.

SPECIFICATION OPTIONS

product #: See charts below
worksurface: See page 9
grommet location: See page 13
grommet color: CW, BU, SV

ORDER EXAMPLE

product #: FDCWT.3048
worksurface: M1 Light Maple
grommet location: PG5L-C

Options/Notes

Standard Includes

- Worksurface top only, for use with height adjustable base
- Add circular grommet (add \$75 list) Specify GL or GR

Order Separately

- Order base separately from MY-HITE pricebook

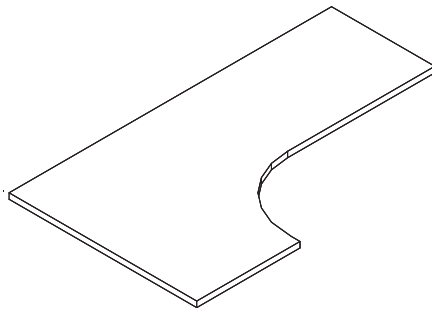
CORNER WORKSURFACE, 24" DEEP

PART #	WIDTH	DEPTH	PRICE	NOTES
FDCWT.2442	42"	24"	\$626	• Sizes are actual for example FDCWT.3042 is 29 ⁷ / ₈ " x 41 ⁷ / ₈ "
FDCWT.2448	48"	24"	\$662	

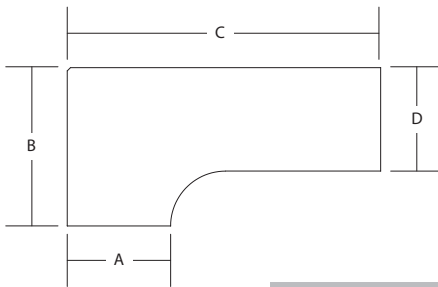
CORNER WORKSURFACE, 30" DEEP

PART #	WIDTH	DEPTH	PRICE	NOTES
FDCWT.3042	42"	30"	\$681	• Sizes are actual for example FDCWT.3042 is 29 ⁷ / ₈ " x 41 ⁷ / ₈ "
FDCWT.3048	48"	30"	\$715	

90° Extended Curved Corner Worksurfaces for use with My-Hite bases



Right Extended shown



DESCRIPTION

Laminate worksurface with 3mm PVC edge

SPECIFICATION OPTIONS

product #: See charts below
 worksurface: See page 9
 grommet location: See page 13
 grommet color: CW, BU, SV

ORDER EXAMPLE

product #: FDECCWS.23345823L
 worksurface: M11 Light Walnut
 grommet location: GC Rear Center
 grommet color: Cloud White

Options/Notes

Standard Includes

- Worksurface top only, for use with height adjustable base within workstation application
- See My-Hite pricebook for use inside a freestanding application
- Add circular grommet (add \$75 list)
Specify grommet placement GL, GC, GR
- Top size reduced 1" in depth and 2" in width to fit within system workstation and prevent pinch points.
- We do not recommend using full size worktop in paneled workstation applications
- L for Left, R for Right

Order Separately

- Order base separately from MY-HITE pricebook

23" D CONNECTING SIDE, 23" D EXTENSION, 34" D

PART #	A	B	C	D	PRICE
FDECCWS.23345823L	23"	34"	58"	23"	\$718
FDECCWS.23345823R	23"	34"	58"	23"	\$718
FDECCWS.23346423L	23"	34"	64"	23"	\$800
FDECCWS.23346423R	23"	34"	64"	23"	\$800
FDECCWS.23347023L	23"	34"	70"	23"	\$813
FDECCWS.23347023R	23"	34"	70"	23"	\$813
FDECCWS.23347623L	23"	34"	76"	23"	\$974
FDECCWS.23347623R	23"	34"	76"	23"	\$974
FDECCWS.23348223L	23"	34"	82"	23"	\$1,081
FDECCWS.23348223R	23"	34"	82"	23"	\$1,081

29" D CONNECTING SIDE, 29" D EXTENSION, 34" D

PART #	A	B	C	D	PRICE
FDECCWS.29345829L	29"	34"	58"	29"	\$786
FDECCWS.29345829R	29"	34"	58"	29"	\$786
FDECCWS.29346429L	29"	34"	64"	29"	\$868
FDECCWS.29346429R	29"	34"	64"	29"	\$868
FDECCWS.29347029L	29"	34"	70"	29"	\$879
FDECCWS.29347029R	29"	34"	70"	29"	\$879
FDECCWS.29347629L	29"	34"	76"	29"	\$1,042
FDECCWS.29347629R	29"	34"	76"	29"	\$1,042
FDECCWS.29348229L	29"	34"	82"	29"	\$1,145
FDECCWS.29348229R	29"	34"	82"	29"	\$1,145

23" D CONNECTING SIDE, 23" D EXTENSION, 40" D

PART #	A	B	C	D	PRICE
FDECCWS.23405823L	23"	40"	58"	23"	\$865
FDECCWS.23405823R	23"	40"	58"	23"	\$865
FDECCWS.23406423L	23"	40"	64"	23"	\$972
FDECCWS.23406423R	23"	40"	64"	23"	\$972
FDECCWS.23407023L	23"	40"	70"	23"	\$987
FDECCWS.23407023R	23"	40"	70"	23"	\$987
FDECCWS.23407623L	23"	40"	76"	23"	\$1,196
FDECCWS.23407623R	23"	40"	76"	23"	\$1,196
FDECCWS.23408223L	23"	40"	82"	23"	\$1,335
FDECCWS.23408223R	23"	40"	82"	23"	\$1,335

29" D CONNECTING SIDE, 29" D EXTENSION, 40" D

PART #	A	B	C	D	PRICE
FDECCWS.29405829L	29"	40"	58"	29"	\$931
FDECCWS.29405829R	29"	40"	58"	29"	\$931
FDECCWS.29406429L	29"	40"	64"	29"	\$1,038
FDECCWS.29406429R	29"	40"	64"	29"	\$1,038
FDECCWS.29407029L	29"	40"	70"	29"	\$1,054
FDECCWS.29407029R	29"	40"	70"	29"	\$1,054
FDECCWS.29407629L	29"	40"	76"	29"	\$1,264
FDECCWS.29407629R	29"	40"	76"	29"	\$1,264
FDECCWS.29408229L	29"	40"	82"	29"	\$1,401
FDECCWS.29408229R	29"	40"	82"	29"	\$1,401

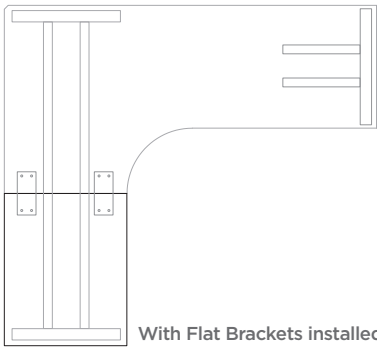
23" D CONNECTING SIDE, 23" D EXTENSION, 46" D

PART #	A	B	C	D	PRICE
FDECCWS.23465823L	23"	46"	58"	23"	\$877
FDECCWS.23465823R	23"	46"	58"	23"	\$877
FDECCWS.23466423L	23"	46"	64"	23"	\$987
FDECCWS.23466423R	23"	46"	64"	23"	\$987
FDECCWS.23467023L	23"	46"	70"	23"	\$1,009
FDECCWS.23467023R	23"	46"	70"	23"	\$1,009
FDECCWS.23467623L	23"	46"	76"	23"	\$1,229
FDECCWS.23467623R	23"	46"	76"	23"	\$1,229
FDECCWS.23468223L	23"	46"	82"	23"	\$1,378
FDECCWS.23468223R	23"	46"	82"	23"	\$1,378

29" D CONNECTING SIDE, 29" D EXTENSION, 46" D

PART #	A	B	C	D	PRICE
FDECCWS.29465829L	29"	46"	58"	29"	\$945
FDECCWS.29465829R	29"	46"	58"	29"	\$945
FDECCWS.29466429L	29"	46"	64"	29"	\$1,054
FDECCWS.29466429R	29"	46"	64"	29"	\$1,054
FDECCWS.29467029L	29"	46"	70"	29"	\$1,077
FDECCWS.29467029R	29"	46"	70"	29"	\$1,077
FDECCWS.29467629L	29"	46"	76"	29"	\$1,296
FDECCWS.29467629R	29"	46"	76"	29"	\$1,296
FDECCWS.29468229L	29"	46"	82"	29"	\$1,439
FDECCWS.29468229R	29"	46"	82"	29"	\$1,439

Rectangular Extension



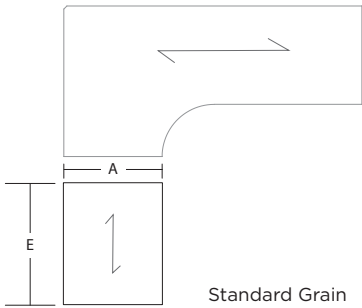
DESCRIPTION
Laminate worksurface, for use with extended curved corner worksurfaces, not for use alone.

SPECIFICATION OPTIONS	ORDER EXAMPLE
product #: See charts below worksurface finish: See page 9	product #: FDRWS.2324 worksurface: Light Maple, M1

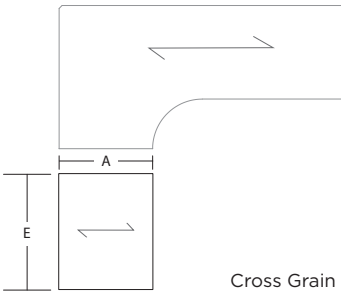
Options/Notes

- For use in combination with Extended Corner Worksurfaces and Corner My-Hite Bases only
- Not for use alone, nor with straight bases
- Maximum width combined: 72x96" or 84x84"

RECTANGULAR WORKSURFACE

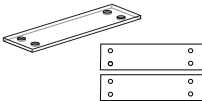


PART #	DEPTH "A"	WIDTH "E"	LIST	NOTES
FDRWS.2324	23"	24"	\$299	• Standard default grain direction is left to right (See left)
FDRWS.2330	23"	30"	\$342	
FDRWS.2336	23"	36"	\$353	
FDRWS.2924	29"	24"	\$396	
FDRWS.2930	29"	30"	\$451	
FDRWS.2936	29"	36"	\$464	



PART #	DEPTH "A"	WIDTH "E"	LIST	NOTES
FDRWS.2324-CG	23"	24"	\$357	• Cross grain direction is front to back (See left)
FDRWS.2330-CG	23"	30"	\$409	
FDRWS.2336-CG	23"	36"	\$423	
FDRWS.2924-CG	29"	24"	\$475	
FDRWS.2930-CG	29"	30"	\$542	
FDRWS.2936-CG	29"	36"	\$557	

FLAT BRACKET



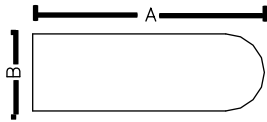
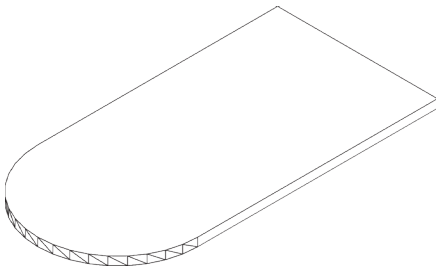
PART #	WIDTH	DEPTH	PRICE	NOTES
FVFB.08	8"	2"	\$38	<ul style="list-style-type: none">Used to unite two worksurfaces supported by one baseBlack finishSold in pairs

ANTI-SAG BARS



PART #	WIDTH	LIST	NOTES
FWASB.42	42"	\$120	• Anti-Sag bar, 42" wide with (8) screws. For use with 48 & 54" worktops
FWASB.54	54"	\$153	• Anti-Sag bar, 54" wide with (10) screws. For use with 60 & 66" worktops
FWASB.66	66"	\$185	• Anti-Sag bar, 66" wide with (12) screws. For use with 72 & 78" worktops

D-Shaped Worksurfaces for use with My-Hite bases



DESCRIPTION

Worksurface top only, for use with height adjustable base within workstation application

SPECIFICATION OPTIONS

product #: See charts below
worksurface: See page 9
grommet location: See page 13
grommet color: CW, BU, SV

ORDER EXAMPLE

product #: FDEDSP.2346
worksurface: M10 Espresso
grommet location: GC Rear Center
grommet color: Cloud White

Options/Notes

Standard Includes

- Worksurface top only, for use with height adjustable base
- Add circular grommet (add \$75 list) Specify GC only. See page 13
- Size reduced 1" in depth and 2" in width to fit within system workstation and prevent pinch points.
We do not recommend using full size worktop in paneled workstation applications.

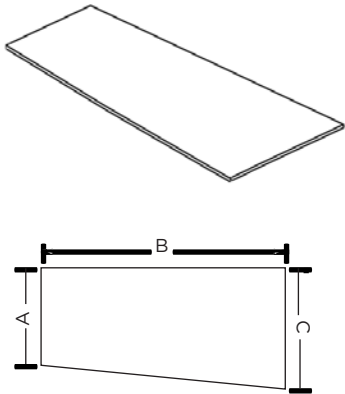
Order Separately

- Order base separately from MY-HITE pricebook.

SQUARE EDGE D-SHAPED

PART #	A	B	PRICE
FDEDSP.2346	46"	23"	\$572
FDEDSP.2358	58"	23"	\$638
FDEDSP.2946	46"	29"	\$628
FDEDSP.2958	58"	29"	\$697
FDEDSP.2970	70"	29"	\$760
FDEDSP.3570	70"	35"	\$839

Wedge Worksurfaces for use with My-Hite bases



DESCRIPTION

Worksurface top only, for use with height adjustable base within workstation application

SPECIFICATION OPTIONS

product #: See charts below
worksurface: See page 9
grommet location: See page 13
grommet color: CW, BU, SV

ORDER EXAMPLE

product #: FDWDWS.234029
worksurface: M10 Espresso
grommet location: PG5L-C

Options/Notes

Standard Includes

- Worksurface top only, for use with height adjustable base
- Add circular grommet (add \$75 list) Specify GL, GC, GR Top
- Size reduced 1" in depth and 2" in width to fit within system workstation and prevent pinch points.
We do not recommend using full size worktop in paneled workstation applications.

Order Separately

- Order base separately from MY-HITE pricebook.

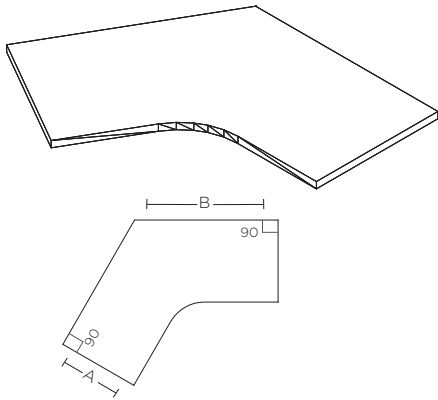
23"D LEFT, 29"D RIGHT

PART #	A	B	C	PRICE
FDWDWS.234029	23"	40"	29"	\$444
FDWDWS.234629	23"	46"	29"	\$452
FDWDWS.235229	23"	52"	29"	\$514
FDWDWS.235829	23"	58"	29"	\$550
FDWDWS.236429	23"	64"	29"	\$614
FDWDWS.237029	23"	70"	29"	\$628
FDWDWS.237629	23"	76"	29"	\$729

29"D LEFT, 23"D RIGHT

PART #	A	B	C	PRICE
FDWDWS.294023	29"	40"	23"	\$444
FDWDWS.294623	29"	46"	23"	\$452
FDWDWS.295223	29"	52"	23"	\$514
FDWDWS.295823	29"	58"	23"	\$550
FDWDWS.296423	29"	64"	23"	\$614
FDWDWS.297023	29"	70"	23"	\$628
FDWDWS.297623	29"	76"	23"	\$729

120° Corner, 90° Ends Worksurfaces for use with My-Hite bases



DESCRIPTION

Worksurface top only, for use with height adjustable base.

SPECIFICATION OPTIONS

product #: See charts below
worksurface: See page 9
grommet location: See page13
grommet color: CW, BU, SV

ORDER EXAMPLE

product #: FD120-90WS.2340
worksurface: M10 Espresso
grommet location: 120GC Rear Center
grommet color: Cloud White

Options/Notes

Standard Includes

- Add grommet (add \$75 list) Specify 120GL, 120GC, 120GR

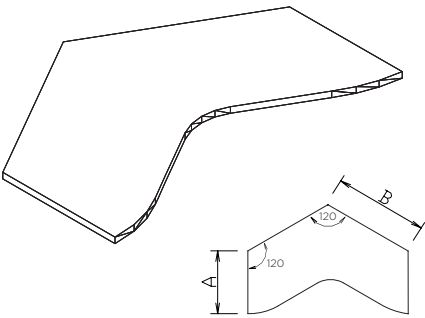
Order Separately

- Order base separately from MY-HITE pricebook.

120° CORNER, 90° ENDS

PART #	A	B	PRICE
FD120-90WS.2334	23"	34"	\$820
FD120-90WS.2340	23"	40"	\$1,010
FD120-90WS.2346	23"	46"	\$1,259

120° Corner, 120° Ends Worksurfaces for use with My-Hite bases



DESCRIPTION

Worksurface top only, for use with height adjustable base

SPECIFICATION OPTIONS

product #: See charts below
worksurface: See page 9
grommet location: See page 13
grommet color: CW, BU, SV

ORDER EXAMPLE

product #: FD120-120WS.2340
worksurface: M10 Espresso
grommet location: 120GC Rear Center
grommet color: Cloud White

Options/Notes

Standard Includes

- Add grommet (add \$75 list) Specify 120GL, 120GC, 120GR

Order Separately

- Order base separately from MY-HITE pricebook.

120° CORNER, 120° ENDS

PART #	A	B	PRICE
FD120-120WS.2334	23"	34"	\$820
FD120-120WS.2340	23	40"	\$1,010
FD120-120WS.2346	23"	46"	\$1,259

Table Power Components

DESCRIPTION

Parts for distributing and managing power for tables

SPECIFICATION OPTIONS

product #: See charts below

ORDER EXAMPLE

product #: FD-SFC-306-4A

Options/Notes

- For use with Dash and My-Hite Worksurfaces
- Single Circuit

TABLE POWER DISTRIBUTION



PART

FD-SFC-306-4A

PRICE

\$99

NOTES

- Use with single circuit infeed (FD-BPI.1CIR)
- Optional power strip to attach to the underside of tabletops.

SINGLE CIRCUIT INFEED



PART

FD-BPI.1CIR

LENGTH

96"

PRICE

\$113

NOTES

- Plug-in power infeed for use with one (1) circuit power distribution.
- First connection must be plugged into the wall. Additional connections can be daisy chained.
- 8' cord

DAISY CHAIN POWER CONNECTOR



PART

FD-DCI.1CIR

LENGTH

96"

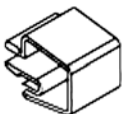
PRICE

\$113

NOTES

- Connects adjacent table power distribution
- 8' cord

WIRE MANAGER SECTIONS



PART

DA-DT-08

PRICE

\$25

NOTES

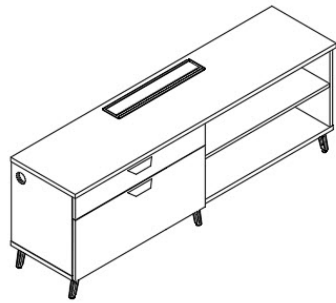
- For managing wires up the table legs.
- For use with Dash post leg only
- Package of 10.

CREDENZAS

26" HIGH

Two Section Credenza, Drawers & Shelves

with Feet



Left drawer shown

DESCRIPTION

Two section supporting credenza, 26" high, drawers & shelves with feet

SPECIFICATION OPTIONS

product #: See charts below
top: See page 26
casing: See page 26
front: See page 26
pull: See page 22
foot style: Taper or Inset
support finish: CW, BU, SV
grommet color: CW, BU, SV

ORDER EXAMPLE

product #: FD-LC26-1836-1L-F-N
top: M13 Licorice
casing: M13 Licorice
front: M13 Licorice
pull: Wedge, brushed aluminum
foot style: Taper
support finish: SV Silver
grommet color: SV Silver

Options/Notes

Standard Includes

- Order L for left drawer, or R for right drawer
- Order power by replacing * with:
 - ND for non-powered with no flip up access door
 - N for non-powered with flip up access door
 - E1 for single circuit power
 - E4 for 4-circuit power
- Shelving matches casing selection
- Top & side grommets are included with -N, -E1 and -E4 credenzas.
- Grommet color selection applies to both top and side grommets.
- No top or side grommets included with ND credenzas.
- Includes lock

Order Separately

- Order additional electrical parts for powered credenza separately, see page 158

DRAWERS & SHELVES, with Feet, 18"D



Left drawer shown

PART #	HEIGHT	WIDTH	DEPTH	PRICE			
				ND	N	E1	E4
FD-LC26-1836-1L-F-*	26"	36"	18"	\$2,050	\$2,391	\$2,780	\$2,640
FD-LC26-1836-1R-F-*	26"	36"	18"	\$2,050	\$2,391	\$2,780	\$2,640
FD-LC26-1842-1L-F-*	26"	42"	18"	\$2,166	\$2,508	\$2,896	\$2,757
FD-LC26-1842-1R-F-*	26"	42"	18"	\$2,166	\$2,508	\$2,896	\$2,757
FD-LC26-1848-1L-F-*	26"	48"	18"	\$2,317	\$2,659	\$3,046	\$2,906
FD-LC26-1848-1R-F-*	26"	48"	18"	\$2,317	\$2,659	\$3,046	\$2,906
FD-LC26-1854-1L-F-*	26"	54"	18"	\$2,400	\$2,742	\$3,132	\$2,992
FD-LC26-1854-1R-F-*	26"	54"	18"	\$2,400	\$2,742	\$3,132	\$2,992
FD-LC26-1860-1L-F-*	26"	60"	18"	\$2,540	\$2,882	\$3,271	\$3,132
FD-LC26-1860-1R-F-*	26"	60"	18"	\$2,540	\$2,882	\$3,271	\$3,132
FD-LC26-1866-1L-F-*	26"	66"	18"	\$2,681	\$3,022	\$3,409	\$3,271
FD-LC26-1866-1R-F-*	26"	66"	18"	\$2,681	\$3,022	\$3,409	\$3,271
FD-LC26-1872-1L-F-*	26"	72"	18"	\$2,820	\$3,161	\$3,549	\$3,410
FD-LC26-1872-1R-F-*	26"	72"	18"	\$2,820	\$3,161	\$3,549	\$3,410

DRAWERS & SHELVES, with Feet, 24"D



Left drawer shown

PART #	HEIGHT	WIDTH	DEPTH	PRICE			
				ND	N	E1	E4
FD-LC26-2436-1L-F-*	26"	36"	24"	\$2,032	\$2,373	\$2,762	\$2,623
FD-LC26-2436-1R-F-*	26"	36"	24"	\$2,032	\$2,373	\$2,762	\$2,623
FD-LC26-2442-1L-F-*	26"	42"	24"	\$2,167	\$2,509	\$2,896	\$2,758
FD-LC26-2442-1R-F-*	26"	42"	24"	\$2,167	\$2,509	\$2,896	\$2,758
FD-LC26-2448-1L-F-*	26"	48"	24"	\$2,301	\$2,642	\$3,031	\$2,892
FD-LC26-2448-1R-F-*	26"	48"	24"	\$2,301	\$2,642	\$3,031	\$2,892
FD-LC26-2454-1L-F-*	26"	54"	24"	\$2,435	\$2,777	\$3,166	\$3,027
FD-LC26-2454-1R-F-*	26"	54"	24"	\$2,435	\$2,777	\$3,166	\$3,027
FD-LC26-2460-1L-F-*	26"	60"	24"	\$2,571	\$2,913	\$3,299	\$3,160
FD-LC26-2460-1R-F-*	26"	60"	24"	\$2,571	\$2,913	\$3,299	\$3,160
FD-LC26-2466-1L-F-*	26"	66"	24"	\$3,047	\$3,389	\$3,777	\$3,638
FD-LC26-2466-1R-F-*	26"	66"	24"	\$3,047	\$3,389	\$3,777	\$3,638
FD-LC26-2472-1L-F-*	26"	72"	24"	\$3,213	\$3,554	\$3,942	\$3,803
FD-LC26-2472-1R-F-*	26"	72"	24"	\$3,213	\$3,554	\$3,942	\$3,803

Two Section Credenza, Drawers & Shelves

with Base



Left drawers shown

DESCRIPTION

Two section supporting credenza, 26" drawers & shelves with base.

SPECIFICATION OPTIONS

product #: See charts below
top: See page 26
casing: See page 26
front: See page 26
pull: See page 22
grommet color: CW, BU, SV

ORDER EXAMPLE

product #: FD-LC26-1836-1L-B-N
top: M13 Licorice
casing: M13 Licorice
front: M13 Licorice
pull: Wedge, brushed aluminum
grommet color: SV Silver

Options/Notes

- Standard Includes**
- Order L for left drawer, or R for right drawer
 - Order power by replacing * with:
 - ND for non-powered with no flip up access door
 - N for non-powered with flip up access door
 - E1 for single circuit power
 - E4 for 4-circuit power
 - Shelving matches casing selection
 - Top & side grommets are included with -N, -E1 and -E4 credenzas.
 - Grommet color selection applies to both top and side grommets.
 - No top or side grommets included with ND credenzas.
 - Includes lock
- Order Separately**
- Order additional electrical parts for powered credenza separately, see page 158

DASH / CREDENZA 26" H

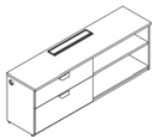
DRAWERS & SHELVES, with Base, 18"D



L drawers shown

PART #	HEIGHT	WIDTH	DEPTH	PRICE			
				ND	N	E1	E4
FD-LC26-1836-1L-B-*	26"	36"	18"	\$2,064	\$2,372	\$2,696	\$2,554
FD-LC26-1836-1R-B-*	26"	36"	18"	\$2,064	\$2,372	\$2,696	\$2,554
FD-LC26-1842-1L-B-*	26"	42"	18"	\$2,210	\$2,515	\$2,840	\$2,696
FD-LC26-1842-1R-B-*	26"	42"	18"	\$2,210	\$2,515	\$2,840	\$2,696
FD-LC26-1848-1L-B-*	26"	48"	18"	\$2,371	\$2,678	\$3,002	\$2,859
FD-LC26-1848-1R-B-*	26"	48"	18"	\$2,371	\$2,678	\$3,002	\$2,859
FD-LC26-1854-1L-B-*	26"	54"	18"	\$2,430	\$2,738	\$3,061	\$2,918
FD-LC26-1854-1R-B-*	26"	54"	18"	\$2,430	\$2,738	\$3,061	\$2,918
FD-LC26-1860-1L-B-*	26"	60"	18"	\$2,616	\$2,923	\$3,247	\$3,103
FD-LC26-1860-1R-B-*	26"	60"	18"	\$2,616	\$2,923	\$3,247	\$3,103
FD-LC26-1866-1L-B-*	26"	66"	18"	\$2,767	\$3,074	\$3,398	\$3,254
FD-LC26-1866-1R-B-*	26"	66"	18"	\$2,767	\$3,074	\$3,398	\$3,254
FD-LC26-1872-1L-B-*	26"	72"	18"	\$2,880	\$3,186	\$3,511	\$3,368
FD-LC26-1872-1R-B-*	26"	72"	18"	\$2,880	\$3,186	\$3,511	\$3,368

DRAWERS & SHELVES, with Base, 24"D

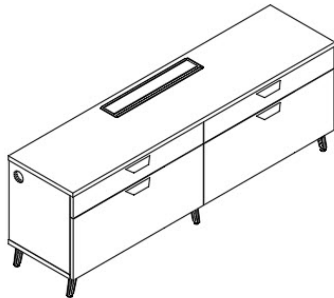


L drawers shown

PART #	HEIGHT	WIDTH	DEPTH	PRICE			
				ND	N	E1	E4
FD-LC26-2436-1L-B-*	26"	36"	24"	\$2,082	\$2,387	\$2,712	\$2,568
FD-LC26-2436-1R-B-*	26"	36"	24"	\$2,082	\$2,387	\$2,712	\$2,568
FD-LC26-2442-1L-B-*	26"	42"	24"	\$2,227	\$2,532	\$2,857	\$2,713
FD-LC26-2442-1R-B-*	26"	42"	24"	\$2,227	\$2,532	\$2,857	\$2,713
FD-LC26-2448-1L-B-*	26"	48"	24"	\$2,372	\$2,679	\$3,002	\$2,860
FD-LC26-2448-1R-B-*	26"	48"	24"	\$2,372	\$2,679	\$3,002	\$2,860
FD-LC26-2454-1L-B-*	26"	54"	24"	\$2,517	\$2,824	\$3,149	\$3,005
FD-LC26-2454-1R-B-*	26"	54"	24"	\$2,517	\$2,824	\$3,149	\$3,005
FD-LC26-2460-1L-B-*	26"	60"	24"	\$2,663	\$2,970	\$3,294	\$3,151
FD-LC26-2460-1R-B-*	26"	60"	24"	\$2,663	\$2,970	\$3,294	\$3,151
FD-LC26-2466-1L-B-*	26"	66"	24"	\$3,010	\$3,317	\$3,641	\$3,497
FD-LC26-2466-1R-B-*	26"	66"	24"	\$3,010	\$3,317	\$3,641	\$3,497
FD-LC26-2472-1L-B-*	26"	72"	24"	\$3,290	\$3,596	\$3,921	\$3,777
FD-LC26-2472-1R-B-*	26"	72"	24"	\$3,290	\$3,596	\$3,921	\$3,777

Two Section Credenza, Drawers & Drawers

with Feet



DESCRIPTION

Two section supporting credenza, 26" high, drawers & drawers with feet.

SPECIFICATION OPTIONS

product #: See charts below
top: See page 26
casing: See page 26
front: See page 26
pull: See page 22
foot style: Taper or Inset
support finish: CW, BU, SV
grommet color: CW, BU, SV

ORDER EXAMPLE

product #: FD-LC26-1836-2-F-N
top: M13 Licorice
casing: M13 Licorice
front: M13 Licorice
pull: Wedge, brushed aluminum
foot style: Taper
support finish: SV Silver
grommet color: SV Silver

Options/Notes

Standard Includes

- Order power by replacing * with:
 - ND for non-powered with no flip up access door
 - N for non-powered with flip up access door
 - E1 for single circuit power
 - E4 for 4-circuit power
- Top & side grommets are included with -N, -E1 and -E4 credenzas.
- Grommet color selection applies to both top and side grommets.
- No top or side grommets included with ND credenzas.
- Includes lock

Order Separately

- Order additional electrical parts for powered credenza separately, see page 158.
- Each lock core will be randomly keyed. Order key-alike separately on page 242

DRAWERS & DRAWERS, with Feet, 18"D



PART #	HEIGHT	WIDTH	DEPTH	PRICE			
				ND	N	E1	E4
FD-LC26-1836-2-F-*	26"	36"	18"	\$2,590	\$2,942	\$3,286	\$3,146
FD-LC26-1842-2-F-*	26"	42"	18"	\$2,992	\$3,344	\$3,687	\$3,549
FD-LC26-1848-2-F-*	26"	48"	18"	\$3,188	\$3,539	\$3,883	\$3,744
FD-LC26-1854-2-F-*	26"	54"	18"	\$3,252	\$3,605	\$3,947	\$3,810
FD-LC26-1860-2-F-*	26"	60"	18"	\$3,425	\$3,778	\$4,120	\$3,981
FD-LC26-1866-2-F-*	26"	66"	18"	\$3,600	\$3,951	\$4,296	\$4,157
FD-LC26-1872-2-F-*	26"	72"	18"	\$3,724	\$4,076	\$4,419	\$4,279

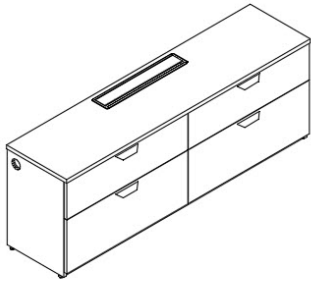
DRAWERS & DRAWERS, with Feet, 24"D



PART #	HEIGHT	WIDTH	DEPTH	PRICE			
				ND	N	E1	E4
FD-LC26-2436-2-F-*	26"	36"	24"	\$2,905	\$3,259	\$3,601	\$3,461
FD-LC26-2442-2-F-*	26"	42"	24"	\$3,076	\$3,428	\$3,771	\$3,633
FD-LC26-2448-2-F-*	26"	48"	24"	\$3,379	\$3,732	\$4,074	\$3,935
FD-LC26-2454-2-F-*	26"	54"	24"	\$3,582	\$3,933	\$4,277	\$4,138
FD-LC26-2460-2-F-*	26"	60"	24"	\$3,784	\$4,135	\$4,480	\$4,341
FD-LC26-2466-2-F-*	26"	66"	24"	\$3,986	\$4,338	\$4,682	\$4,541
FD-LC26-2472-2-F-*	26"	72"	24"	\$4,187	\$4,540	\$4,883	\$4,744

Two Section Credenza, Drawers & Drawers

with Base



DESCRIPTION

Two section supporting credenza, 26" high, drawers & drawers with base.

SPECIFICATION OPTIONS

product #: See charts below
top: See page 26
casing: See page 26
front: See page 26
pull: See page 22
grommet color: CW, BU, SV

ORDER EXAMPLE

product #: FD-LC26-1836-2-B-N
top: M13 Licorice
casing: M13 Licorice
front: M13 Licorice
pull: Wedge, brushed aluminum
grommet color: SV silver

Options/Notes

Standard Includes

- Order power by replacing * with:
 - ND for non-powered with no flip up access door
 - N for non-powered with flip up access door
 - E1 for single circuit power
 - E4 for 4-circuit power
- Top & side grommets are included with -N, -E1 and -E4 credenzas.
- Grommet color selection applies to both top and side grommets.
- No top or side grommets included with ND credenzas.
- Includes locks

Order Separately

- Order additional electrical parts for powered credenza separately, see page 158
- Each lock core will be randomly keyed. Order key-alike separately on page 242

DASH / CREDENZA 26" H

DRAWERS & DRAWERS, with Base, 18"D



PART #	HEIGHT	WIDTH	DEPTH	PRICE			
				ND	N	E1	E4
FD-LC26-1836-2-B-*	26"	36"	18"	\$2,646	\$2,959	\$3,345	\$3,207
FD-LC26-1842-2-B-*	26"	42"	18"	\$2,924	\$3,237	\$3,624	\$3,484
FD-LC26-1848-2-B-*	26"	48"	18"	\$3,135	\$3,449	\$3,837	\$3,697
FD-LC26-1854-2-B-*	26"	54"	18"	\$3,217	\$3,529	\$3,917	\$3,777
FD-LC26-1860-2-B-*	26"	60"	18"	\$3,405	\$3,720	\$4,106	\$3,968
FD-LC26-1866-2-B-*	26"	66"	18"	\$3,598	\$3,909	\$4,297	\$4,158
FD-LC26-1872-2-B-*	26"	72"	18"	\$3,787	\$4,100	\$4,486	\$4,348

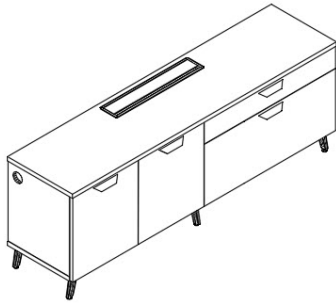
DRAWERS & DRAWERS, with Base, 24"D



PART #	HEIGHT	WIDTH	DEPTH	PRICE			
				ND	N	E1	E4
FD-LC26-2436-2-B-*	26"	36"	24"	\$2,800	\$3,114	\$3,502	\$3,363
FD-LC26-2442-2-B-*	26"	42"	24"	\$2,988	\$3,300	\$3,688	\$3,549
FD-LC26-2448-2-B-*	26"	48"	24"	\$3,047	\$3,359	\$3,746	\$3,607
FD-LC26-2454-2-B-*	26"	54"	24"	\$3,562	\$3,875	\$4,263	\$4,124
FD-LC26-2460-2-B-*	26"	60"	24"	\$3,782	\$4,093	\$4,481	\$4,342
FD-LC26-2466-2-B-*	26"	66"	24"	\$4,000	\$4,312	\$4,699	\$4,560
FD-LC26-2472-2-B-*	26"	72"	24"	\$4,217	\$4,531	\$4,919	\$4,777

Two Section Credenza, Drawers & Doors

with Feet



Right drawers shown

DESCRIPTION

Two section supporting credenza, 26" high, drawers & doors.

SPECIFICATION OPTIONS

product #: See charts below
top: See page 26
casing: See page 26
front: See page 26
pull: See page 22
foot style: Taper or Inset
support finish: CW, BU, SV
grommet color: CW, BU, SV

ORDER EXAMPLE

product #: FD-LC26-1836-3L-F-N
top: M13 Licorice
casing: M13 Licorice
front: M13 Licorice
pull: Wedge, brushed aluminum
foot style: Taper
support finish: SV Silver
grommet color: SV Silver

Options/Notes

Standard Includes

- Order L for left drawer, or R for right drawer
- Order power by replacing * with:
 - ND for non-powered with no flip up access door
 - N for non-powered with flip up access door
 - E1 for single circuit power
 - E4 for 4-circuit power
- Shelving matches casing selection
- Top & side grommets are included with -N, -E1 and -E4 credenzas.
- Grommet color selection applies to both top and side grommets.
- No top or side grommets included with ND credenzas.
- Includes locks

Order Separately

- Order additional electrical parts for powered credenza separately, see page 158
- Each lock core will be randomly keyed. Order key-alike separately on page 242

DRAWERS & DOORS, with Feet, 18"D



Right drawers shown

PART #	HEIGHT	WIDTH	DEPTH	PRICE			
				ND	N	E1	E4
FD-LC26-1836-3L-F-*	26"	36"	18"	\$2,398	\$2,748	\$3,126	\$2,987
FD-LC26-1836-3R-F-*	26"	36"	18"	\$2,398	\$2,748	\$3,126	\$2,987
FD-LC26-1842-3L-F-*	26"	42"	18"	\$2,515	\$2,867	\$3,243	\$3,105
FD-LC26-1842-3R-F-*	26"	42"	18"	\$2,515	\$2,867	\$3,243	\$3,105
FD-LC26-1848-3L-F-*	26"	48"	18"	\$2,676	\$3,028	\$3,403	\$3,265
FD-LC26-1848-3R-F-*	26"	48"	18"	\$2,676	\$3,028	\$3,403	\$3,265
FD-LC26-1854-3L-F-*	26"	54"	18"	\$2,781	\$3,133	\$3,508	\$3,370
FD-LC26-1854-3R-F-*	26"	54"	18"	\$2,781	\$3,133	\$3,508	\$3,370
FD-LC26-1860-3L-F-*	26"	60"	18"	\$2,930	\$3,283	\$3,658	\$3,520
FD-LC26-1860-3R-F-*	26"	60"	18"	\$2,930	\$3,283	\$3,658	\$3,520
FD-LC26-1866-3L-F-*	26"	66"	18"	\$3,089	\$3,443	\$3,818	\$3,679
FD-LC26-1866-3R-F-*	26"	66"	18"	\$3,089	\$3,443	\$3,818	\$3,679
FD-LC26-1872-3L-F-*	26"	72"	18"	\$3,239	\$3,592	\$3,968	\$3,828
FD-LC26-1872-3R-F-*	26"	72"	18"	\$3,239	\$3,592	\$3,968	\$3,828

DRAWERS & DOORS, with Feet, 24"D

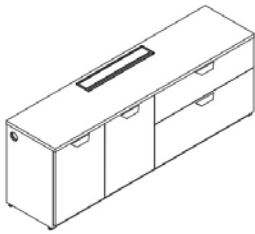


Right drawers shown

PART #	HEIGHT	WIDTH	DEPTH	PRICE			
				ND	N	E1	E4
FD-LC26-2436-3L-F-*	26"	36"	24"	\$2,511	\$2,865	\$3,240	\$3,101
FD-LC26-2436-3R-F-*	26"	36"	24"	\$2,511	\$2,865	\$3,240	\$3,101
FD-LC26-2442-3L-F-*	26"	42"	24"	\$2,682	\$3,034	\$3,410	\$3,271
FD-LC26-2442-3R-F-*	26"	42"	24"	\$2,682	\$3,034	\$3,410	\$3,271
FD-LC26-2448-3L-F-*	26"	48"	24"	\$2,906	\$3,260	\$3,635	\$3,496
FD-LC26-2448-3R-F-*	26"	48"	24"	\$2,906	\$3,260	\$3,635	\$3,496
FD-LC26-2454-3L-F-*	26"	54"	24"	\$3,093	\$3,445	\$3,822	\$3,684
FD-LC26-2454-3R-F-*	26"	54"	24"	\$3,093	\$3,445	\$3,822	\$3,684
FD-LC26-2460-3L-F-*	26"	60"	24"	\$3,270	\$3,620	\$3,997	\$3,858
FD-LC26-2460-3R-F-*	26"	60"	24"	\$3,270	\$3,620	\$3,997	\$3,858
FD-LC26-2466-3L-F-*	26"	66"	24"	\$3,455	\$3,808	\$4,184	\$4,045
FD-LC26-2466-3R-F-*	26"	66"	24"	\$3,455	\$3,808	\$4,184	\$4,045
FD-LC26-2472-3L-F-*	26"	72"	24"	\$3,631	\$3,983	\$4,358	\$4,219
FD-LC26-2472-3R-F-*	26"	72"	24"	\$3,631	\$3,983	\$4,358	\$4,219

Two Section Credenza, Drawers & Doors

with Base



Right drawers shown

DESCRIPTION

Two section supporting credenza, 26" high, drawers and doors with base.

SPECIFICATION OPTIONS

product #: See charts below
top: See page 26
casing: See page 26
front: See page 26
pull: See page 22
grommet color: CW, BU, SV

ORDER EXAMPLE

product #: FD-LC26-1836-3L-B-N
top: M13 Licorice
casing: M13 Licorice
front: M13 Licorice
pull: Wedge, brushed aluminum
grommet color: SV Silver

Options/Notes

Standard Includes

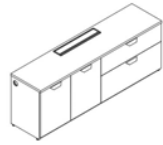
- Order L for left drawer, or R for right drawer
- Order power by replacing * with:
 - ND for non-powered with no flip up access door
 - N for non-powered with flip up access door
 - E1 for single circuit power
 - E4 for 4-circuit power
- Shelving matches casing selection
- Top & side grommets are included with -N, -E1 and -E4 credenzas.
- Grommet color selection applies to both top and side grommets.
- No top or side grommets included with ND credenzas.
- Includes locks

Order Separately

- Order additional electrical parts for powered credenza separately, see page158
- Each lock core will be randomly keyed. Order key-alike separately on page 242

DASH / CREDENZA 26" H

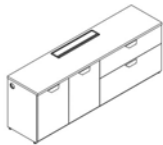
DRAWERS & DOORS, with Base, 18"D



Right drawers shown

PART #	HEIGHT	WIDTH	DEPTH	PRICE			
				ND	N	E1	E4
FD-LC26-1836-3L-B-*	26"	36"	18"	\$2,328	\$2,713	\$3,062	\$2,923
FD-LC26-1836-3R-B-*	26"	36"	18"	\$2,328	\$2,713	\$3,062	\$2,923
FD-LC26-1842-3L-B-*	26"	42"	18"	\$2,457	\$2,843	\$3,191	\$3,051
FD-LC26-1842-3R-B-*	26"	42"	18"	\$2,457	\$2,843	\$3,191	\$3,051
FD-LC26-1848-3L-B-*	26"	48"	18"	\$2,632	\$3,017	\$3,365	\$3,225
FD-LC26-1848-3R-B-*	26"	48"	18"	\$2,632	\$3,017	\$3,365	\$3,225
FD-LC26-1854-3L-B-*	26"	54"	18"	\$2,746	\$3,132	\$3,480	\$3,340
FD-LC26-1854-3R-B-*	26"	54"	18"	\$2,746	\$3,132	\$3,480	\$3,340
FD-LC26-1860-3L-B-*	26"	60"	18"	\$2,906	\$3,293	\$3,640	\$3,502
FD-LC26-1860-3R-B-*	26"	60"	18"	\$2,906	\$3,293	\$3,640	\$3,502
FD-LC26-1866-3L-B-*	26"	66"	18"	\$3,079	\$3,465	\$3,812	\$3,673
FD-LC26-1866-3R-B-*	26"	66"	18"	\$3,079	\$3,465	\$3,812	\$3,673
FD-LC26-1872-3L-B-*	26"	72"	18"	\$3,240	\$3,626	\$3,974	\$3,835
FD-LC26-1872-3R-B-*	26"	72"	18"	\$3,240	\$3,626	\$3,974	\$3,835

DRAWERS & DOORS, with Base, 24"D

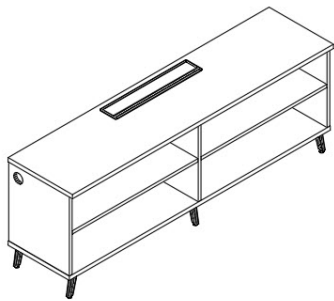


Right drawers shown

PART #	HEIGHT	WIDTH	DEPTH	PRICE			
				ND	N	E1	E4
FD-LC26-2436-3L-B-*	26"	36"	24"	\$2,459	\$2,845	\$3,192	\$3,054
FD-LC26-2436-3R-B-*	26"	36"	24"	\$2,459	\$2,845	\$3,192	\$3,054
FD-LC26-2442-3L-B-*	26"	42"	24"	\$2,641	\$3,027	\$3,375	\$3,235
FD-LC26-2442-3R-B-*	26"	42"	24"	\$2,641	\$3,027	\$3,375	\$3,235
FD-LC26-2448-3L-B-*	26"	48"	24"	\$2,844	\$3,228	\$3,576	\$3,436
FD-LC26-2448-3R-B-*	26"	48"	24"	\$2,844	\$3,228	\$3,576	\$3,436
FD-LC26-2454-3L-B-*	26"	54"	24"	\$3,077	\$3,461	\$3,811	\$3,670
FD-LC26-2454-3R-B-*	26"	54"	24"	\$3,077	\$3,461	\$3,811	\$3,670
FD-LC26-2460-3L-B-*	26"	60"	24"	\$3,264	\$3,651	\$3,997	\$3,858
FD-LC26-2460-3R-B-*	26"	60"	24"	\$3,264	\$3,651	\$3,997	\$3,858
FD-LC26-2466-3L-B-*	26"	66"	24"	\$3,461	\$3,848	\$4,194	\$4,056
FD-LC26-2466-3R-B-*	26"	66"	24"	\$3,461	\$3,848	\$4,194	\$4,056
FD-LC26-2472-3L-B-*	26"	72"	24"	\$3,651	\$4,034	\$4,382	\$4,243
FD-LC26-2472-3R-B-*	26"	72"	24"	\$3,651	\$4,034	\$4,382	\$4,243

Two Section Credenza, Shelves & Shelves

with Feet



DESCRIPTION

Two section supporting credenza, 26" high, shelves and shelves with feet.

SPECIFICATION OPTIONS

product #: See charts below
top: See page 26
casing: See page 26
foot style: Taper or Inset
support finish: CW, BU, SV
grommet color: CW, BU, SV

ORDER EXAMPLE

product #: FD-LC26-1836-4-F-N
top: M13 Licorice
casing: M13 Licorice
foot style: Taper
support finish: SV Silver
grommet color: SV Silver

Options/Notes

Standard Includes

- Order power by replacing * with:
 - ND for non-powered with no flip up access door
 - N for non-powered with flip up access door
 - E1 for single circuit power
 - E4 for 4-circuit power
- Shelving matches casing selection
- Top & side grommets are included with -N, -E1 and -E4 credenzas.
- Grommet color selection applies to both top and side grommets.
- No top or side grommets included with ND credenzas.

Order Separately

- Order additional electrical parts for powered credenza separately, see page 158

SHELVES & SHELVES, with Feet, 18"D



PART #	HEIGHT	WIDTH	DEPTH	PRICE			
				ND	N	E1	E4
FD-LC26-1836-4-F-*	26"	36"	18"	\$1,246	\$1,622	\$2,006	\$1,868
FD-LC26-1842-4-F-*	26"	42"	18"	\$1,333	\$1,707	\$2,091	\$1,953
FD-LC26-1848-4-F-*	26"	48"	18"	\$1,438	\$1,811	\$2,197	\$2,058
FD-LC26-1854-4-F-*	26"	54"	18"	\$1,540	\$1,916	\$2,302	\$2,163
FD-LC26-1860-4-F-*	26"	60"	18"	\$1,645	\$2,021	\$2,406	\$2,268
FD-LC26-1866-4-F-*	26"	66"	18"	\$1,750	\$2,124	\$2,511	\$2,372
FD-LC26-1872-4-F-*	26"	72"	18"	\$1,854	\$2,229	\$2,616	\$2,477

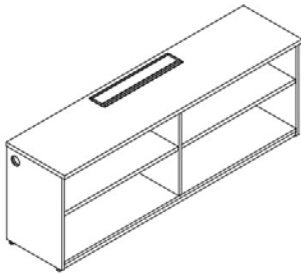
SHELVES & SHELVES, with Feet, 24"D



PART #	HEIGHT	WIDTH	DEPTH	PRICE			
				ND	N	E1	E4
FD-LC26-2436-4-F-*	26"	36"	24"	\$1,453	\$1,826	\$2,214	\$2,075
FD-LC26-2442-4-F-*	26"	42"	24"	\$1,582	\$1,956	\$2,343	\$2,203
FD-LC26-2448-4-F-*	26"	48"	24"	\$1,710	\$2,084	\$2,471	\$2,332
FD-LC26-2454-4-F-*	26"	54"	24"	\$1,840	\$2,213	\$2,601	\$2,459
FD-LC26-2460-4-F-*	26"	60"	24"	\$1,969	\$2,341	\$2,729	\$2,589
FD-LC26-2466-4-F-*	26"	66"	24"	\$2,097	\$2,470	\$2,857	\$2,718
FD-LC26-2472-4-F-*	26"	72"	24"	\$2,225	\$2,600	\$2,985	\$2,846

Two Section Credenza, Shelves & Shelves

with Base



DESCRIPTION

Two section supporting credenza, 26" high, shelves and shelves with base.

SPECIFICATION OPTIONS

product #: See charts below
top: See page 26
casing: See page 26
grommet color: CW, BU, SV

ORDER EXAMPLE

product #: FD-LC26-1836-4-B-N
top: M13 Licorice
casing: M13 Licorice
grommet color: SV Silver

Options/Notes

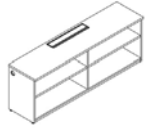
Standard Includes

- Order power by replacing * with:
 - ND for non-powered with no flip up access door
 - N for non-powered with flip up access door
 - E1 for single circuit power
 - E4 for 4-circuit power
- Shelving matches casing selection
- Top & side grommets are included with -N, -E1 and -E4 credenzas.
- Grommet color selection applies to both top and side grommets.
- No top or side grommets included with ND credenzas.

Order Separately

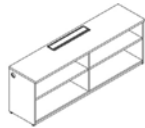
- Order additional electrical parts for powered credenza separately, see page 158

SHELVES & SHELVES, with Base, 18"D



PART #	HEIGHT	WIDTH	DEPTH	PRICE			
				ND	N	E1	E4
FD-LC26-1836-4-B-*	26"	36"	18"	\$1,144	\$1,519	\$1,901	\$1,762
FD-LC26-1842-4-B-*	26"	42"	18"	\$1,272	\$1,648	\$2,029	\$1,890
FD-LC26-1848-4-B-*	26"	48"	18"	\$1,384	\$1,759	\$2,140	\$1,999
FD-LC26-1854-4-B-*	26"	54"	18"	\$1,494	\$1,868	\$2,249	\$2,110
FD-LC26-1860-4-B-*	26"	60"	18"	\$1,604	\$1,979	\$2,361	\$2,221
FD-LC26-1866-4-B-*	26"	66"	18"	\$1,715	\$2,089	\$2,471	\$2,332
FD-LC26-1872-4-B-*	26"	72"	18"	\$1,825	\$2,199	\$2,582	\$2,443

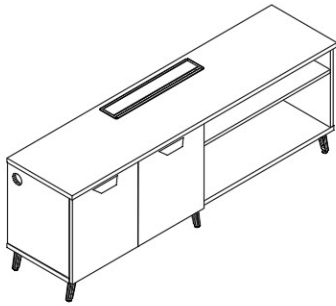
SHELVES & SHELVES, with Base, 24"D



PART #	HEIGHT	WIDTH	DEPTH	PRICE			
				ND	N	E1	E4
FD-LC26-2436-4-B-*	26"	36"	24"	\$1,405	\$1,780	\$2,162	\$2,022
FD-LC26-2442-4-B-*	26"	42"	24"	\$1,538	\$1,914	\$2,295	\$2,157
FD-LC26-2448-4-B-*	26"	48"	24"	\$1,675	\$2,049	\$2,431	\$2,292
FD-LC26-2454-4-B-*	26"	54"	24"	\$1,809	\$2,183	\$2,564	\$2,425
FD-LC26-2460-4-B-*	26"	60"	24"	\$1,944	\$2,318	\$2,699	\$2,561
FD-LC26-2466-4-B-*	26"	66"	24"	\$2,078	\$2,452	\$2,836	\$2,695
FD-LC26-2472-4-B-*	26"	72"	24"	\$2,213	\$2,586	\$2,970	\$2,829

Two Section Credenza, Doors & Shelves

with Feet



Left doors shown

DESCRIPTION

Two section supporting credenza, 26" high, doors and shelves with feet.

SPECIFICATION OPTIONS

product #: See charts below
top: See page 26
casing: See page 26
front: See page 26
pull: See page 22
foot style: Taper or Inset
support finish: CW, BU, SV
grommet color: CW, BU, SV

ORDER EXAMPLE

product #: FD-LC26-1836-5L-F-N
top: M13 Licorice
casing: M13 Licorice
front: M13 Licorice
pull: Wedge, brushed aluminum
foot style: Taper
support finish: SV Silver
grommet color: SV Silver

Options/Notes

Standard Includes

- Order L for left doors, or R for right doors
- Order power by replacing * with:
 - ND for non-powered with no flip up access door
 - N for non-powered with flip up access door
 - E1 for single circuit power
 - E4 for 4-circuit power
- Shelving matches casing selection
- Top & side grommets are included with -N, -E1 and -E4 credenzas.
- Grommet color selection applies to both top and side grommets.
- No top or side grommets included with ND credenzas.
- Includes locks

Order Separately

- Order additional electrical parts for powered credenza separately, see page 158

DOORS & SHELVES, with Feet, 18"D



Left doors shown

PART #	HEIGHT	WIDTH	DEPTH	PRICE			
				ND	N	E1	E4
FD-LC26-1836-5L-F-*	26"	36"	18"	\$1,597	\$1,970	\$2,335	\$2,195
FD-LC26-1836-5R-F-*	26"	36"	18"	\$1,597	\$1,970	\$2,335	\$2,195
FD-LC26-1842-5L-F-*	26"	42"	18"	\$1,704	\$2,077	\$2,443	\$2,302
FD-LC26-1842-5R-F-*	26"	42"	18"	\$1,704	\$2,077	\$2,443	\$2,302
FD-LC26-1848-5L-F-*	26"	48"	18"	\$1,819	\$2,193	\$2,558	\$2,419
FD-LC26-1848-5R-F-*	26"	48"	18"	\$1,819	\$2,193	\$2,558	\$2,419
FD-LC26-1854-5L-F-*	26"	54"	18"	\$1,946	\$2,319	\$2,685	\$2,547
FD-LC26-1854-5R-F-*	26"	54"	18"	\$1,946	\$2,319	\$2,685	\$2,547
FD-LC26-1860-5L-F-*	26"	60"	18"	\$2,062	\$2,435	\$2,800	\$2,661
FD-LC26-1860-5R-F-*	26"	60"	18"	\$2,062	\$2,435	\$2,800	\$2,661
FD-LC26-1866-5L-F-*	26"	66"	18"	\$2,188	\$2,562	\$2,926	\$2,788
FD-LC26-1866-5R-F-*	26"	66"	18"	\$2,188	\$2,562	\$2,926	\$2,788
FD-LC26-1872-5L-F-*	26"	72"	18"	\$2,304	\$2,679	\$3,043	\$2,904
FD-LC26-1872-5R-F-*	26"	72"	18"	\$2,304	\$2,679	\$3,043	\$2,904

DOORS & SHELVES, with Feet, 24"D

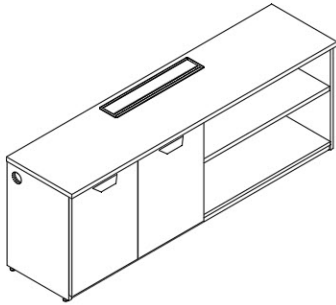


Left doors shown

PART #	HEIGHT	WIDTH	DEPTH	PRICE			
				ND	N	E1	E4
FD-LC26-2436-5L-F-*	26"	36"	24"	\$1,806	\$2,179	\$2,544	\$2,404
FD-LC26-2436-5R-F-*	26"	36"	24"	\$1,806	\$2,179	\$2,544	\$2,404
FD-LC26-2442-5L-F-*	26"	42"	24"	\$1,953	\$2,328	\$2,694	\$2,555
FD-LC26-2442-5R-F-*	26"	42"	24"	\$1,953	\$2,328	\$2,694	\$2,555
FD-LC26-2448-5L-F-*	26"	48"	24"	\$2,096	\$2,469	\$2,834	\$2,694
FD-LC26-2448-5R-F-*	26"	48"	24"	\$2,096	\$2,469	\$2,834	\$2,694
FD-LC26-2454-5L-F-*	26"	54"	24"	\$2,245	\$2,619	\$2,983	\$2,845
FD-LC26-2454-5R-F-*	26"	54"	24"	\$2,245	\$2,619	\$2,983	\$2,845
FD-LC26-2460-5L-F-*	26"	60"	24"	\$2,386	\$2,759	\$3,125	\$2,984
FD-LC26-2460-5R-F-*	26"	60"	24"	\$2,386	\$2,759	\$3,125	\$2,984
FD-LC26-2466-5L-F-*	26"	66"	24"	\$2,535	\$2,909	\$3,274	\$3,135
FD-LC26-2466-5R-F-*	26"	66"	24"	\$2,535	\$2,909	\$3,274	\$3,135
FD-LC26-2472-5L-F-*	26"	72"	24"	\$2,676	\$3,050	\$3,415	\$3,274
FD-LC26-2472-5R-F-*	26"	72"	24"	\$2,676	\$3,050	\$3,415	\$3,274

Two Section Credenza, Doors & Shelves

with Base



Left doors shown

DESCRIPTION

Two section supporting credenza, 26" high, doors and shelves with base.

SPECIFICATION OPTIONS

product #: See charts below
top: See page 26
casing: See page 26
front: See page 26
pull: See page 22
grommet color: CW, BU, SV

ORDER EXAMPLE

product #: FD-LC26-1836-5L-B-N
top: M13 Licorice
casing: M13 Licorice
front: M13 Licorice
pull: Wedge, brushed aluminum
grommet color: SV Silver

Options/Notes

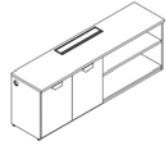
Standard Includes

- Order L for left doors, or R for right doors
- Order power by replacing * with:
 - ND for non-powered with no flip up access door
 - N for non-powered with flip up access door
 - E1 for single circuit power
 - E4 for 4-circuit power
- Shelving matches casing selection
- Top & side grommets are included with -N, -E1 and -E4 credenzas.
- Grommet color selection applies to both top and side grommets.
- No top or side grommets included with ND credenzas.
- Includes locks

Order Separately

- Order additional electrical parts for powered credenza separately, see page 158

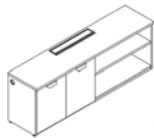
DOORS & SHELVES, with Base, 18"D



Left doors shown

PART #	HEIGHT	WIDTH	DEPTH	PRICE			
				ND	N	E1	E4
FD-LC26-1836-5L-B-*	26"	36"	18"	\$1,485	\$1,833	\$2,241	\$2,102
FD-LC26-1836-5R-B-*	26"	36"	18"	\$1,485	\$1,833	\$2,241	\$2,102
FD-LC26-1842-5L-B-*	26"	42"	18"	\$1,635	\$1,982	\$2,390	\$2,251
FD-LC26-1842-5R-B-*	26"	42"	18"	\$1,635	\$1,982	\$2,390	\$2,251
FD-LC26-1848-5L-B-*	26"	48"	18"	\$1,755	\$2,103	\$2,511	\$2,372
FD-LC26-1848-5R-B-*	26"	48"	18"	\$1,755	\$2,103	\$2,511	\$2,372
FD-LC26-1854-5L-B-*	26"	54"	18"	\$1,888	\$2,235	\$2,642	\$2,504
FD-LC26-1854-5R-B-*	26"	54"	18"	\$1,888	\$2,235	\$2,642	\$2,504
FD-LC26-1860-5L-B-*	26"	60"	18"	\$2,009	\$2,356	\$2,765	\$2,627
FD-LC26-1860-5R-B-*	26"	60"	18"	\$2,009	\$2,356	\$2,765	\$2,627
FD-LC26-1866-5L-B-*	26"	66"	18"	\$2,141	\$2,488	\$2,897	\$2,758
FD-LC26-1866-5R-B-*	26"	66"	18"	\$2,141	\$2,488	\$2,897	\$2,758
FD-LC26-1872-5L-B-*	26"	72"	18"	\$2,262	\$2,609	\$3,018	\$2,879
FD-LC26-1872-5R-B-*	26"	72"	18"	\$2,262	\$2,609	\$3,018	\$2,879

DOORS & SHELVES, with Base, 24"D

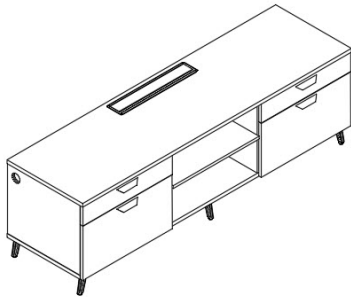


Left doors shown

PART #	HEIGHT	WIDTH	DEPTH	PRICE			
				ND	N	E1	E4
FD-LC26-2436-5L-B-*	26"	36"	24"	\$1,747	\$2,094	\$2,502	\$2,364
FD-LC26-2436-5R-B-*	26"	36"	24"	\$1,747	\$2,094	\$2,502	\$2,364
FD-LC26-2442-5L-B-*	26"	42"	24"	\$1,901	\$2,248	\$2,659	\$2,519
FD-LC26-2442-5R-B-*	26"	42"	24"	\$1,901	\$2,248	\$2,659	\$2,519
FD-LC26-2448-5L-B-*	26"	48"	24"	\$2,048	\$2,394	\$2,803	\$2,663
FD-LC26-2448-5R-B-*	26"	48"	24"	\$2,048	\$2,394	\$2,803	\$2,663
FD-LC26-2454-5L-B-*	26"	54"	24"	\$2,203	\$2,550	\$2,959	\$2,820
FD-LC26-2454-5R-B-*	26"	54"	24"	\$2,203	\$2,550	\$2,959	\$2,820
FD-LC26-2460-5L-B-*	26"	60"	24"	\$2,348	\$2,695	\$3,105	\$2,965
FD-LC26-2460-5R-B-*	26"	60"	24"	\$2,348	\$2,695	\$3,105	\$2,965
FD-LC26-2466-5L-B-*	26"	66"	24"	\$2,504	\$2,851	\$3,260	\$3,121
FD-LC26-2466-5R-B-*	26"	66"	24"	\$2,504	\$2,851	\$3,260	\$3,121
FD-LC26-2472-5L-B-*	26"	72"	24"	\$2,650	\$2,997	\$3,404	\$3,266
FD-LC26-2472-5R-B-*	26"	72"	24"	\$2,650	\$2,997	\$3,404	\$3,266

Three Section Credenza, Center Shelves & Drawers

with Feet



DESCRIPTION

Three section supporting credenza, 26" high, center shelves & drawers with feet.

SPECIFICATION OPTIONS

product #: See charts below
top: See page 26
casing: See page 26
front: See page 26
pull: See page 22
foot style: Taper or Inset
Support finish: CW, BU, SV
grommet color: CW, BU, SV

ORDER EXAMPLE

product #: FD-LC26-2478-1-F-N
top: M13 Licorice
casing: M13 Licorice
front: M13 Licorice
pull: Wedge, brushed aluminum
foot style: Taper
Support finish: SV Silver
grommet color: SV Silver

Options/Notes

Standard Includes

- Order power by replacing * with:
 - ND for non-powered with no flip up access door
 - N for non-powered with flip up access door
 - E1 for single circuit power
 - E4 for 4-circuit power
- Shelving matches casing selection
- Top & side grommets are included with -N, -E1 and -E4 credenzas.
- Grommet color selection applies to both top and side grommets.
- No top or side grommets included with ND credenzas.
- Includes locks

Order Separately

- Order additional electrical parts for powered credenza separately, see page 158
- Each lock core will be randomly keyed. Order key-alike separately on page 242

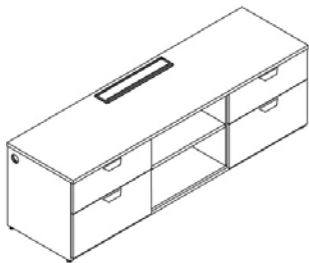
CENTER SHELVES & DRAWERS, with Feet, 24"D



PART #	HEIGHT	WIDTH	DEPTH	PRICE			
				ND	N	E1	E4
FD-LC26-2478-1-F-*	26"	78"	24"	\$4,212	\$4,588	\$4,976	\$4,837
FD-LC26-2484-1-F-*	26"	84"	24"	\$4,352	\$4,728	\$5,116	\$4,976

Three Section Credenza, Center Shelves & Drawers

with Base



DESCRIPTION

Three section supporting credenza, 26" high, center shelves & drawers with base.

SPECIFICATION OPTIONS

product #: See charts below
top: See page 26
casing: See page 26
front: See page 26
pull: See page 22
grommet color: CW, BU, SV

ORDER EXAMPLE

product #: FD-LC26-2478-1-B-N
top: M13 Licorice
casing: M13 Licorice
front: M13 Licorice
pull: Wedge, brushed aluminum
grommet color: SV Silver

Options/Notes

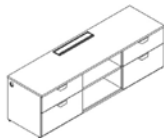
Standard Includes

- Order power by replacing * with:
 - ND for non-powered with no flip up access door
 - N for non-powered with flip up access door
 - E1 for single circuit power
 - E4 for 4-circuit power
- Shelving matches casing selection
- Top & side grommets are included with -N, -E1 and -E4 credenzas.
- Grommet color selection applies to both top and side grommets.
- No top or side grommets included with ND credenzas.
- Includes locks

Order Separately

- Order additional electrical parts for powered credenza separately, see page 158
- Each lock core will be randomly keyed. Order key-alike separately on page 242

CENTER SHELVES & DRAWERS, with Base, 24"D



PART #	HEIGHT	WIDTH	DEPTH	PRICE			
				ND	N	E1	E4
FD-LC26-2478-1-B*	26"	78"	24"	\$4,238	\$4,617	\$5,002	\$4,864
FD-LC26-2484-1-B*	26"	84"	24"	\$4,390	\$4,768	\$5,155	\$5,015

Three Section Credenza, Center Shelves, Drawers & Doors

with Feet



Right drawers shown

DESCRIPTION

Three section supporting credenza, 26" high, center shelves & drawers & doors with feet.

SPECIFICATION OPTIONS

product #: See charts below
top: See page 26
casing: See page 26
front: See page 26
pull: See page 22
foot style: Taper or Inset
support finish: CW, BU, SV
grommet color: CW, BU, SV

ORDER EXAMPLE

product #: FD-LC26-2478-2L-F-N
top: M13 Licorice
casing: M13 Licorice
front: M13 Licorice
pull: Wedge, brushed aluminum
foot style: Taper
support finish: SV Silver
grommet color: SV Silver

Options/Notes

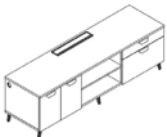
Standard Includes

- Order L for left drawer or R for right drawer
- Order power by replacing * with:
 - ND for non-powered with no flip up access door
 - N for non-powered with flip up access door
 - E1 for single circuit power
 - E4 for 4-circuit power
- Shelving matches casing selection
- Top & side grommets are included with -N, -E1 and -E4 credenzas.
- Grommet color selection applies to both top and side grommets.
- No top or side grommets included with ND credenzas.
- Includes locks

Order Separately

- Order additional electrical parts for powered credenza separately, see page 158
- Each lock core will be randomly keyed. Order key-alike separately on page 242

CENTER SHELVES, DRAWERS & DOORS, with Feet, 24"D

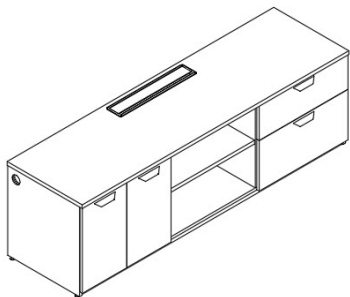


Right drawers shown

PART #	HEIGHT	WIDTH	DEPTH	PRICE			
				ND	N	E1	E4
FD-LC26-2478-2L-F*	26"	78"	24"	\$3,743	\$4,118	\$4,558	\$4,421
FD-LC26-2478-2R-F*	26"	78"	24"	\$3,743	\$4,118	\$4,558	\$4,421
FD-LC26-2484-2L-F*	26"	84"	24"	\$3,888	\$4,264	\$4,704	\$4,564
FD-LC26-2484-2R-F*	26"	84"	24"	\$3,888	\$4,264	\$4,704	\$4,564

Three Section Credenza, Center Shelves, Drawers & Doors

with Base



Right drawers shown

DESCRIPTION

Three section supporting credenza, 26" high, center shelves & drawers & doors with base.

SPECIFICATION OPTIONS

product #: See charts below
top: See page 26
casing: See page 26
front: See page 26
pull: See page 22
grommet color: CW, BU, SV

ORDER EXAMPLE

product #: FD-LC26-2478-2L-B-N
top: M13 Licorice
casing: M13 Licorice
front: M13 Licorice
pull: Wedge, brushed aluminum
grommet color: SV Silver

Options/Notes

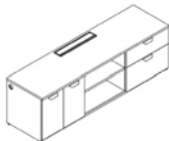
Standard Includes

- Order L for left drawer or R for right drawer
- Order power by replacing * with:
 - ND for non-powered with no flip up access door
 - N for non-powered with flip up access door
 - E1 for single circuit power
 - E4 for 4-circuit power
- Shelving matches casing selection
- Top & side grommets are included with -N, -E1 and -E4 credenzas.
- Grommet color selection applies to both top and side grommets.
- No top or side grommets included with ND credenzas.
- Includes locks

Order Separately

- Order additional electrical parts for powered credenza separately, see page 158
- Each lock core will be randomly keyed. Order key-alike separately on page 242

CENTER SHELVES, DRAWERS & DOORS, with Base, 24"D

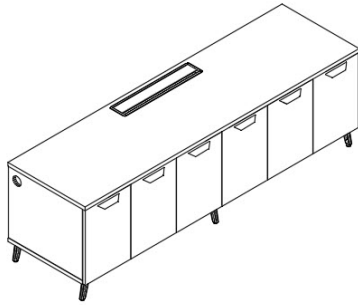


Right drawers shown

PART #	HEIGHT	WIDTH	DEPTH	PRICE			
				ND	N	E1	E4
FD-LC26-2478-2L-B*	26"	78"	24"	\$3,756	\$4,131	\$4,519	\$4,378
FD-LC26-2478-2R-B*	26"	78"	24"	\$3,756	\$4,131	\$4,519	\$4,378
FD-LC26-2484-2L-B*	26"	84"	24"	\$3,908	\$4,285	\$4,671	\$4,532
FD-LC26-2484-2R-B*	26"	84"	24"	\$3,908	\$4,285	\$4,671	\$4,532

Three Section Credenza, Triple Doors

with Feet



DESCRIPTION

Three section supporting credenza, 26" high, triple doors with feet.

SPECIFICATION OPTIONS

product #: See charts below
top: See page 26
casing: See page 26
front: See page 26
pull: See page 22
foot style: Taper or Inset
support finish: CW, BU, SV
grommet color: CW, BU, SV

ORDER EXAMPLE

product #: FD-LC26-2478-3-F-N
top: M13 Licorice
casing: M13 Licorice
front: M13 Licorice
pull: Wedge, brushed aluminum
foot style: Taper
support finish: SV Silver
grommet color: SV Silver

Options/Notes

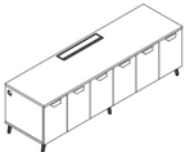
Standard Includes

- Order power by replacing * with:
 - ND for non-powered with no flip up access door
 - N for non-powered with flip up access door
 - E1 for single circuit power
 - E4 for 4-circuit power
- Shelving matches casing selection
- Top & side grommets are included with -N, -E1 and -E4 credenzas.
- Grommet color selection applies to both top and side grommets.
- No top or side grommets included with ND credenzas.
- Includes locks

Order Separately

- Order additional electrical parts for powered credenza separately, see page 158
- Each lock core will be randomly keyed. Order key-alike separately on page 242

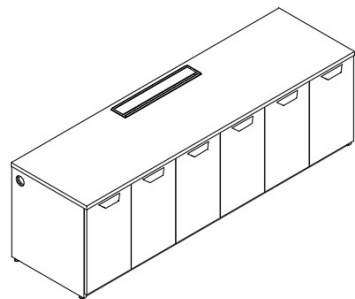
TRIPLE DOORS, with Feet, 24"D



PART #	HEIGHT	WIDTH	DEPTH	PRICE			
				ND	N	E1	E4
FD-LC26-2478-3-F*	26"	78"	24"	\$3,461	\$3,635	\$4,225	\$4,087
FD-LC26-2484-3-F*	26"	84"	24"	\$3,612	\$3,787	\$4,376	\$4,238

Three Section Credenza, Triple Doors

with Base



DESCRIPTION

Three section supporting credenza, 26" high, triple doors with base.

SPECIFICATION OPTIONS

product #: See charts below
top: See page 26
casing: See page 26
front: See page 26
pull: See page 22
grommet color: CW, BU, SV

ORDER EXAMPLE

product #: FD-LC26-2478-3-B-N
top: M13 Licorice
casing: M13 Licorice
front: M13 Licorice
pull: Wedge, brushed aluminum
grommet color: SV Silver

Options/Notes

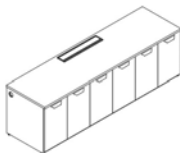
Standard Includes

- Order power by replacing * with:
 - ND for non-powered with no flip up access door
 - N for non-powered with flip up access door
 - E1 for single circuit power
 - E4 for 4-circuit power
- Shelving matches casing selection
- Top & side grommets are included with -N, -E1 and -E4 credenzas.
- Grommet color selection applies to both top and side grommets.
- No top or side grommets included with ND credenzas.
- Includes locks

Order Separately

- Order additional electrical parts for powered credenza separately, see page 158
- Each lock core will be randomly keyed. Order key-alike separately on page 242

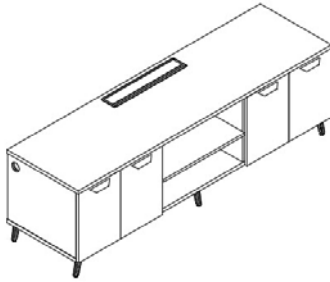
TRIPLE DOORS, with Base, 24"D



PART #	HEIGHT	WIDTH	DEPTH	PRICE			
				ND	N	E1	E4
FD-LC26-2478-3-B*	26"	78"	24"	\$3,427	\$3,804	\$4,191	\$4,053
FD-LC26-2484-3-B*	26"	84"	24"	\$3,583	\$3,960	\$4,347	\$4,207

Three Section Credenza, Center Shelves & Doors

with Feet



DESCRIPTION

Three section supporting credenza, 26" high, center shelves and doors with feet.

SPECIFICATION OPTIONS

product #: See charts below
top: See page 26
casing: See page 26
front: See page 26
pull: See page 22
foot style: Taper or Inset
support finish: CW, BU, SV
grommet color: CW, BU, SV

ORDER EXAMPLE

product #: FD-LC26-2478-4-F-N
top: M13 Licorice
casing: M13 Licorice
front: M13 Licorice
pull: Wedge, brushed aluminum
foot style: Taper
support finish: SV Silver
grommet color: SV Silver

Options/Notes

Standard Includes

- Order power by replacing * with:
 - ND for non-powered with no flip up access door
 - N for non-powered with flip up access door
 - E1 for single circuit power
 - E4 for 4-circuit power
- Shelving matches casing selection
- Top & side grommets are included with -N, -E1 and -E4 credenzas.
- Grommet color selection applies to both top and side grommets.
- No top or side grommets included with ND credenzas.
- Includes locks

Order Separately

- Order additional electrical parts for powered credenza separately, see page 158
- Each lock core will be randomly keyed. Order key-alike separately on page 242

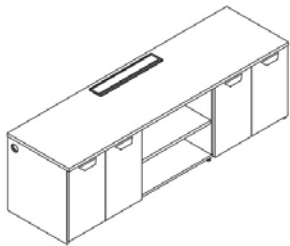
CENTER SHELVES & DOORS with Feet, 24"D



PART #	HEIGHT	WIDTH	DEPTH	PRICE			
				ND	N	E1	E4
FD-LC26-2478-4-F*	26"	78"	24"	\$3,266	\$3,642	\$4,030	\$3,891
FD-LC26-2484-4-F*	26"	84"	24"	\$3,419	\$3,796	\$4,183	\$4,045

Three Section Credenza, Center Shelves & Doors

with Base



DESCRIPTION

Three section supporting credenza, 26" high, center shelves and doors with base.

SPECIFICATION OPTIONS

product #: See charts below
top: See page 26
casing: See page 26
front: See page 26
pull: See page 22
grommet color: CW, BU, SV

ORDER EXAMPLE

product #: FD-LC26-2478-4-B-N
top: M13 Licorice
casing: M13 Licorice
front: M13 Licorice
pull: Wedge, brushed aluminum
grommet color: SV Silver

Options/Notes

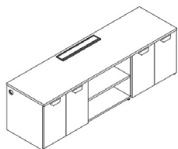
Standard Includes

- Order power by replacing * with:
 - ND for non-powered with no flip up access door
 - N for non-powered with flip up access door
 - E1 for single circuit power
 - E4 for 4-circuit power
- Shelving matches casing selection
- Top & side grommets are included with -N, -E1 and -E4 credenzas.
- Grommet color selection applies to both top and side grommets.
- No top or side grommets included with ND credenzas.
- Includes locks

Order Separately

- Order additional electrical parts for powered credenza separately, see page 158
- Each lock core will be randomly keyed. Order key-alike separately on page 242

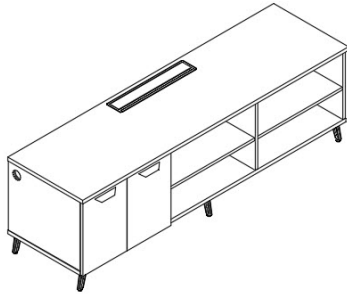
CENTER SHELVES & DOORS, with Base, 24"D



PART #	HEIGHT	WIDTH	DEPTH	PRICE			
				ND	N	E1	E4
FD-LC26-2478-4-B*	26"	78"	24"	\$3,234	\$3,611	\$3,999	\$3,858
FD-LC26-2484-4-B*	26"	84"	24"	\$3,425	\$3,803	\$4,189	\$4,052

Three Section Credenza, Center Shelves, Doors & Shelves

with Feet



Left doors shown

DESCRIPTION

Three section supporting credenza, 26" high, center shelves, doors & shelves with feet.

SPECIFICATION OPTIONS

product #: See charts below
top: See page 26
casing: See page 26
front: See page 26
pull: See page 22
foot style: Taper or Inset
support finish: CW, BU, SV
grommet color: CW, BU, SV

ORDER EXAMPLE

product #: FD-LC26-2478-5L-F-N
top: M13 Licorice
casing: M13 Licorice
front: M13 Licorice
pull: Wedge, brushed aluminum
foot style: Taper
support finish: SV Silver
grommet color: SV Silver

Options/Notes

Standard Includes

- Order L for left doors or R for right doors
- Order power by replacing * with:
 - ND for non-powered with no flip up access door
 - N for non-powered with flip up access door
 - E1 for single circuit power
 - E4 for 4-circuit power
- Shelving matches casing selection
- Top & side grommets are included with -N, -E1 and -E4 credenzas.
- Grommet color selection applies to both top and side grommets.
- No top or side grommets included with ND credenzas.
- Includes locks

Order Separately

- Order additional electrical parts for powered credenza separately, see page 158

CENTER SHELVES, DOORS & SHELVES, with Feet, 24"D

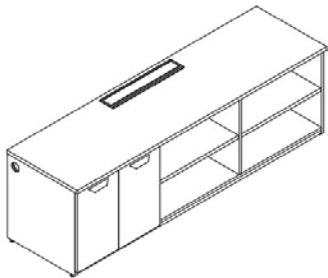


Left doors shown

PART #	HEIGHT	WIDTH	DEPTH	PRICE			
				ND	N	E1	E4
FD-LC26-2478-5L-F*	26"	78"	24"	\$2,885	\$3,263	\$3,647	\$3,509
FD-LC26-2478-5R-F*	26"	78"	24"	\$2,885	\$3,263	\$3,647	\$3,509
FD-LC26-2484-5L-F*	26"	84"	24"	\$3,024	\$3,402	\$3,789	\$3,651
FD-LC26-2484-5R-F*	26"	84"	24"	\$3,024	\$3,402	\$3,789	\$3,651

Three Section Credenza, Center Shelves, Doors & Shelves

with Base



Left doors shown

DESCRIPTION

Three section supporting credenza, 26" high, center shelves, doors & shelves with base.

SPECIFICATION OPTIONS

product #: See charts below
top: See page 26
casing: See page 26
front: See page 26
pull: See page 22
grommet color: CW, BU, SV

ORDER EXAMPLE

product #: FD-LC26-2478-5L-B-N
top: M13 Licorice
casing: M13 Licorice
front: M13 Licorice
pull: Wedge, brushed aluminum
grommet color: SV Silver

Options/Notes

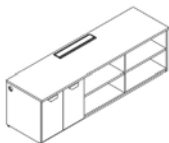
Standard Includes

- Order L for left doors or R for right doors
- Order power by replacing * with:
 - ND for non-powered with no flip up access door
 - N for non-powered with flip up access door
 - E1 for single circuit power
 - E4 for 4-circuit power
- Shelving matches casing selection
- Top & side grommets are included with -N, -E1 and -E4 credenzas.
- Grommet color selection applies to both top and side grommets.
- No top or side grommets included with ND credenzas.
- Includes lock

Order Separately

- Order additional electrical parts for powered credenza separately, see page 158

CENTER SHELVES, DOORS & SHELVES, with Base, 24"D

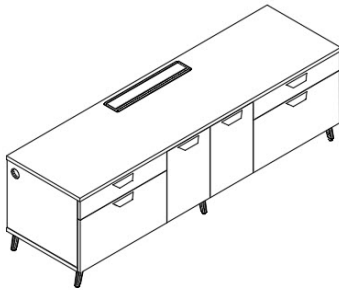


Left doors shown

PART #	HEIGHT	WIDTH	DEPTH	PRICE			
				ND	N	E1	E4
FD-LC26-2478-5L-B*	26"	78"	24"	\$2,889	\$3,264	\$3,652	\$3,511
FD-LC26-2478-5R-B*	26"	78"	24"	\$2,889	\$3,264	\$3,652	\$3,511
FD-LC26-2484-5L-B*	26"	84"	24"	\$3,033	\$3,409	\$3,796	\$3,657
FD-LC26-2484-5R-B*	26"	84"	24"	\$3,033	\$3,409	\$3,796	\$3,657

Three Section Credenza, Center Doors & Drawers

with Feet



DESCRIPTION

Three section supporting credenza, 26" high, center doors & drawers with feet.

SPECIFICATION OPTIONS

product #: See charts below
top: See page 26
casing: See page 26
front: See page 26
pull: See page 22
foot style: Taper or Inset
support finish: CW, BU, SV
grommet color: CW, BU, SV

ORDER EXAMPLE

product #: FD-LC26-2478-6-F-N
top: M13 Licorice
casing: M13 Licorice
front: M13 Licorice
pull: Wedge, brushed aluminum
foot style: Taper
support finish: SV Silver
grommet color: SV Silver

Options/Notes

Standard Includes

- Order power by replacing * with:
 - ND for non-powered with no flip up access door
 - N for non-powered with flip up access door
 - E1 for single circuit power
 - E4 for 4-circuit power
- Shelving matches casing selection
- Top & side grommets are included with -N, -E1 and -E4 credenzas.
- Grommet color selection applies to both top and side grommets.
- No top or side grommets included with ND credenzas.
- Includes locks

Order Separately

- Order additional electrical parts for powered credenza separately, see page 158
- Each lock core will be randomly keyed. Order key-alike separately on page 242

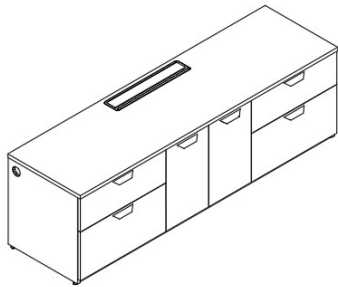
CENTER DOORS & DRAWERS, with Feet, 24"D



PART #	HEIGHT	WIDTH	DEPTH	PRICE			
				ND	N	E1	E4
FD-LC26-2478-6-F*	26"	78"	24"	\$4,515	\$4,890	\$5,278	\$5,140
FD-LC26-2484-6-F*	26"	84"	24"	\$4,666	\$5,040	\$5,429	\$5,291

Three Section Credenza, Center Doors & Drawers

with Base



DESCRIPTION

Three section supporting credenza, 26" high, center doors & drawers with base.

SPECIFICATION OPTIONS

product #: See charts below
top: See page 26
casing: See page 26
front: See page 26
pull: See page 22
grommet color: CW, BU, SV

ORDER EXAMPLE

product #: FD-LC26-2478-6-B-N
top: M13 Licorice
casing: M13 Licorice
front: M13 Licorice
pull: Wedge, brushed aluminum
grommet color: SV Silver

Options/Notes

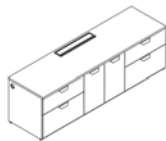
Standard Includes

- Order power by replacing * with:
 - ND for non-powered with no flip up access door
 - N for non-powered with flip up access door
 - E1 for single circuit power
 - E4 for 4-circuit power
- Shelving matches casing selection
- Top & side grommets are included with -N, -E1 and -E4 credenzas.
- Grommet color selection applies to both top and side grommets.
- No top or side grommets included with ND credenzas.
- Includes locks

Order Separately

- Order additional electrical parts for powered credenza separately, see page 158
- Each lock core will be randomly keyed. Order key-alike separately on page 242

CENTER DOORS & DRAWERS, with Base, 24"D



PART #	HEIGHT	WIDTH	DEPTH	PRICE			
				ND	N	E1	E4
FD-LC26-2478-6-B*	26"	78"	24"	\$4,506	\$4,882	\$5,269	\$5,130
FD-LC26-2484-6-B*	26"	84"	24"	\$4,665	\$5,041	\$5,428	\$5,290

Three Section Credenza, Center Doors, Drawers & Shelves

with Feet



Left drawers shown

DESCRIPTION

Three section supporting credenza, 26" high, center doors, drawers & shelves with feet.

SPECIFICATION OPTIONS

product #: See charts below
top: See page 26
casing: See page 26
front: See page 26
pull: See page 22
foot style: Taper or Inset
support finish: CW, BU, SV
grommet color: CW, BU, SV

ORDER EXAMPLE

product #: FD-LC26-2478-7L-F-N
top: M13 Licorice
casing: M13 Licorice
front: M13 Licorice
pull: Wedge, brushed aluminum
foot style: Taper
support finish: SV Silver
grommet color: SV Silver

Options/Notes

Standard Includes

- Order L for left drawer or R for right drawer
- Order power by replacing * with:
 - ND for non-powered with no flip up access door
 - N for non-powered with flip up access door
 - E1 for single circuit power
 - E4 for 4-circuit power
- Shelving matches casing selection
- Top & side grommets are included with -N, -E1 and -E4 credenzas.
- Grommet color selection applies to both top and side grommets.
- No top or side grommets included with ND credenzas.
- Includes locks

Order Separately

- Order additional electrical parts for powered credenza separately, see page 158
- Each lock core will be randomly keyed. Order key-alike separately on page 242

CENTER DOORS, DRAWERS & SHELVES, with Feet, 24"D

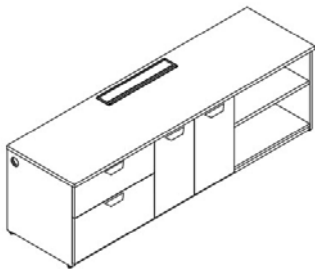


Left drawers shown

PART #	HEIGHT	WIDTH	DEPTH	PRICE			
				ND	N	E1	E4
FD-LC26-2478-7L-F*	26"	78"	24"	\$3,703	\$4,079	\$4,467	\$4,325
FD-LC26-2478-7R-F*	26"	78"	24"	\$3,703	\$4,079	\$4,467	\$4,325
FD-LC26-2484-7L-F*	26"	84"	24"	\$3,846	\$4,222	\$4,610	\$4,470
FD-LC26-2484-7R-F*	26"	84"	24"	\$3,846	\$4,222	\$4,610	\$4,470

Three Section Credenza, Center Doors, Drawers & Shelves

with Base



Left drawers shown

DESCRIPTION

Three section supporting credenza, 26" high, center doors, drawers & shelves with base.

SPECIFICATION OPTIONS

product #: See charts below
top: See page 26
casing: See page 26
front: See page 26
pull: See page 22
grommet color: CW, BU, SV

ORDER EXAMPLE

product #: FD-LC26-2478-7L-B-N
top: M13 Licorice
casing: M13 Licorice
front: M13 Licorice
pull: Wedge, brushed aluminum
grommet color: SV Silver

Options/Notes

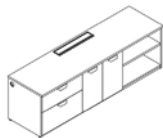
Standard Includes

- Order L for left drawer or R for right drawer
- Order power by replacing * with:
 - ND for non-powered with no flip up access door
 - N for non-powered with flip up access door
 - E1 for single circuit power
 - E4 for 4-circuit power
- Shelving matches casing selection
- Top & side grommets are included with -N, -E1 and -E4 credenzas.
- Grommet color selection applies to both top and side grommets.
- No top or side grommets included with ND credenzas.
- Includes locks

Order Separately

- Order additional electrical parts for powered credenza separately, see page 158
- Each lock core will be randomly keyed. Order key-alike separately on page 242

CENTER DOORS, DRAWERS & SHELVES, with Base, 24"D

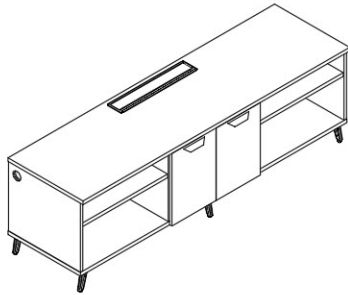


Left drawers shown

PART #	HEIGHT	WIDTH	DEPTH	PRICE			
				ND	N	E1	E4
FD-LC26-2478-7L-B*	26"	78"	24"	\$3,679	\$4,055	\$4,442	\$4,302
FD-LC26-2478-7R-B*	26"	78"	24"	\$3,679	\$4,055	\$4,442	\$4,302
FD-LC26-2484-7L-B*	26"	84"	24"	\$3,830	\$4,207	\$4,594	\$4,454
FD-LC26-2484-7R-B*	26"	84"	24"	\$3,830	\$4,207	\$4,594	\$4,454

Three Section Credenza, Center Doors & Shelves

with Feet



DESCRIPTION

Three section supporting credenza, 26" high, center doors and shelves with feet.

SPECIFICATION OPTIONS

product #: See charts below
top: See page 26
casing: See page 26
front: See page 26
pull: See page 22
foot style: Taper or Inset
support finish: CW, BU, SV
grommet color: CW, BU, SV

ORDER EXAMPLE

product #: FD-LC26-2478-8-F-N
top: M13 Licorice
casing: M13 Licorice
front: M13 Licorice
pull: Wedge, brushed aluminum
foot style: Taper
support finish: SV Silver
grommet color: SV Silver

Options/Notes

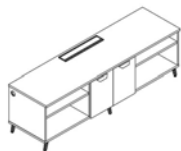
Standard Includes

- Order power by replacing * with:
 - ND for non-powered with no flip up access door
 - N for non-powered with flip up access door
 - E1 for single circuit power
 - E4 for 4-circuit power
- Shelving matches casing selection
- Top & side grommets are included with -N, -E1 and -E4 credenzas.
- Grommet color selection applies to both top and side grommets.
- No top or side grommets included with ND credenzas.
- Includes lock

Order Separately

- Order additional electrical parts for powered credenza separately, see page 158

CENTER DOORS & SHELVES, with Feet, 24"D

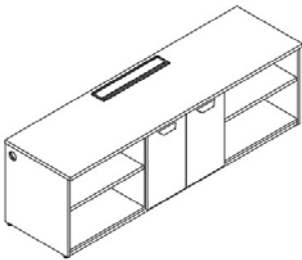


PART #	HEIGHT	WIDTH	DEPTH	PRICE			
				ND	N	E1	E4
FD-LC26-2478-8-F*	26"	78"	24"	\$2,885	\$3,263	\$3,647	\$3,509
FD-LC26-2484-8-F*	26"	84"	24"	\$3,024	\$3,402	\$3,789	\$3,651

L drawers shown

Three Section Credenza, Center Doors & Shelves

with Base



DESCRIPTION

Three section supporting credenza, 26" high, center doors and shelves with base.

SPECIFICATION OPTIONS

product #: See charts below
top: See page 26
casing: See page 26
front: See page 26
pull: See page 22
grommet color: CW, BU, SV

ORDER EXAMPLE

product #: FD-LC26-2478-8-B-N
top: M13 Licorice
casing: M13 Licorice
front: M13 Licorice
pull: Wedge, brushed aluminum
grommet color: SV Silver

Options/Notes

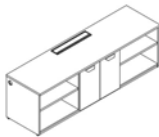
Standard Includes

- Order power by replacing * with:
 - ND for non-powered with no flip up access door
 - N for non-powered with flip up access door
 - E1 for single circuit power
 - E4 for 4-circuit power
- Shelving matches casing selection
- Top & side grommets are included with -N, -E1 and -E4 credenzas.
- Grommet color selection applies to both top and side grommets.
- No top or side grommets included with ND credenzas.
- Includes lock

Order Separately

- Order additional electrical parts for powered credenza separately, see page 158

CENTER DOORS & SHELVES, with Base, 24"D



PART #	HEIGHT	WIDTH	DEPTH	PRICE			
				ND	N	E1	E4
FD-LC26-2478-8-B*	26"	78"	24"	\$2,850	\$3,228	\$3,614	\$3,476
FD-LC26-2484-8-B*	26"	84"	24"	\$2,996	\$3,373	\$3,760	\$3,620

Three Section Credenza, Open Shelf & Double Drawers

with Feet



Right drawers shown

DESCRIPTION

Three section supporting credenza, 26" high, open shelf & double drawers with feet.

SPECIFICATION OPTIONS

product #: See charts below
top: See page 26
casing: See page 26
front: See page 26
pull: See page 22
foot style: Taper or Inset
support finish: CW, BU, SV
grommet color: CW, BU, SV

ORDER EXAMPLE

product #: FD-LC26-2478-9L-F-N
top: M13 Licorice
casing: M13 Licorice
front: M13 Licorice
pull: Wedge, brushed aluminum
foot style: Taper
support finish: SV Silver
grommet color: SV Silver

Options/Notes

Standard Includes

- Order L for left drawers, or R for right drawer
- Order power by replacing * with:
 - ND for non-powered with no flip up access door
 - N for non-powered with flip up access door
 - E1 for single circuit power
 - E4 for 4-circuit power
- Shelving matches casing selection
- Top & side grommets are included with -N, -E1 and -E4 credenzas.
- Grommet color selection applies to both top and side grommets.
- No top or side grommets included with ND credenzas.
- Includes locks

Order Separately

- Order additional electrical parts for powered credenza separately, see page 158
- Each lock core will be randomly keyed. Order key-alike separately on page 242

OPEN SHELF & DOUBLE DRAWERS, with Feet, 24"D

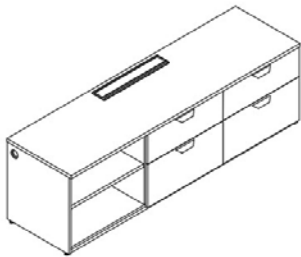


Right drawers shown

PART #	HEIGHT	WIDTH	DEPTH	PRICE			
				ND	N	E1	E4
FD-LC26-2478-9L-F*	26"	78"	24"	\$4,137	\$4,511	\$4,978	\$4,840
FD-LC26-2478-9R-F*	26"	78"	24"	\$4,137	\$4,511	\$4,978	\$4,840
FD-LC26-2484-9L-F*	26"	84"	24"	\$4,272	\$4,647	\$5,114	\$4,976
FD-LC26-2484-9R-F*	26"	84"	24"	\$4,272	\$4,647	\$5,114	\$4,976

Three Section Credenza, Open Shelf & Double Drawers

with Base



Right drawers shown

DESCRIPTION

Three section supporting credenza, 26" high, open shelf & double drawers with base.

SPECIFICATION OPTIONS

product #: See charts below
top: See page 26
casing: See page 26
front: See page 26
pull: See page 22
grommet color: CW, BU, SV

ORDER EXAMPLE

product #: FD-LC26-2478-9L-B-N
top: M13 Licorice
casing: M13 Licorice
front: M13 Licorice
pull: Wedge, brushed aluminum
grommet color: SV Silver

Options/Notes

Standard Includes

- Order L for left drawers, or R for right drawer
- Order power by replacing * with:
 - ND for non-powered with no flip up access door
 - N for non-powered with flip up access door
 - E1 for single circuit power
 - E4 for 4-circuit power
- Shelving matches casing selection
- Top & side grommets are included with -N, -E1 and -E4 credenzas.
- Grommet color selection applies to both top and side grommets.
- No top or side grommets included with ND credenzas.
- Includes locks

Order Separately

- Order additional electrical parts for powered credenza separately, see page 158
- Each lock core will be randomly keyed. Order key-alike separately on page 242

OPEN SHELF & DOUBLE DRAWERS, with Base, 24"D



Right drawers shown

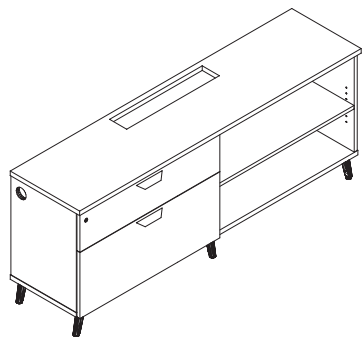
PART #	HEIGHT	WIDTH	DEPTH	PRICE			
				ND	N	E1	E4
FD-LC26-2478-9L-B*	26"	78"	24"	\$4,124	\$4,761	\$4,886	\$4,748
FD-LC26-2478-9R-B*	26"	78"	24"	\$4,124	\$4,761	\$4,886	\$4,748
FD-LC26-2484-9L-B*	26"	84"	24"	\$4,272	\$4,726	\$5,035	\$4,896
FD-LC26-2484-9R-B*	26"	84"	24"	\$4,272	\$4,726	\$5,035	\$4,896

CREDENZAS

29" HIGH - 2 SECTION

Two Section Credenza, Drawers & Shelves

with Feet



Left drawers shown

DESCRIPTION

Two section credenza, 29" high, drawers & shelves with feet

SPECIFICATION OPTIONS

product #: See charts below
top: See page 26
casing: See page 26
front: See page 26
pull: See page 22
foot style: Taper or Inset
support finish: CW, BU, SV
grommet color: CW, BU, SV

ORDER EXAMPLE

product #: FD-LC29-1836-1L-F-N
top: M13 Licorice
casing: M13 Licorice
front: M13 Licorice
pull: Wedge, brushed aluminum
foot style: Taper
support finish: SV Silver
grommet color: SV Silver

Options/Notes

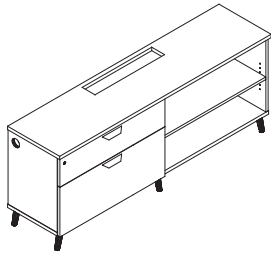
Standard Includes

- Order L for left drawer, or R for right drawer
- Order power by replacing * with:
 - ND for non-powered with no flip up access door
 - N for non-powered with flip up access door
 - E1 for single circuit power
 - E4 for 4-circuit power
- Shelving matches casing selection
- Top & side grommets are included with -N, -E1 and -E4 credenzas.
- Grommet color selection applies to both top and side grommets.
- No top or side grommets included with ND credenzas.
- Includes lock

Order Separately

- Order additional electrical parts for powered credenza separately, see page 158

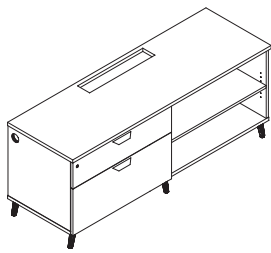
DRAWERS & SHELVES, with Feet, 18"D



Left drawers shown

PART #	HEIGHT	WIDTH	DEPTH	PRICE			
				ND	N	E1	E4
FD-LC29-1836-1L-F-*	29"	36"	18"	\$2,103	\$2,445	\$2,833	\$2,694
FD-LC29-1836-1R-F-*	29"	36"	18"	\$2,103	\$2,445	\$2,833	\$2,694
FD-LC29-1842-1L-F-*	29"	42"	18"	\$2,222	\$2,563	\$2,952	\$2,813
FD-LC29-1842-1R-F-*	29"	42"	18"	\$2,222	\$2,563	\$2,952	\$2,813
FD-LC29-1848-1L-F-*	29"	48"	18"	\$2,377	\$2,718	\$3,107	\$2,967
FD-LC29-1848-1R-F-*	29"	48"	18"	\$2,377	\$2,718	\$3,107	\$2,967
FD-LC29-1854-1L-F-*	29"	54"	18"	\$2,465	\$2,806	\$3,193	\$3,055
FD-LC29-1854-1R-F-*	29"	54"	18"	\$2,465	\$2,806	\$3,193	\$3,055
FD-LC29-1860-1L-F-*	29"	60"	18"	\$2,425	\$2,767	\$3,155	\$3,017
FD-LC29-1860-1R-F-*	29"	60"	18"	\$2,425	\$2,767	\$3,155	\$3,017
FD-LC29-1866-1L-F-*	29"	66"	18"	\$2,751	\$3,090	\$3,480	\$3,340
FD-LC29-1866-1R-F-*	29"	66"	18"	\$2,751	\$3,090	\$3,480	\$3,340
FD-LC29-1872-1L-F-*	29"	72"	18"	\$2,893	\$3,235	\$3,621	\$3,482
FD-LC29-1872-1R-F-*	29"	72"	18"	\$2,893	\$3,235	\$3,621	\$3,482

DRAWERS & SHELVES, with Feet, 24"D

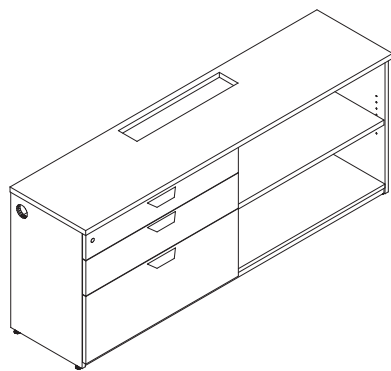


Left drawers shown

PART #	HEIGHT	WIDTH	DEPTH	PRICE			
				ND	N	E1	E4
FD-LC29-2436-1L-F-*	29"	36"	24"	\$2,096	\$2,437	\$2,825	\$2,686
FD-LC29-2436-1R-F-*	29"	36"	24"	\$2,096	\$2,437	\$2,825	\$2,686
FD-LC29-2442-1L-F-*	29"	42"	24"	\$2,234	\$2,575	\$2,962	\$2,824
FD-LC29-2442-1R-F-*	29"	42"	24"	\$2,234	\$2,575	\$2,962	\$2,824
FD-LC29-2448-1L-F-*	29"	48"	24"	\$2,372	\$2,713	\$3,101	\$2,961
FD-LC29-2448-1R-F-*	29"	48"	24"	\$2,372	\$2,713	\$3,101	\$2,961
FD-LC29-2454-1L-F-*	29"	54"	24"	\$2,509	\$2,850	\$3,239	\$3,100
FD-LC29-2454-1R-F-*	29"	54"	24"	\$2,509	\$2,850	\$3,239	\$3,100
FD-LC29-2460-1L-F-*	29"	60"	24"	\$2,647	\$2,988	\$3,376	\$3,237
FD-LC29-2460-1R-F-*	29"	60"	24"	\$2,647	\$2,988	\$3,376	\$3,237
FD-LC29-2466-1L-F-*	29"	66"	24"	\$3,127	\$3,468	\$3,855	\$3,716
FD-LC29-2466-1R-F-*	29"	66"	24"	\$3,127	\$3,468	\$3,855	\$3,716
FD-LC29-2472-1L-F-*	29"	72"	24"	\$3,296	\$3,635	\$4,025	\$3,884
FD-LC29-2472-1R-F-*	29"	72"	24"	\$3,296	\$3,635	\$4,025	\$3,884

Two Section Credenza, Drawers & Shelves

with Base



Left drawers shown

DESCRIPTION

Two section credenza, 29" drawers & shelves with base.

SPECIFICATION OPTIONS

product #: See charts below
top: See page 26
casing: See page 26
front: See page 26
pull: See page 22
grommet color: CW, BU, SV

ORDER EXAMPLE

product #: FD-LC29-1836-1L-B-N
top: M13 Licorice
casing: M13 Licorice
front: M13 Licorice
pull: Wedge, brushed aluminum
grommet color: SV Silver

Options/Notes

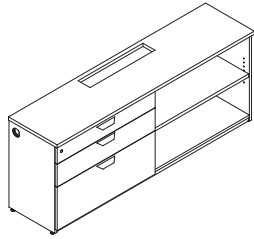
Standard Includes

- Order L for left drawer, or R for right drawer
- Order power by replacing * with:
 - ND for non-powered with no flip up access door
 - N for non-powered with flip up access door
 - E1 for single circuit power
 - E4 for 4-circuit power
- Shelving matches casing selection
- Top & side grommets are included with -N, -E1 and -E4 credenzas.
- Grommet color selection applies to both top and side grommets.
- No top or side grommets included with ND credenzas.
- Includes lock

Order Separately

- Order additional electrical parts for powered credenza separately, see page 158

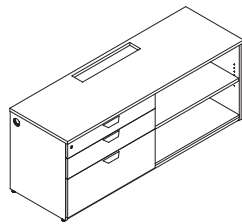
DRAWERS & SHELVES, with Base, 18"D



L drawers shown

PART #	HEIGHT	WIDTH	DEPTH	PRICE			
				ND	N	E1	E4
FD-LC29-1836-1L-B-*	29"	36"	18"	\$2,090	\$2,465	\$2,851	\$2,712
FD-LC29-1836-1R-B-*	29"	36"	18"	\$2,090	\$2,465	\$2,851	\$2,712
FD-LC29-1842-1L-B-*	29"	42"	18"	\$2,212	\$2,584	\$2,971	\$2,833
FD-LC29-1842-1R-B-*	29"	42"	18"	\$2,212	\$2,584	\$2,971	\$2,833
FD-LC29-1848-1L-B-*	29"	48"	18"	\$2,367	\$2,741	\$3,127	\$2,988
FD-LC29-1848-1R-B-*	29"	48"	18"	\$2,367	\$2,741	\$3,127	\$2,988
FD-LC29-1854-1L-B-*	29"	54"	18"	\$2,473	\$2,846	\$3,232	\$3,093
FD-LC29-1854-1R-B-*	29"	54"	18"	\$2,473	\$2,846	\$3,232	\$3,093
FD-LC29-1860-1L-B-*	29"	60"	18"	\$2,632	\$3,005	\$3,392	\$3,252
FD-LC29-1860-1R-B-*	29"	60"	18"	\$2,632	\$3,005	\$3,392	\$3,252
FD-LC29-1866-1L-B-*	29"	66"	18"	\$2,792	\$3,166	\$3,552	\$3,414
FD-LC29-1866-1R-B-*	29"	66"	18"	\$2,792	\$3,166	\$3,552	\$3,414
FD-LC29-1872-1L-B-*	29"	72"	18"	\$2,951	\$3,324	\$3,712	\$3,573
FD-LC29-1872-1R-B-*	29"	72"	18"	\$2,951	\$3,324	\$3,712	\$3,573

DRAWERS & SHELVES, with Base, 24"D

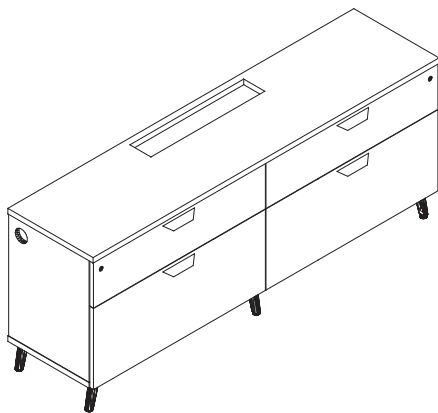


L drawers shown

PART #	HEIGHT	WIDTH	DEPTH	PRICE			
				ND	N	E1	E4
FD-LC29-2436-1L-B-*	29"	36"	24"	\$2,089	\$2,464	\$2,850	\$2,711
FD-LC29-2436-1R-B-*	29"	36"	24"	\$2,089	\$2,464	\$2,850	\$2,711
FD-LC29-2442-1L-B-*	29"	42"	24"	\$2,240	\$2,614	\$3,001	\$2,862
FD-LC29-2442-1R-B-*	29"	42"	24"	\$2,240	\$2,614	\$3,001	\$2,862
FD-LC29-2448-1L-B-*	29"	48"	24"	\$2,391	\$2,765	\$3,153	\$3,011
FD-LC29-2448-1R-B-*	29"	48"	24"	\$2,391	\$2,765	\$3,153	\$3,011
FD-LC29-2454-1L-B-*	29"	54"	24"	\$2,541	\$2,916	\$3,303	\$3,162
FD-LC29-2454-1R-B-*	29"	54"	24"	\$2,541	\$2,916	\$3,303	\$3,162
FD-LC29-2460-1L-B-*	29"	60"	24"	\$2,693	\$3,066	\$3,454	\$3,313
FD-LC29-2460-1R-B-*	29"	60"	24"	\$2,693	\$3,066	\$3,454	\$3,313
FD-LC29-2466-1L-B-*	29"	66"	24"	\$3,254	\$3,627	\$4,013	\$3,874
FD-LC29-2466-1R-B-*	29"	66"	24"	\$3,254	\$3,627	\$4,013	\$3,874
FD-LC29-2472-1L-B-*	29"	72"	24"	\$3,443	\$3,815	\$4,200	\$4,061
FD-LC29-2472-1R-B-*	29"	72"	24"	\$3,443	\$3,815	\$4,200	\$4,061

Two Section Credenza, Drawers & Drawers

with Feet



DESCRIPTION

Two section credenza, 29" high, drawers & drawers with feet.

SPECIFICATION OPTIONS

product #: See charts below
top: See page 26
casing: See page 26
front: See page 26
pull: See page 22
foot style: Taper or Inset
support finish: CW, BU, SV
grommet color: CW, BU, SV

ORDER EXAMPLE

product #: FD-LC29-1836-2-F-N
top: M13 Licorice
casing: M13 Licorice
front: M13 Licorice
pull: Wedge, brushed aluminum
foot style: Taper
support finish: SV Silver
grommet color: SV Silver

Options/Notes

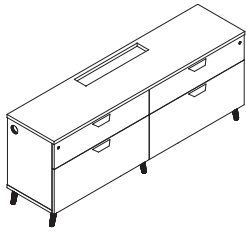
Standard Includes

- Order power by replacing * with:
 - ND for non-powered with no flip up access door
 - N for non-powered with flip up access door
 - E1 for single circuit power
 - E4 for 4-circuit power
- Top & side grommets are included with -N, -E1 and -E4 credenzas.
- Grommet color selection applies to both top and side grommets.
- No top or side grommets included with ND credenzas.
- Includes locks

Order Separately

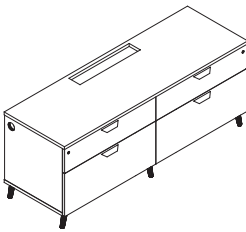
- Order additional electrical parts for powered credenza separately, see page 158.
- Each lock core will be randomly keyed. Order key-alike separately on page 242

DRAWERS & DRAWERS, with Feet, 18"D



PART #	HEIGHT	WIDTH	DEPTH	PRICE			
				ND	N	E1	E4
FD-LC29-1836-2-F-*	29"	36"	18"	\$2,834	\$3,186	\$3,529	\$3,390
FD-LC29-1842-2-F-*	29"	42"	18"	\$3,050	\$3,401	\$3,744	\$3,606
FD-LC29-1848-2-F-*	29"	48"	18"	\$3,247	\$3,600	\$3,943	\$3,804
FD-LC29-1854-2-F-*	29"	54"	18"	\$3,316	\$3,667	\$4,010	\$3,872
FD-LC29-1860-2-F-*	29"	60"	18"	\$3,493	\$3,845	\$4,187	\$4,049
FD-LC29-1866-2-F-*	29"	66"	18"	\$3,668	\$4,022	\$4,365	\$4,225
FD-LC29-1872-2-F-*	29"	72"	18"	\$3,796	\$4,150	\$4,493	\$4,352

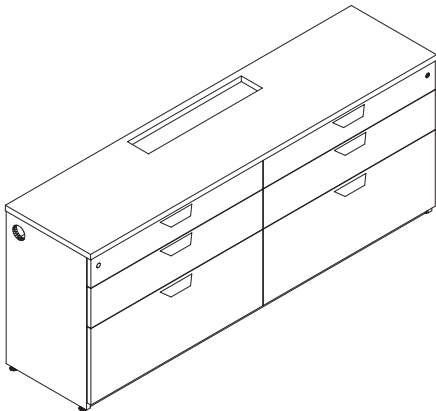
DRAWERS & DRAWERS, with Feet, 24"D



PART #	HEIGHT	WIDTH	DEPTH	PRICE			
				ND	N	E1	E4
FD-LC29-2436-2-F-*	29"	36"	24"	\$2,970	\$3,320	\$3,665	\$3,526
FD-LC29-2442-2-F-*	29"	42"	24"	\$3,143	\$3,495	\$3,838	\$3,699
FD-LC29-2448-2-F-*	29"	48"	24"	\$3,449	\$3,800	\$4,145	\$4,006
FD-LC29-2454-2-F-*	29"	54"	24"	\$3,704	\$4,056	\$4,400	\$4,260
FD-LC29-2460-2-F-*	29"	60"	24"	\$3,861	\$4,212	\$4,555	\$4,416
FD-LC29-2466-2-F-*	29"	66"	24"	\$4,127	\$4,479	\$4,821	\$4,683
FD-LC29-2472-2-F-*	29"	72"	24"	\$4,271	\$4,621	\$4,967	\$4,827

Two Section Credenza, Drawers & Drawers

with Base



DESCRIPTION

Two section credenza, 29" high, drawers & drawers with base.

SPECIFICATION OPTIONS

product #: See charts below
top: See page 26
casing: See page 26
front: See page 26
pull: See page 22
grommet color: CW, BU, SV

ORDER EXAMPLE

product #: FD-LC29-1836-2-B-N
top: M13 Licorice
casing: M13 Licorice
front: M13 Licorice
pull: Wedge, brushed aluminum
grommet color: SV silver

Options/Notes

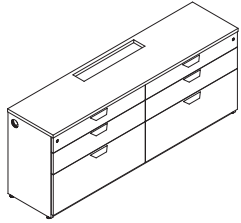
Standard Includes

- Order power by replacing * with:
 - ND for non-powered with no flip up access door
 - N for non-powered with flip up access door
 - E1 for single circuit power
 - E4 for 4-circuit power
- Top & side grommets are included with -N, -E1 and -E4 credenzas.
- Grommet color selection applies to both top and side grommets.
- No top or side grommets included with ND credenzas.
- Includes locks

Order Separately

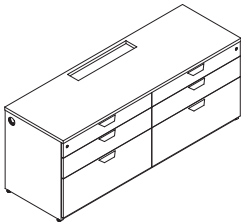
- Order additional electrical parts for powered credenza separately, see page 158
- Each lock core will be randomly keyed. Order key-alike separately on page 242

DRAWERS & DRAWERS, with Base, 18"D



PART #	HEIGHT	WIDTH	DEPTH	PRICE			
				ND	N	E1	E4
FD-LC29-1836-2-B-*	29"	36"	18"	\$2,811	\$3,123	\$3,509	\$3,370
FD-LC29-1842-2-B-*	29"	42"	18"	\$3,068	\$3,382	\$3,769	\$3,631
FD-LC29-1848-2-B-*	29"	48"	18"	\$3,266	\$3,580	\$3,967	\$3,826
FD-LC29-1854-2-B-*	29"	54"	18"	\$3,362	\$3,673	\$4,060	\$3,921
FD-LC29-1860-2-B-*	29"	60"	18"	\$3,575	\$3,888	\$4,275	\$4,135
FD-LC29-1866-2-B-*	29"	66"	18"	\$3,767	\$4,081	\$4,468	\$4,329
FD-LC29-1872-2-B-*	29"	72"	18"	\$3,970	\$4,285	\$4,671	\$4,532

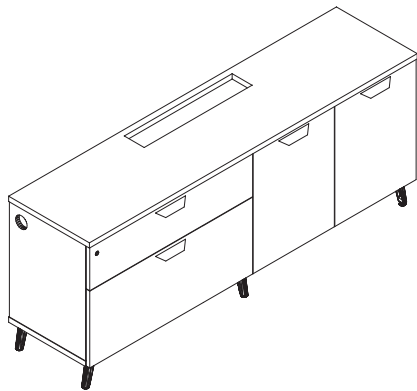
DRAWERS & DRAWERS, with Base, 24"D



PART #	HEIGHT	WIDTH	DEPTH	PRICE			
				ND	N	E1	E4
FD-LC29-2436-2-B-*	29"	36"	24"	\$2,969	\$3,281	\$3,667	\$3,528
FD-LC29-2442-2-B-*	29"	42"	24"	\$3,160	\$3,473	\$3,861	\$3,720
FD-LC29-2448-2-B-*	29"	48"	24"	\$3,261	\$3,575	\$3,962	\$3,823
FD-LC29-2454-2-B-*	29"	54"	24"	\$3,759	\$4,073	\$4,459	\$4,321
FD-LC29-2460-2-B-*	29"	60"	24"	\$3,996	\$4,309	\$4,695	\$4,555
FD-LC29-2466-2-B-*	29"	66"	24"	\$4,232	\$4,545	\$4,932	\$4,792
FD-LC29-2472-2-B-*	29"	72"	24"	\$4,468	\$4,781	\$5,168	\$5,028

Two Section Credenza, Drawers & Doors

with Feet



Left drawers shown

DESCRIPTION

Two section credenza, 29" high, drawers & doors.

SPECIFICATION OPTIONS

product #: See charts below
top: See page 26
casing: See page 26
front: See page 26
pull: See page 22
foot style: Taper or Inset
support finish: CW, BU, SV
grommet color: CW, BU, SV

ORDER EXAMPLE

product #: FD-LC29-1836-3L-F-N
top: M13 Licorice
casing: M13 Licorice
front: M13 Licorice
pull: Wedge, brushed aluminum
foot style: Taper
support finish: SV Silver
grommet color: SV Silver

Options/Notes

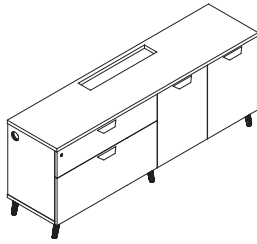
Standard Includes

- Order L for left drawer, or R for right drawer
- Order power by replacing * with:
 - ND for non-powered with no flip up access door
 - N for non-powered with flip up access door
 - E1 for single circuit power
 - E4 for 4-circuit power
- Shelving matches casing selection
- Top & side grommets are included with -N, -E1 and -E4 credenzas.
- Grommet color selection applies to both top and side grommets.
- No top or side grommets included with ND credenzas.
- Includes locks

Order Separately

- Order additional electrical parts for powered credenza separately, see page 158
- Each lock core will be randomly keyed. Order key-alike separately on page 242

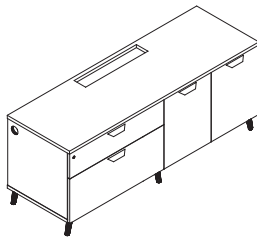
DRAWERS & DOORS, with Feet, 18"D



Left drawers shown

PART #	HEIGHT	WIDTH	DEPTH	PRICE			
				ND	N	E1	E4
FD-LC29-1836-3L-F-*	29"	36"	18"	\$2,458	\$2,812	\$3,188	\$3,048
FD-LC29-1836-3R-F-*	29"	36"	18"	\$2,458	\$2,812	\$3,188	\$3,048
FD-LC29-1842-3L-F-*	29"	42"	18"	\$2,581	\$2,931	\$3,310	\$3,169
FD-LC29-1842-3R-F-*	29"	42"	18"	\$2,581	\$2,931	\$3,310	\$3,169
FD-LC29-1848-3L-F-*	29"	48"	18"	\$2,744	\$3,097	\$3,473	\$3,333
FD-LC29-1848-3R-F-*	29"	48"	18"	\$2,744	\$3,097	\$3,473	\$3,333
FD-LC29-1854-3L-F-*	29"	54"	18"	\$2,852	\$3,206	\$3,582	\$3,443
FD-LC29-1854-3R-F-*	29"	54"	18"	\$2,852	\$3,206	\$3,582	\$3,443
FD-LC29-1860-3L-F-*	29"	60"	18"	\$3,007	\$3,357	\$3,734	\$3,596
FD-LC29-1860-3R-F-*	29"	60"	18"	\$3,007	\$3,357	\$3,734	\$3,596
FD-LC29-1866-3L-F-*	29"	66"	18"	\$3,169	\$3,522	\$3,898	\$3,759
FD-LC29-1866-3R-F-*	29"	66"	18"	\$3,169	\$3,522	\$3,898	\$3,759
FD-LC29-1872-3L-F-*	29"	72"	18"	\$3,322	\$3,674	\$4,052	\$3,910
FD-LC29-1872-3R-F-*	29"	72"	18"	\$3,322	\$3,674	\$4,052	\$3,910

DRAWERS & DOORS, with Feet, 24"D

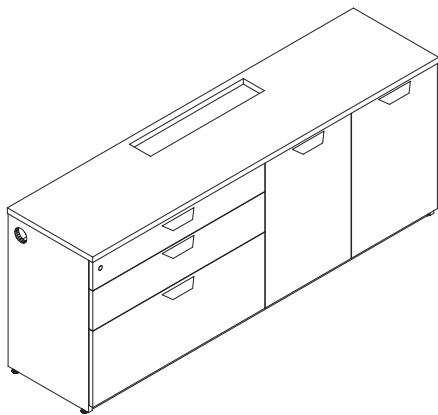


Left drawers shown

PART #	HEIGHT	WIDTH	DEPTH	PRICE			
				ND	N	E1	E4
FD-LC29-2436-3L-F-*	29"	36"	24"	\$2,584	\$2,936	\$3,312	\$3,172
FD-LC29-2436-3R-F-*	29"	36"	24"	\$2,584	\$2,936	\$3,312	\$3,172
FD-LC29-2442-3L-F-*	29"	42"	24"	\$2,758	\$3,110	\$3,486	\$3,346
FD-LC29-2442-3R-F-*	29"	42"	24"	\$2,758	\$3,110	\$3,486	\$3,346
FD-LC29-2448-3L-F-*	29"	48"	24"	\$2,987	\$3,340	\$3,716	\$3,576
FD-LC29-2448-3R-F-*	29"	48"	24"	\$2,987	\$3,340	\$3,716	\$3,576
FD-LC29-2454-3L-F-*	29"	54"	24"	\$3,178	\$3,529	\$3,905	\$3,766
FD-LC29-2454-3R-F-*	29"	54"	24"	\$3,178	\$3,529	\$3,905	\$3,766
FD-LC29-2460-3L-F-*	29"	60"	24"	\$3,356	\$3,708	\$4,084	\$3,946
FD-LC29-2460-3R-F-*	29"	60"	24"	\$3,356	\$3,708	\$4,084	\$3,946
FD-LC29-2466-3L-F-*	29"	66"	24"	\$3,547	\$3,898	\$4,275	\$4,135
FD-LC29-2466-3R-F-*	29"	66"	24"	\$3,547	\$3,898	\$4,275	\$4,135
FD-LC29-2472-3L-F-*	29"	72"	24"	\$3,725	\$4,078	\$4,453	\$4,314
FD-LC29-2472-3R-F-*	29"	72"	24"	\$3,725	\$4,078	\$4,453	\$4,314

Two Section Credenza, Drawers & Doors

with Base



Left drawers shown

DESCRIPTION

Two section credenza, 29" high, drawers and doors with base.

SPECIFICATION OPTIONS

product #: See charts below
top: See page 26
casing: See page 26
front: See page 26
pull: See page 22
grommet color: CW, BU, SV

ORDER EXAMPLE

product #: FD-LC29-1836-3L-B-N
top: M13 Licorice
casing: M13 Licorice
front: M13 Licorice
pull: Wedge, brushed aluminum
grommet color: SV Silver

Options/Notes

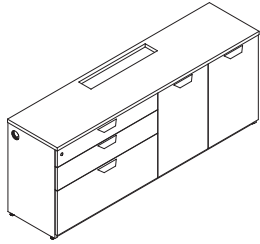
Standard Includes

- Order L for left drawer, or R for right drawer
- Order power by replacing * with:
 - ND for non-powered with no flip up access door
 - N for non-powered with flip up access door
 - E1 for single circuit power
 - E4 for 4-circuit power
- Shelving matches casing selection
- Top & side grommets are included with -N, -E1 and -E4 credenzas.
- Grommet color selection applies to both top and side grommets.
- No top or side grommets included with ND credenzas.
- Includes locks

Order Separately

- Order additional electrical parts for powered credenza separately, see page 158
- Each lock core will be randomly keyed. Order key-alike separately on page 242

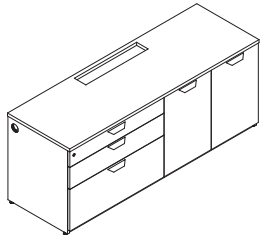
DRAWERS & DOORS, with Base, 18"D



Left drawers shown

PART #	HEIGHT	WIDTH	DEPTH	PRICE			
				ND	N	E1	E4
FD-LC29-1836-3L-B-*	29"	36"	18"	\$2,445	\$2,829	\$3,179	\$3,040
FD-LC29-1836-3R-B-*	29"	36"	18"	\$2,445	\$2,829	\$3,179	\$3,040
FD-LC29-1842-3L-B-*	29"	42"	18"	\$2,590	\$2,975	\$3,322	\$3,184
FD-LC29-1842-3R-B-*	29"	42"	18"	\$2,590	\$2,975	\$3,322	\$3,184
FD-LC29-1848-3L-B-*	29"	48"	18"	\$2,759	\$3,143	\$3,493	\$3,352
FD-LC29-1848-3R-B-*	29"	48"	18"	\$2,759	\$3,143	\$3,493	\$3,352
FD-LC29-1854-3L-B-*	29"	54"	18"	\$2,890	\$3,273	\$3,621	\$3,482
FD-LC29-1854-3R-B-*	29"	54"	18"	\$2,890	\$3,273	\$3,621	\$3,482
FD-LC29-1860-3L-B-*	29"	60"	18"	\$3,061	\$3,445	\$3,793	\$3,654
FD-LC29-1860-3R-B-*	29"	60"	18"	\$3,061	\$3,445	\$3,793	\$3,654
FD-LC29-1866-3L-B-*	29"	66"	18"	\$3,246	\$3,631	\$3,979	\$3,839
FD-LC29-1866-3R-B-*	29"	66"	18"	\$3,246	\$3,631	\$3,979	\$3,839
FD-LC29-1872-3L-B-*	29"	72"	18"	\$3,368	\$3,753	\$4,101	\$3,962
FD-LC29-1872-3R-B-*	29"	72"	18"	\$3,368	\$3,753	\$4,101	\$3,962

DRAWERS & DOORS, with Base, 24"D

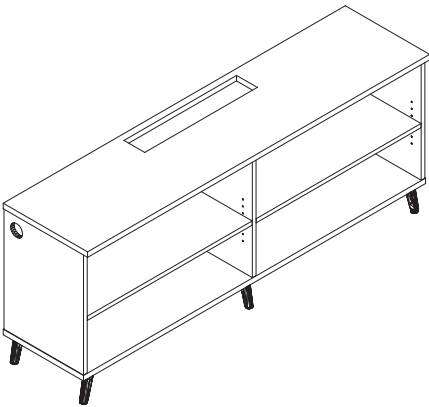


Left drawers shown

PART #	HEIGHT	WIDTH	DEPTH	PRICE			
				ND	N	E1	E4
FD-LC29-2436-3L-B-*	29"	36"	24"	\$2,556	\$2,941	\$3,289	\$3,149
FD-LC29-2436-3R-B-*	29"	36"	24"	\$2,556	\$2,941	\$3,289	\$3,149
FD-LC29-2442-3L-B-*	29"	42"	24"	\$2,777	\$3,161	\$3,509	\$3,370
FD-LC29-2442-3R-B-*	29"	42"	24"	\$2,777	\$3,161	\$3,509	\$3,370
FD-LC29-2448-3L-B-*	29"	48"	24"	\$3,041	\$3,425	\$3,773	\$3,634
FD-LC29-2448-3R-B-*	29"	48"	24"	\$3,041	\$3,425	\$3,773	\$3,634
FD-LC29-2454-3L-B-*	29"	54"	24"	\$3,197	\$3,583	\$3,930	\$3,792
FD-LC29-2454-3R-B-*	29"	54"	24"	\$3,197	\$3,583	\$3,930	\$3,792
FD-LC29-2460-3L-B-*	29"	60"	24"	\$3,455	\$3,839	\$4,187	\$4,048
FD-LC29-2460-3R-B-*	29"	60"	24"	\$3,455	\$3,839	\$4,187	\$4,048
FD-LC29-2466-3L-B-*	29"	66"	24"	\$3,667	\$4,053	\$4,401	\$4,262
FD-LC29-2466-3R-B-*	29"	66"	24"	\$3,667	\$4,053	\$4,401	\$4,262
FD-LC29-2472-3L-B-*	29"	72"	24"	\$3,869	\$4,252	\$4,601	\$4,461
FD-LC29-2472-3R-B-*	29"	72"	24"	\$3,869	\$4,252	\$4,601	\$4,461

Two Section Credenza, Shelves & Shelves

with Feet



DESCRIPTION

Two section credenza, 29" high, shelves and shelves with feet.

SPECIFICATION OPTIONS

product #: See charts below
top: See page26
casing: See page 26
pull: See page 22
foot style: Taper or Inset
support finish: CW, BU, SV
grommet color: CW, BU, SV

ORDER EXAMPLE

product #: FD-LC29-1836-4-F-N
top: M13 Licorice
casing: M13 Licorice
pull: Wedge, brushed aluminum
foot style: Taper
support finish: SV Silver
grommet color: SV Silver

Options/Notes

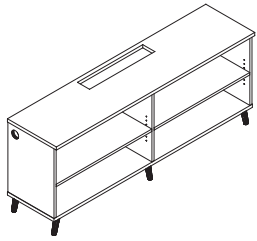
Standard Includes

- Order power by replacing * with:
 - ND for non-powered with no flip up access door
 - N for non-powered with flip up access door
 - E1 for single circuit power
 - E4 for 4-circuit power
 - Shelving matches casing selection
- Top & side grommets are included with -N, -E1 and -E4 credenzas.
- Grommet color selection applies to both top and side grommets.
- No top or side grommets included with ND credenzas.

Order Separately

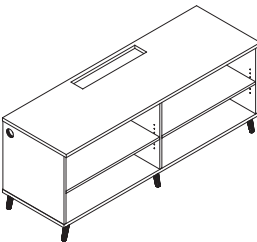
- Order additional electrical parts for powered credenza separately, see page 158

SHELVES & SHELVES, with Feet, 18"D



PART #	HEIGHT	WIDTH	DEPTH	PRICE			
				ND	N	E1	E4
FD-LC29-1836-4-F-*	29"	36"	18"	\$1,340	\$1,715	\$2,102	\$1,962
FD-LC29-1842-4-F-*	29"	42"	18"	\$1,434	\$1,811	\$2,195	\$2,058
FD-LC29-1848-4-F-*	29"	48"	18"	\$1,549	\$1,924	\$2,312	\$2,170
FD-LC29-1854-4-F-*	29"	54"	18"	\$1,663	\$2,037	\$2,424	\$2,285
FD-LC29-1860-4-F-*	29"	60"	18"	\$1,776	\$2,153	\$2,537	\$2,399
FD-LC29-1866-4-F-*	29"	66"	18"	\$1,892	\$2,266	\$2,653	\$2,512
FD-LC29-1872-4-F-*	29"	72"	18"	\$2,005	\$2,379	\$2,766	\$2,628

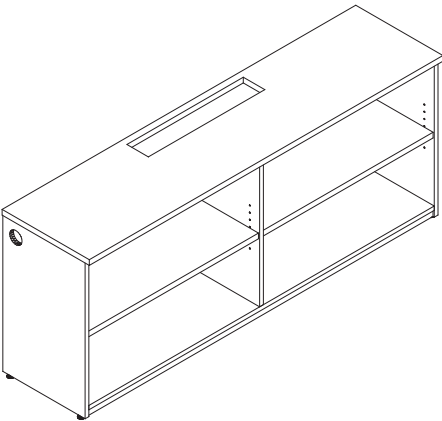
SHELVES & SHELVES, with Feet, 24"D



PART #	HEIGHT	WIDTH	DEPTH	PRICE			
				ND	N	E1	E4
FD-LC29-2436-4-F-*	29"	36"	24"	\$1,558	\$1,932	\$2,319	\$2,180
FD-LC29-2442-4-F-*	29"	42"	24"	\$1,696	\$2,071	\$2,457	\$2,318
FD-LC29-2448-4-F-*	29"	48"	24"	\$1,834	\$2,209	\$2,596	\$2,456
FD-LC29-2454-4-F-*	29"	54"	24"	\$1,972	\$2,347	\$2,733	\$2,594
FD-LC29-2460-4-F-*	29"	60"	24"	\$2,110	\$2,483	\$2,871	\$2,732
FD-LC29-2466-4-F-*	29"	66"	24"	\$2,247	\$2,623	\$3,009	\$2,870
FD-LC29-2472-4-F-*	29"	72"	24"	\$2,386	\$2,760	\$3,147	\$3,008

Two Section Credenza, Shelves & Shelves

with Base



DESCRIPTION

Two section credenza, 29" high, shelves and shelves with base.

SPECIFICATION OPTIONS

product #: See charts below
top: See page 26
casing: See page 26
pull: See page 22
grommet color: CW, BU, SV

ORDER EXAMPLE

product #: FD-LC29-1836-4-B-N
top: M13 Licorice
casing: M13 Licorice
pull: Wedge, brushed aluminum
grommet color: SV Silver

Options/Notes

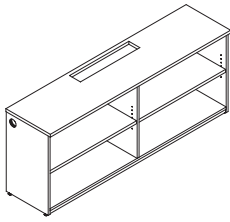
Standard Includes

- Order power by replacing * with:
 - ND for non-powered with no flip up access door
 - N for non-powered with flip up access door
 - E1 for single circuit power
 - E4 for 4-circuit power
- Shelving matches casing selection
- Top & side grommets are included with -N, -E1 and -E4 credenzas.
- Grommet color selection applies to both top and side grommets.
- No top or side grommets included with ND credenzas.

Order Separately

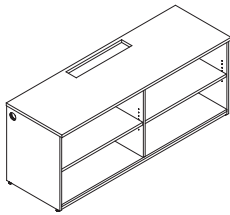
- Order additional electrical parts for powered credenza separately, see page 158

SHELVES & SHELVES, with Base, 18"D



PART #	HEIGHT	WIDTH	DEPTH	PRICE			
				ND	N	E1	E4
FD-LC29-1836-4-B-*	29"	36"	18"	\$1,234	\$1,609	\$1,991	\$1,852
FD-LC29-1842-4-B-*	29"	42"	18"	\$1,332	\$1,706	\$2,087	\$1,949
FD-LC29-1848-4-B-*	29"	48"	18"	\$1,446	\$1,821	\$2,203	\$2,063
FD-LC29-1854-4-B-*	29"	54"	18"	\$1,563	\$1,938	\$2,319	\$2,180
FD-LC29-1860-4-B-*	29"	60"	18"	\$1,680	\$2,052	\$2,435	\$2,295
FD-LC29-1866-4-B-*	29"	66"	18"	\$1,795	\$2,168	\$2,550	\$2,412
FD-LC29-1872-4-B-*	29"	72"	18"	\$1,911	\$2,285	\$2,666	\$2,528

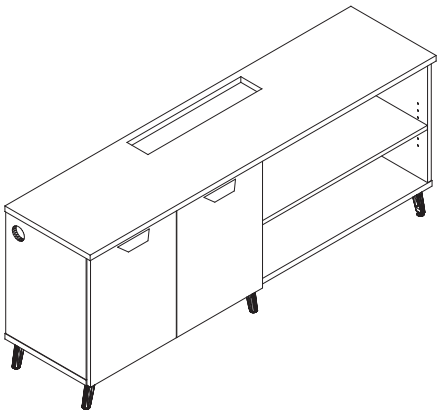
SHELVES & SHELVES, with Base, 24"D



PART #	HEIGHT	WIDTH	DEPTH	PRICE			
				ND	N	E1	E4
FD-LC29-2436-4-B-*	29"	36"	24"	\$1,474	\$1,848	\$2,232	\$2,091
FD-LC29-2442-4-B-*	29"	42"	24"	\$1,614	\$1,989	\$2,371	\$2,233
FD-LC29-2448-4-B-*	29"	48"	24"	\$1,755	\$2,129	\$2,510	\$2,372
FD-LC29-2454-4-B-*	29"	54"	24"	\$1,894	\$2,268	\$2,652	\$2,511
FD-LC29-2460-4-B-*	29"	60"	24"	\$2,035	\$2,407	\$2,791	\$2,652
FD-LC29-2466-4-B-*	29"	66"	24"	\$2,175	\$2,549	\$2,930	\$2,791
FD-LC29-2472-4-B-*	29"	72"	24"	\$2,314	\$2,688	\$3,070	\$2,930

Two Section Credenza, Doors & Shelves

with Feet



Left doors shown

DESCRIPTION

Two section credenza, 29" high, doors and shelves with feet.

SPECIFICATION OPTIONS

product #: See charts below
top: See page 26
casing: See page 26
front: See page 26
pull: See page 22
foot style: Taper or Inset
support finish: CW, BU, SV
grommet color: CW, BU, SV

ORDER EXAMPLE

product #: FD-LC29-1836-5L-F-N
top: M13 Licorice
casing: M13 Licorice
front: M13 Licorice
pull: Wedge, brushed aluminum
foot style: Taper
support finish: SV Silver
grommet color: SV Silver

Options/Notes

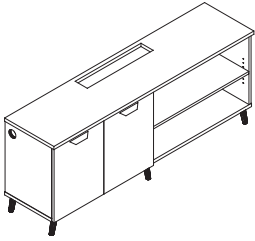
Standard Includes

- Order L for left doors, or R for right doors
- Order power by replacing * with:
 - ND for non-powered with no flip up access door
 - N for non-powered with flip up access door
 - E1 for single circuit power
 - E4 for 4-circuit power
- Shelving matches casing selection
- Top & side grommets are included with -N, -E1 and -E4 credenzas.
- Grommet color selection applies to both top and side grommets.
- No top or side grommets included with ND credenzas.
- Includes locks

Order Separately

- Order additional electrical parts for powered credenza separately, see page 158

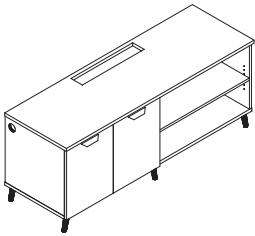
DOORS & SHELVES, with Feet, 18"D



Left doors shown

PART #	HEIGHT	WIDTH	DEPTH	PRICE			
				ND	N	E1	E4
FD-LC29-1836-5L-F-*	29"	36"	18"	\$1,649	\$2,022	\$2,387	\$2,248
FD-LC29-1836-5R-F-*	29"	36"	18"	\$1,649	\$2,022	\$2,387	\$2,248
FD-LC29-1842-5L-F-*	29"	42"	18"	\$1,760	\$2,133	\$2,498	\$2,360
FD-LC29-1842-5R-F-*	29"	42"	18"	\$1,760	\$2,133	\$2,498	\$2,360
FD-LC29-1848-5L-F-*	29"	48"	18"	\$1,878	\$2,254	\$2,616	\$2,478
FD-LC29-1848-5R-F-*	29"	48"	18"	\$1,878	\$2,254	\$2,616	\$2,478
FD-LC29-1854-5L-F-*	29"	54"	18"	\$2,008	\$2,381	\$2,746	\$2,608
FD-LC29-1854-5R-F-*	29"	54"	18"	\$2,008	\$2,381	\$2,746	\$2,608
FD-LC29-1860-5L-F-*	29"	60"	18"	\$2,128	\$2,501	\$2,866	\$2,728
FD-LC29-1860-5R-F-*	29"	60"	18"	\$2,128	\$2,501	\$2,866	\$2,728
FD-LC29-1866-5L-F-*	29"	66"	18"	\$2,258	\$2,630	\$2,996	\$2,856
FD-LC29-1866-5R-F-*	29"	66"	18"	\$2,258	\$2,630	\$2,996	\$2,856
FD-LC29-1872-5L-F-*	29"	72"	18"	\$2,376	\$2,748	\$3,114	\$2,975
FD-LC29-1872-5R-F-*	29"	72"	18"	\$2,376	\$2,748	\$3,114	\$2,975

DOORS & SHELVES, with Feet, 24"D

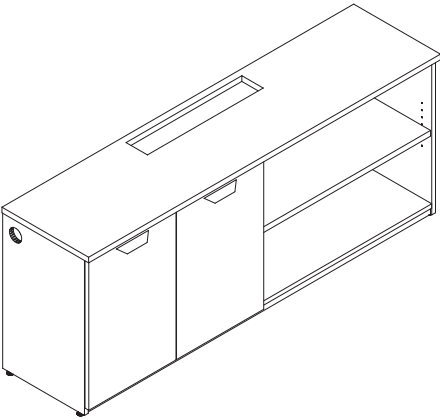


Left doors shown

PART #	HEIGHT	WIDTH	DEPTH	PRICE			
				ND	N	E1	E4
FD-LC29-2436-5L-F-*	29"	36"	24"	\$1,866	\$2,240	\$2,604	\$2,466
FD-LC29-2436-5R-F-*	29"	36"	24"	\$1,866	\$2,240	\$2,604	\$2,466
FD-LC29-2442-5L-F-*	29"	42"	24"	\$2,019	\$2,394	\$2,759	\$2,619
FD-LC29-2442-5R-F-*	29"	42"	24"	\$2,019	\$2,394	\$2,759	\$2,619
FD-LC29-2448-5L-F-*	29"	48"	24"	\$2,163	\$2,536	\$2,902	\$2,764
FD-LC29-2448-5R-F-*	29"	48"	24"	\$2,163	\$2,536	\$2,902	\$2,764
FD-LC29-2454-5L-F-*	29"	54"	24"	\$2,317	\$2,689	\$3,055	\$2,917
FD-LC29-2454-5R-F-*	29"	54"	24"	\$2,317	\$2,689	\$3,055	\$2,917
FD-LC29-2460-5L-F-*	29"	60"	24"	\$2,459	\$2,834	\$3,198	\$3,059
FD-LC29-2460-5R-F-*	29"	60"	24"	\$2,459	\$2,834	\$3,198	\$3,059
FD-LC29-2466-5L-F-*	29"	66"	24"	\$2,614	\$2,987	\$3,352	\$3,213
FD-LC29-2466-5R-F-*	29"	66"	24"	\$2,614	\$2,987	\$3,352	\$3,213
FD-LC29-2472-5L-F-*	29"	72"	24"	\$2,757	\$3,132	\$3,495	\$3,356
FD-LC29-2472-5R-F-*	29"	72"	24"	\$2,757	\$3,132	\$3,495	\$3,356

Two Section Credenza, Doors & Shelves

with Base



Left doors shown

DESCRIPTION

Two section credenza, 29" high, doors and shelves with base.

SPECIFICATION OPTIONS

product #: See charts below
top: See page 26
casing: See page 26
front: See page 26
pull: See page 22
grommet color: CW, BU, SV

ORDER EXAMPLE

product #: FD-LC29-1836-5L-B-N
top: M13 Licorice
casing: M13 Licorice
front: M13 Licorice
pull: Wedge, brushed aluminum
grommet color: SV Silver

Options/Notes

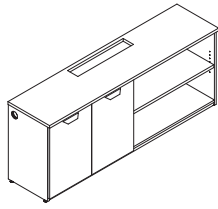
Standard Includes

- Order L for left doors, or R for right doors
- Order power by replacing * with:
 - ND for non-powered with no flip up access door
 - N for non-powered with flip up access door
 - E1 for single circuit power
 - E4 for 4-circuit power
- Shelving matches casing selection
- Top & side grommets are included with -N, -E1 and -E4 credenzas.
- Grommet color selection applies to both top and side grommets.
- No top or side grommets included with ND credenzas.
- Includes locks

Order Separately

- Order additional electrical parts for powered credenza separately, see page 158

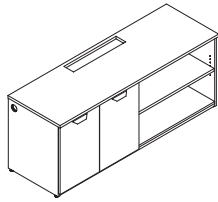
DOORS & SHELVES, with Base, 18"D



Left doors shown

PART #	HEIGHT	WIDTH	DEPTH	PRICE			
				ND	N	E1	E4
FD-LC29-1836-5L-B-*	29"	36"	18"	\$1,602	\$1,949	\$2,359	\$2,218
FD-LC29-1836-5R-B-*	29"	36"	18"	\$1,602	\$1,949	\$2,359	\$2,218
FD-LC29-1842-5L-B-*	29"	42"	18"	\$1,722	\$2,071	\$2,479	\$2,340
FD-LC29-1842-5R-B-*	29"	42"	18"	\$1,722	\$2,071	\$2,479	\$2,340
FD-LC29-1848-5L-B-*	29"	48"	18"	\$1,852	\$2,199	\$2,607	\$2,469
FD-LC29-1848-5R-B-*	29"	48"	18"	\$1,852	\$2,199	\$2,607	\$2,469
FD-LC29-1854-5L-B-*	29"	54"	18"	\$1,993	\$2,340	\$2,747	\$2,609
FD-LC29-1854-5R-B-*	29"	54"	18"	\$1,993	\$2,340	\$2,747	\$2,609
FD-LC29-1860-5L-B-*	29"	60"	18"	\$2,120	\$2,468	\$2,877	\$2,738
FD-LC29-1860-5R-B-*	29"	60"	18"	\$2,120	\$2,468	\$2,877	\$2,738
FD-LC29-1866-5L-B-*	29"	66"	18"	\$2,261	\$2,608	\$3,018	\$2,878
FD-LC29-1866-5R-B-*	29"	66"	18"	\$2,261	\$2,608	\$3,018	\$2,878
FD-LC29-1872-5L-B-*	29"	72"	18"	\$2,390	\$2,738	\$3,146	\$3,007
FD-LC29-1872-5R-B-*	29"	72"	18"	\$2,390	\$2,738	\$3,146	\$3,007

DOORS & SHELVES, with Base, 24"D



PART #	HEIGHT	WIDTH	DEPTH	PRICE			
				ND	N	E1	E4
FD-LC29-2436-5L-B-*	29"	36"	24"	\$1,842	\$2,189	\$2,597	\$2,458
FD-LC29-2436-5R-B-*	29"	36"	24"	\$1,842	\$2,189	\$2,597	\$2,458
FD-LC29-2442-5L-B-*	29"	42"	24"	\$2,006	\$2,353	\$2,762	\$2,624
FD-LC29-2442-5R-B-*	29"	42"	24"	\$2,006	\$2,353	\$2,762	\$2,624
FD-LC29-2448-5L-B-*	29"	48"	24"	\$2,159	\$2,505	\$2,916	\$2,775
FD-LC29-2448-5R-B-*	29"	48"	24"	\$2,159	\$2,505	\$2,916	\$2,775
FD-LC29-2454-5L-B-*	29"	54"	24"	\$2,324	\$2,670	\$3,080	\$2,941
FD-LC29-2454-5R-B-*	29"	54"	24"	\$2,324	\$2,670	\$3,080	\$2,941
FD-LC29-2460-5L-B-*	29"	60"	24"	\$2,476	\$2,824	\$3,232	\$3,092
FD-LC29-2460-5R-B-*	29"	60"	24"	\$2,476	\$2,824	\$3,232	\$3,092
FD-LC29-2466-5L-B-*	29"	66"	24"	\$2,641	\$2,988	\$3,397	\$3,259
FD-LC29-2466-5R-B-*	29"	66"	24"	\$2,641	\$2,988	\$3,397	\$3,259
FD-LC29-2472-5L-B-*	29"	72"	24"	\$2,793	\$3,140	\$3,549	\$3,410
FD-LC29-2472-5R-B-*	29"	72"	24"	\$2,793	\$3,140	\$3,549	\$3,410

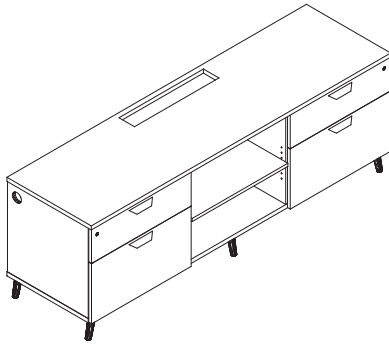
CREDENZAS

29" HIGH - 3 SECTION

DASH / CREDENZA 29" H

Three Section Credenza, Center Shelves & Drawers

with Feet



DESCRIPTION

Three section credenza, 29" high, center shelves & drawers with feet.

SPECIFICATION OPTIONS

product #: See charts below
top: See page 26
casing: See page 26
front: See page 26
pull: See page 22
foot style: Taper or Inset
Support finish: CW, BU, SV
grommet color: CW, BU, SV

ORDER EXAMPLE

product #: FD-LC29-2478-1-F-N
top: M13 Licorice
casing: M13 Licorice
front: M13 Licorice
pull: Wedge, brushed aluminum
foot style: Taper
Support finish: SV Silver
grommet color: SV Silver

Options/Notes

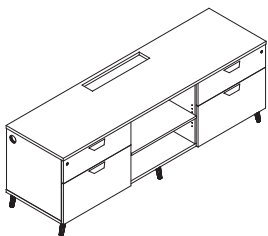
Standard Includes

- Order power by replacing * with:
 - ND for non-powered with no flip up access door
 - N for non-powered with flip up access door
 - E1 for single circuit power
 - E4 for 4-circuit power
- Shelving matches casing selection
- Top & side grommets are included with -N, -E1 and -E4 credenzas.
- Grommet color selection applies to both top and side grommets.
- No top or side grommets included with ND credenzas.
- Includes locks

Order Separately

- Order additional electrical parts for powered credenza separately, see page 158
- Each lock core will be randomly keyed. Order key-alike separately on page 242

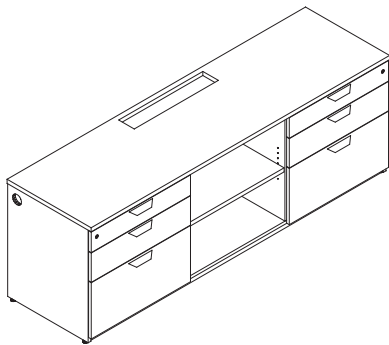
CENTER SHELVES & DRAWERS, with Feet, 24"D



PART #	HEIGHT	WIDTH	DEPTH	PRICE			
				ND	N	E1	E4
FD-LC29-2478-1-F-*	29"	78"	24"	\$4,421	\$4,796	\$5,184	\$5,044
FD-LC29-2484-1-F-*	29"	84"	24"	\$4,454	\$4,830	\$5,218	\$5,079

Three Section Credenza, Center Shelves & Drawers

with Base



DESCRIPTION

Three section credenza, 26" high, center shelves & drawers with base.

SPECIFICATION OPTIONS

product #: See charts below
top: See page 26
casing: See page 26
front: See page 26
pull: See page 22
grommet color: CW, BU, SV

ORDER EXAMPLE

product #: FD-LC29-2478-1-B-N
top: M13 Licorice
casing: M13 Licorice
front: M13 Licorice
pull: Wedge, brushed aluminum
grommet color: SV Silver

Options/Notes

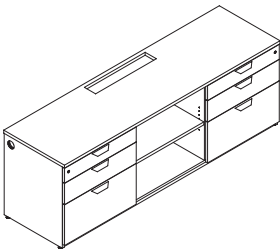
Standard Includes

- Order power by replacing * with:
 - ND for non-powered with no flip up access door
 - N for non-powered with flip up access door
 - E1 for single circuit power
 - E4 for 4-circuit power
- Shelving matches casing selection
- Top & side grommets are included with -N, -E1 and -E4 credenzas.
- Grommet color selection applies to both top and side grommets.
- No top or side grommets included with ND credenzas.
- Includes locks

Order Separately

- Order additional electrical parts for powered credenza separately, see page 158
- Each lock core will be randomly keyed. Order key-alike separately on page 242

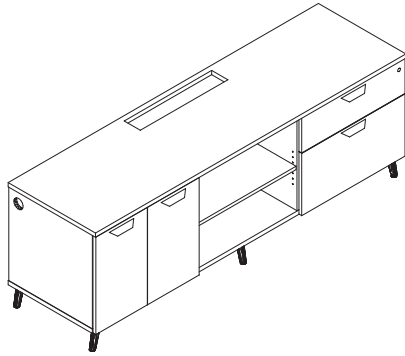
CENTER SHELVES & DRAWERS, with Base, 24"D



PART #	HEIGHT	WIDTH	DEPTH	PRICE			
				ND	N	E1	E4
FD-LC29-2478-1-B*	29"	78"	24"	\$4,475	\$4,853	\$5,241	\$5,101
FD-LC29-2484-1-B*	29"	84"	24"	\$4,601	\$4,980	\$5,367	\$5,228

Three Section Credenza, Center Shelves, Drawers & Doors

with Feet



Right drawers shown

DESCRIPTION

Three section credenza, 29" high, center shelves & drawers & doors with feet.

SPECIFICATION OPTIONS

product #: See charts below
top: See page 26
casing: See page 26
front: See page 26
pull: See page 22
foot style: Taper or Inset
support finish: CW, BU, SV
grommet color: CW, BU, SV

ORDER EXAMPLE

product #: FD-LC29-2478-2L-F-N
top: M13 Licorice
casing: M13 Licorice
front: M13 Licorice
pull: Wedge, brushed aluminum
foot style: Taper
support finish: SV Silver
grommet color: SV Silver

Options/Notes

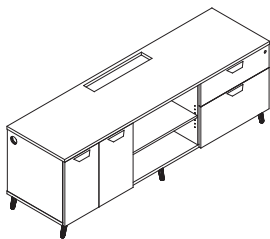
Standard Includes

- Order L for left drawer or R for right drawer
- Order power by replacing * with:
 - ND for non-powered with no flip up access door
 - N for non-powered with flip up access door
 - E1 for single circuit power
 - E4 for 4-circuit power
- Shelving matches casing selection
- Top & side grommets are included with -N, -E1 and -E4 credenzas.
- Grommet color selection applies to both top and side grommets.
- No top or side grommets included with ND credenzas.
- Includes locks

Order Separately

- Order additional electrical parts for powered credenza separately, see page 158
- Each lock core will be randomly keyed. Order key-alike separately on page 242

CENTER SHELVES, DRAWERS & DOORS, with Feet, 24"D

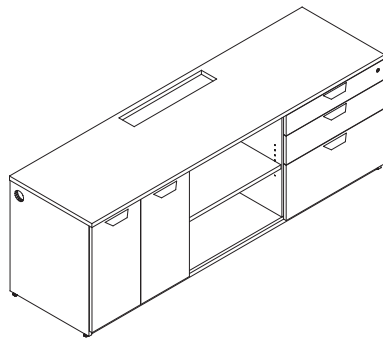


Right drawers shown

PART #	HEIGHT	WIDTH	DEPTH	PRICE			
				ND	N	E1	E4
FD-LC29-2478-2L-F*	29"	78"	24"	\$3,839	\$4,217	\$4,657	\$4,516
FD-LC29-2478-2R-F*	29"	78"	24"	\$3,839	\$4,217	\$4,657	\$4,516
FD-LC29-2484-2L-F*	29"	84"	24"	\$3,987	\$4,365	\$4,804	\$4,665
FD-LC29-2484-2R-F*	29"	84"	24"	\$3,987	\$4,365	\$4,804	\$4,665

Three Section Credenza, Center Shelves, Drawers & Doors

with Base



Right drawers shown

DESCRIPTION

Three section credenza, 29" high, center shelves & drawers & doors with base.

SPECIFICATION OPTIONS

product #: See charts below
top: See page 26
casing: See page 26
front: See page 26
pull: See page 22
grommet color: CW, BU, SV

ORDER EXAMPLE

product #: FD-LC29-2478-2L-B-N
top: M13 Licorice
casing: M13 Licorice
front: M13 Licorice
pull: Wedge, brushed aluminum
grommet color: SV Silver

Options/Notes

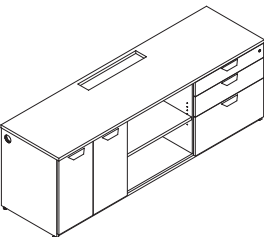
Standard Includes

- Order L for left drawer or R for right drawer
- Order power by replacing * with:
 - ND for non-powered with no flip up access door
 - N for non-powered with flip up access door
 - E1 for single circuit power
 - E4 for 4-circuit power
- Shelving matches casing selection
- Top & side grommets are included with -N, -E1 and -E4 credenzas.
- Grommet color selection applies to both top and side grommets.
- No top or side grommets included with ND credenzas.
- Includes locks

Order Separately

- Order additional electrical parts for powered credenza separately, see page 158
- Each lock core will be randomly keyed. Order key-alike separately on page 242

CENTER SHELVES, DRAWERS & DOORS, with Base, 24"D

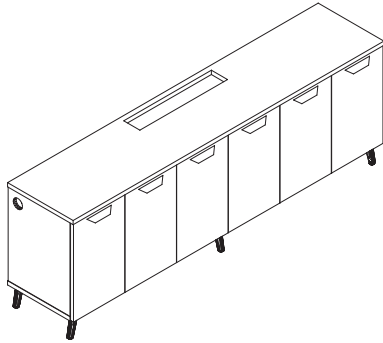


Right drawers shown

PART #	HEIGHT	WIDTH	DEPTH	PRICE			
				ND	N	E1	E4
FD-LC29-2478-2L-B*	29"	78"	24"	\$3,883	\$4,262	\$4,646	\$4,508
FD-LC29-2478-2R-B*	29"	78"	24"	\$3,883	\$4,262	\$4,646	\$4,508
FD-LC29-2484-2L-B*	29"	84"	24"	\$4,042	\$4,421	\$4,805	\$4,667
FD-LC29-2484-2R-B*	29"	84"	24"	\$4,042	\$4,421	\$4,805	\$4,667

Three Section Credenza, Triple Doors

with Feet



DESCRIPTION

Three section credenza, 29" high, triple doors with feet.

SPECIFICATION OPTIONS

product #: See charts below
top: See page 26
casing: See page 26
front: See page 26
pull: See page 22
foot style: Taper or Inset
support finish: CW, BU, SV
grommet color: CW, BU, SV

ORDER EXAMPLE

product #: FD-LC29-2478-3-F-N
top: M13 Licorice
casing: M13 Licorice
front: M13 Licorice
pull: Wedge, brushed aluminum
foot style: Taper
support finish: SV Silver
grommet color: SV Silver

Options/Notes

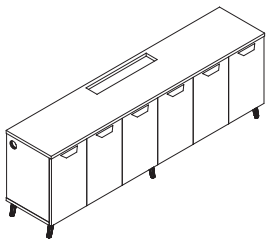
Standard Includes

- Order power by replacing * with:
 - ND for non-powered with no flip up access door
 - N for non-powered with flip up access door
 - E1 for single circuit power
 - E4 for 4-circuit power
- Shelving matches casing selection
- Top & side grommets are included with -N, -E1 and -E4 credenzas.
- Grommet color selection applies to both top and side grommets.
- No top or side grommets included with ND credenzas.
- Includes locks

Order Separately

- Order additional electrical parts for powered credenza separately, see page 158.
- Each lock core will be randomly keyed. Order key-alike separately on page 242

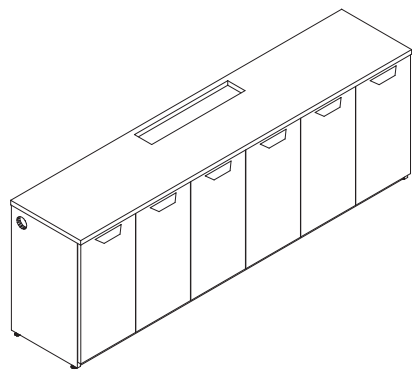
TRIPLE DOORS, with Feet, 24"D



PART #	HEIGHT	WIDTH	DEPTH	PRICE			
				ND	N	E1	E4
FD-LC29-2478-3-F*	29"	78"	24"	\$3,819	\$3,995	\$4,584	\$4,446
FD-LC29-2484-3-F*	29"	84"	24"	\$3,915	\$4,087	\$4,678	\$4,538

Three Section Credenza, Triple Doors

with Base



DESCRIPTION

Three section credenza, 29" high, triple doors with base.

SPECIFICATION OPTIONS

product #: See charts below
top: See page 26
casing: See page 26
front: See page 26
pull: See page 22
grommet color: CW, BU, SV

ORDER EXAMPLE

product #: FD-LC29-2478-3-B-N
top: M13 Licorice
casing: M13 Licorice
front: M13 Licorice
pull: Wedge, brushed aluminum
grommet color: SV Silver

Options/Notes

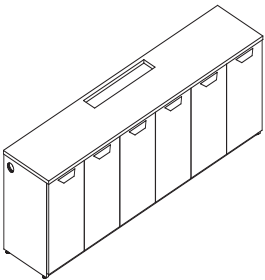
Standard Includes

- Order power by replacing * with:
 - ND for non-powered with no flip up access door
 - N for non-powered with flip up access door
 - E1 for single circuit power
 - E4 for 4-circuit power
- Shelving matches casing selection
- Top & side grommets are included with -N, -E1 and -E4 credenzas.
- Grommet color selection applies to both top and side grommets.
- No top or side grommets included with ND credenzas.
- Includes locks

Order Separately

- Order additional electrical parts for powered credenza separately, see page 158
- Each lock core will be randomly keyed. Order key-alike separately on page 242

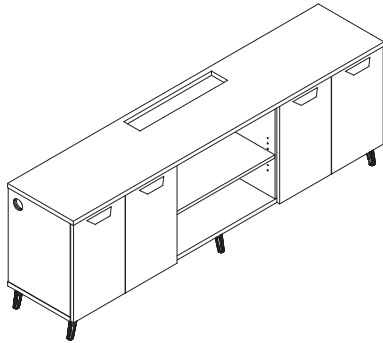
TRIPLE DOORS, with Base, 24"D



PART #	HEIGHT	WIDTH	DEPTH	PRICE			
				ND	N	E1	E4
FD-LC29-2478-3-B*	29"	78"	24"	\$3,726	\$4,104	\$4,490	\$4,350
FD-LC29-2484-3-B*	29"	84"	24"	\$4,061	\$4,437	\$4,825	\$4,686

Three Section Credenza, Center Shelves & Doors

with Feet



DESCRIPTION

Three section credenza, 29" high, center shelves and doors with feet.

SPECIFICATION OPTIONS

product #: See charts below
top: See page 26
casing: See page 26
front: See page 26
pull: See page 22
foot style: Taper or Inset
support finish: CW, BU, SV
grommet color: CW, BU, SV

ORDER EXAMPLE

product #: FD-LC29-2478-4-F-N
top: M13 Licorice
casing: M13 Licorice
front: M13 Licorice
pull: Wedge, brushed aluminum
foot style: Taper
support finish: SV Silver
grommet color: SV Silver

Options/Notes

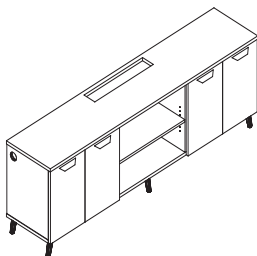
Standard Includes

- Order power by replacing * with:
 - ND for non-powered with no flip up access door
 - N for non-powered with flip up access door
 - E1 for single circuit power
 - E4 for 4-circuit power
- Shelving matches casing selection
- Top & side grommets are included with -N, -E1 and -E4 credenzas.
- Grommet color selection applies to both top and side grommets.
- No top or side grommets included with ND credenzas.
- Includes locks

Order Separately

- Order additional electrical parts for powered credenza separately, see page 158
- Each lock core will be randomly keyed. Order key-alike separately on page 242

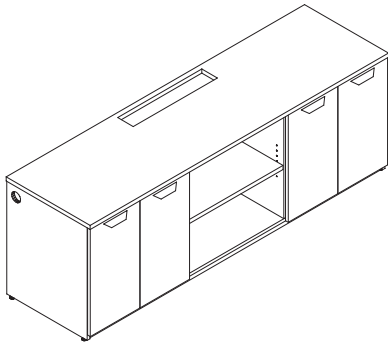
CENTER SHELVES & DOORS with Feet, 24"D



PART #	HEIGHT	WIDTH	DEPTH	PRICE			
				ND	N	E1	E4
FD-LC29-2478-4-F*	29"	78"	24"	\$3,228	\$3,605	\$3,992	\$3,851
FD-LC29-2484-4-F*	29"	84"	24"	\$3,520	\$3,896	\$4,284	\$4,143

Three Section Credenza, Center Shelves & Doors

with Base



DESCRIPTION

Three section credenza, 29" high, center shelves and doors with base.

SPECIFICATION OPTIONS

product #: See charts below
top: See page 26
casing: See page 26
front: See page 26
pull: See page 22
grommet color: CW, BU, SV

ORDER EXAMPLE

product #: FD-LC29-2478-4-B-N
top: M13 Licorice
casing: M13 Licorice
front: M13 Licorice
pull: Wedge, brushed aluminum
grommet color: SV Silver

Options/Notes

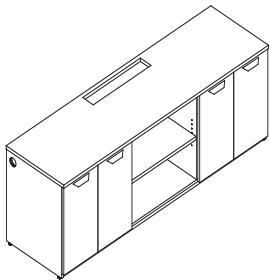
Standard Includes

- Order power by replacing * with:
 - ND for non-powered with no flip up access door
 - N for non-powered with flip up access door
 - E1 for single circuit power
 - E4 for 4-circuit power
- Shelving matches casing selection
- Top & side grommets are included with -N, -E1 and -E4 credenzas.
- Grommet color selection applies to both top and side grommets.
- No top or side grommets included with ND credenzas.
- Includes locks

Order Separately

- Order additional electrical parts for powered credenza separately, see page 158
- Each lock core will be randomly keyed. Order key-alike separately on page 242

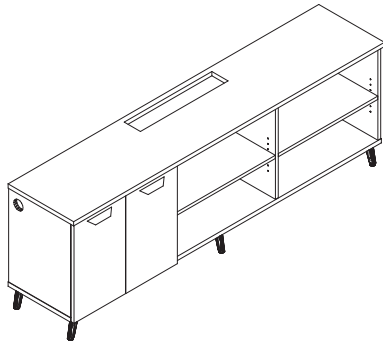
CENTER SHELVES & DOORS, with Base, 24"D



PART #	HEIGHT	WIDTH	DEPTH	PRICE			
				ND	N	E1	E4
FD-LC29-2478-4-B*	29"	78"	24"	\$3,297	\$3,674	\$4,060	\$3,922
FD-LC29-2484-4-B*	29"	84"	24"	\$3,632	\$4,009	\$4,395	\$4,257

Three Section Credenza, Center Shelves, Doors & Shelves

with Feet



Left doors shown

DESCRIPTION

Three section credenza, 29" high, center shelves, doors & shelves with feet.

SPECIFICATION OPTIONS

product #: See charts below
top: See page 26
casing: See page 26
front: See page 26
pull: See page 22
foot style: Taper or Inset
support finish: CW, BU, SV
grommet color: CW, BU, SV

ORDER EXAMPLE

product #: FD-LC29-2478-5L-F-N
top: M13 Licorice
casing: M13 Licorice
front: M13 Licorice
pull: Wedge, brushed aluminum
foot style: Taper
support finish: SV Silver
grommet color: SV Silver

Options/Notes

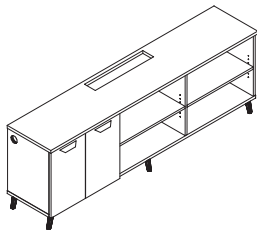
Standard Includes

- Order L for left doors or R for right doors
- Order power by replacing * with:
 - ND for non-powered with no flip up access door
 - N for non-powered with flip up access door
 - E1 for single circuit power
 - E4 for 4-circuit power
- Shelving matches casing selection
- Top & side grommets are included with -N, -E1 and -E4 credenzas.
- Grommet color selection applies to both top and side grommets.
- No top or side grommets included with ND credenzas.
- Includes locks

Order Separately

- Order additional electrical parts for powered credenza separately, see page 158

CENTER SHELVES, DOORS & SHELVES, with Feet, 24"D

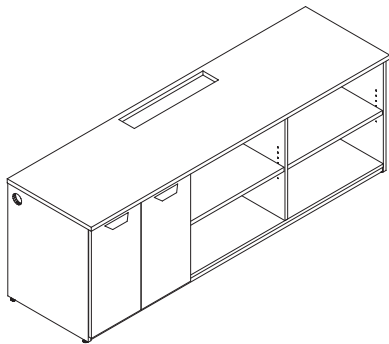


Left doors shown

PART #	HEIGHT	WIDTH	DEPTH	PRICE			
				ND	N	E1	E4
FD-LC29-2478-5L-F*	29"	78"	24"	\$2,983	\$3,359	\$3,746	\$3,607
FD-LC29-2478-5R-F*	29"	78"	24"	\$2,983	\$3,359	\$3,746	\$3,607
FD-LC29-2484-5L-F*	29"	84"	24"	\$3,126	\$3,502	\$3,889	\$3,749
FD-LC29-2484-5R-F*	29"	84"	24"	\$3,126	\$3,502	\$3,889	\$3,749

Three Section Credenza, Center Shelves, Doors & Shelves

with Base



Left doors shown

DESCRIPTION

Three section credenza, 29" high, center shelves, doors & shelves with base.

SPECIFICATION OPTIONS

product #: See charts below
top: See page 26
casing: See page 26
front: See page 26
pull: See page 22
grommet color: CW, BU, SV

ORDER EXAMPLE

product #: FD-LC29-2478-5L-B-N
top: M13 Licorice
casing: M13 Licorice
front: M13 Licorice
pull: Wedge, brushed aluminum
grommet color: SV Silver

Options/Notes

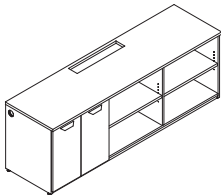
Standard Includes

- Order L for left doors or R for right doors
- Order power by replacing * with:
 - ND for non-powered with no flip up access door
 - N for non-powered with flip up access door
 - E1 for single circuit power
 - E4 for 4-circuit power
- Shelving matches casing selection
- Top & side grommets are included with -N, -E1 and -E4 credenzas.
- Grommet color selection applies to both top and side grommets.
- No top or side grommets included with ND credenzas.
- Includes locks

Order Separately

- Order additional electrical parts for powered credenza separately, see page 158

CENTER SHELVES, DOORS & SHELVES, with Base, 24"D

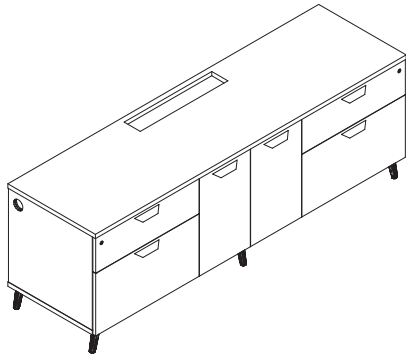


Left doors shown

PART #	HEIGHT	WIDTH	DEPTH	PRICE			
				ND	N	E1	E4
FD-LC29-2478-5L-B*	29"	78"	24"	\$3,051	\$3,427	\$3,815	\$3,674
FD-LC29-2478-5R-B*	29"	78"	24"	\$3,051	\$3,427	\$3,815	\$3,674
FD-LC29-2484-5L-B*	29"	84"	24"	\$3,204	\$3,580	\$3,967	\$3,826
FD-LC29-2484-5R-B*	29"	84"	24"	\$3,204	\$3,580	\$3,967	\$3,826

Three Section Credenza, Center Doors & Drawers

with Feet



DESCRIPTION

Three section credenza, 29" high, center doors & drawers with feet.

SPECIFICATION OPTIONS

product #: See charts below
top: See page 26
casing: See page 26
front: See page 26
pull: See page 22
foot style: Taper or Inset
support finish: CW, BU, SV
grommet color: CW, BU, SV

ORDER EXAMPLE

product #: FD-LC29-2478-6-F-N
top: M13 Licorice
casing: M13 Licorice
front: M13 Licorice
pull: Wedge, brushed aluminum
foot style: Taper
support finish: SV Silver
grommet color: SV Silver

Options/Notes

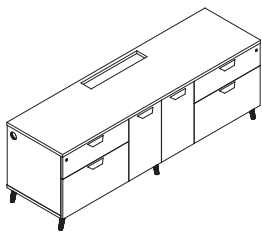
Standard Includes

- Order power by replacing * with:
 - ND for non-powered with no flip up access door
 - N for non-powered with flip up access door
 - E1 for single circuit power
 - E4 for 4-circuit power
- Shelving matches casing selection
- Top & side grommets are included with -N, -E1 and -E4 credenzas.
- Grommet color selection applies to both top and side grommets.
- No top or side grommets included with ND credenzas.
- Includes locks

Order Separately

- Order additional electrical parts for powered credenza separately, see page 158
- Each lock core will be randomly keyed. Order key-alike separately on page 242

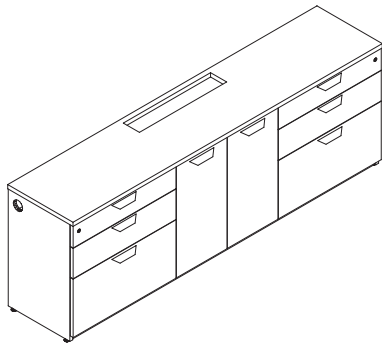
CENTER DOORS & DRAWERS, with Feet, 24"D



PART #	HEIGHT	WIDTH	DEPTH	PRICE			
				ND	N	E1	E4
FD-LC29-2478-6-F*	29"	78"	24"	\$4,899	\$5,274	\$5,662	\$5,523
FD-LC29-2484-6-F*	29"	84"	24"	\$4,998	\$5,373	\$5,762	\$5,622

Three Section Credenza, Center Doors & Drawers

with Base



DESCRIPTION

Three section credenza, 29" high, center doors & drawers with base.

SPECIFICATION OPTIONS

product #: See charts below
top: See page 26
casing: See page 26
front: See page 26
pull: See page 22
grommet color: CW, BU, SV

ORDER EXAMPLE

product #: FD-LC29-2478-6-B-N
top: M13 Licorice
casing: M13 Licorice
front: M13 Licorice
pull: Wedge, brushed aluminum
grommet color: SV Silver

Options/Notes

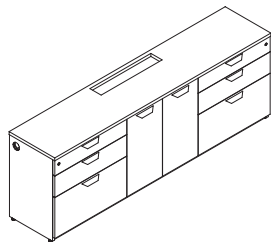
Standard Includes

- Order power by replacing * with:
 - ND for non-powered with no flip up access door
 - N for non-powered with flip up access door
 - E1 for single circuit power
 - E4 for 4-circuit power
- Shelving matches casing selection
- Top & side grommets are included with -N, -E1 and -E4 credenzas.
- Grommet color selection applies to both top and side grommets.
- No top or side grommets included with ND credenzas.
- Includes locks

Order Separately

- Order additional electrical parts for powered credenza separately, see page 158
- Each lock core will be randomly keyed. Order key-alike separately on page 242

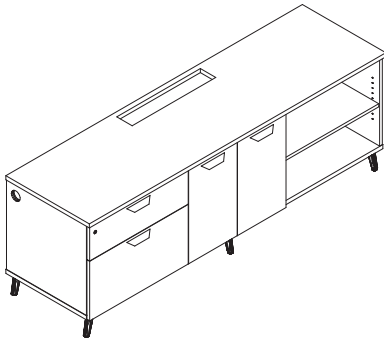
CENTER DOORS & DRAWERS, with Base, 24"D



PART #	HEIGHT	WIDTH	DEPTH	PRICE			
				ND	N	E1	E4
FD-LC29-2478-6-B*	29"	78"	24"	\$4,880	\$5,257	\$5,644	\$5,505
FD-LC29-2484-6-B*	29"	84"	24"	\$4,987	\$5,363	\$5,750	\$5,612

Three Section Credenza, Center Doors, Drawers & Shelves

with Feet



Left drawers shown

DESCRIPTION

Three section credenza, 29" high, center doors, drawers & shelves with feet.

SPECIFICATION OPTIONS

product #: See charts below
top: See page 26
casing: See page 26
front: See page 26
pull: See page 22
foot style: Taper or Inset
support finish: CW, BU, SV
grommet color: CW, BU, SV

ORDER EXAMPLE

product #: FD-LC29-2478-7L-F-N
top: M13 Licorice
casing: M13 Licorice
front: M13 Licorice
pull: Wedge, brushed aluminum
foot style: Taper
support finish: SV Silver
grommet color: SV Silver

Options/Notes

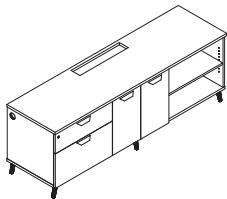
Standard Includes

- Order L for left drawer or R for right drawer
- Order power by replacing * with:
 - ND for non-powered with no flip up access door
 - N for non-powered with flip up access door
 - E1 for single circuit power
 - E4 for 4-circuit power
- Shelving matches casing selection
- Top & side grommets are included with -N, -E1 and -E4 credenzas.
- Grommet color selection applies to both top and side grommets.
- No top or side grommets included with ND credenzas.
- Includes locks

Order Separately

- Order additional electrical parts for powered credenza separately, see page 158
- Each lock core will be randomly keyed. Order key-alike separately on page 242

CENTER DOORS, DRAWERS & SHELVES, with Feet, 24"D

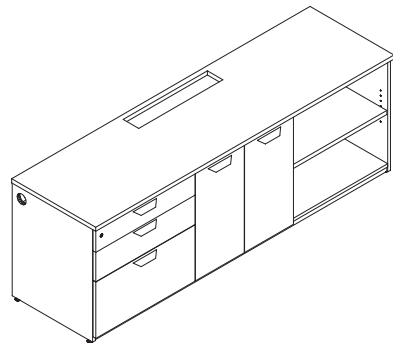


Left drawers shown

PART #	HEIGHT	WIDTH	DEPTH	PRICE			
				ND	N	E1	E4
FD-LC29-2478-7L-F*	29"	78"	24"	\$3,737	\$4,114	\$4,502	\$4,362
FD-LC29-2478-7R-F*	29"	78"	24"	\$3,737	\$4,114	\$4,502	\$4,362
FD-LC29-2484-7L-F*	29"	84"	24"	\$4,014	\$4,391	\$4,777	\$4,638
FD-LC29-2484-7R-F*	29"	84"	24"	\$4,014	\$4,391	\$4,777	\$4,638

Three Section Credenza, Center Doors, Drawers & Shelves

with Base



Left drawers shown

DESCRIPTION

Three section credenza, 29" high, center doors, drawers & shelves with base.

SPECIFICATION OPTIONS

product #: See charts below
top: See page 26
casing: See page 26
front: See page 26
pull: See page 22
grommet color: CW, BU, SV

ORDER EXAMPLE

product #: FD-LC29-2478-7L-B-N
top: M13 Licorice
casing: M13 Licorice
front: M13 Licorice
pull: Wedge, brushed aluminum
grommet color: SV Silver

Options/Notes

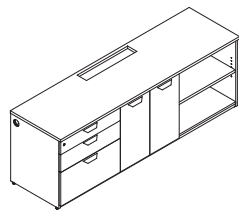
Standard Includes

- Order L for left drawer or R for right drawer
- Order power by replacing * with:
 - ND for non-powered with no flip up access door
 - N for non-powered with flip up access door
 - E1 for single circuit power
 - E4 for 4-circuit power
- Shelving matches casing selection
- Top & side grommets are included with -N, -E1 and -E4 credenzas.
- Grommet color selection applies to both top and side grommets.
- No top or side grommets included with ND credenzas.
- Includes locks

Order Separately

- Order additional electrical parts for powered credenza separately, see page 158
- Each lock core will be randomly keyed. Order key-alike separately on page 242

CENTER DOORS, DRAWERS & SHELVES, with Base, 24"D

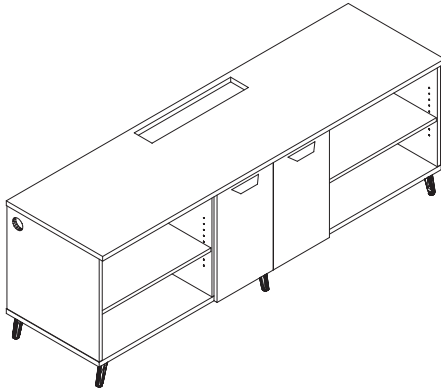


Left drawers shown

PART #	HEIGHT	WIDTH	DEPTH	PRICE			
				ND	N	E1	E4
FD-LC29-2478-7L-B*	29"	78"	24"	\$3,668	\$4,046	\$4,433	\$4,292
FD-LC29-2478-7R-B*	29"	78"	24"	\$3,668	\$4,046	\$4,433	\$4,292
FD-LC29-2484-7L-B*	29"	84"	24"	\$3,878	\$4,256	\$4,643	\$4,503
FD-LC29-2484-7R-B*	29"	84"	24"	\$3,878	\$4,256	\$4,643	\$4,503

Three Section Credenza, Center Doors & Shelves

with Feet



DESCRIPTION

Three section credenza, 29" high, center doors and shelves with feet.

SPECIFICATION OPTIONS

product #: See charts below
top: See page 26
casing: See page 26
front: See page 26
pull: See page 22
foot style: Taper or Inset
support finish: CW, BU, SV
grommet color: CW, BU, SV

ORDER EXAMPLE

product #: FD-LC29-2478-8-F-N
top: M13 Licorice
casing: M13 Licorice
front: M13 Licorice
pull: Wedge, brushed aluminum
foot style: Taper
support finish: SV Silver
grommet color: SV Silver

Options/Notes

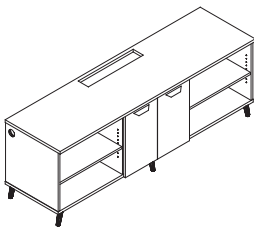
Standard Includes

- Order power by replacing * with:
 - ND for non-powered with no flip up access door
 - N for non-powered with flip up access door
 - E1 for single circuit power
 - E4 for 4-circuit power
- Shelving matches casing selection
- Top & side grommets are included with -N, -E1 and -E4 credenzas.
- Grommet color selection applies to both top and side grommets.
- No top or side grommets included with ND credenzas.
- Includes locks

Order Separately

- Order additional electrical parts for powered credenza separately, see page 158

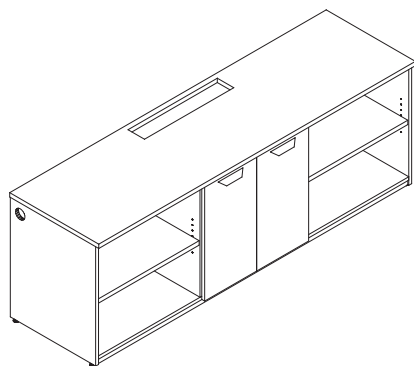
CENTER DOORS & SHELVES, with Feet, 24"D



PART #	HEIGHT	WIDTH	DEPTH	PRICE			
				ND	N	E1	E4
FD-LC29-2478-8-F*	29"	78"	24"	\$2,983	\$3,359	\$3,746	\$3,607
FD-LC29-2484-8-F*	29"	84"	24"	\$3,126	\$3,502	\$3,889	\$3,749

Three Section Credenza, Center Doors & Shelves

with Base



DESCRIPTION

Three section credenza, 29" high, center doors and shelves with base.

SPECIFICATION OPTIONS

product #: See charts below
top: See page 26
casing: See page 26
front: See page 26
pull: See page 22
grommet color: CW, BU, SV

ORDER EXAMPLE

product #: FD-LC29-2478-8-B-N
top: M13 Licorice
casing: M13 Licorice
front: M13 Licorice
pull: Wedge, brushed aluminum
grommet color: SV Silver

Options/Notes

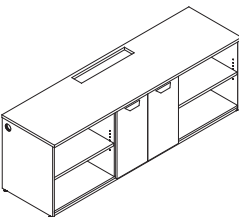
Standard Includes

- Order power by replacing * with:
 - ND for non-powered with no flip up access door
 - N for non-powered with flip up access door
 - E1 for single circuit power
 - E4 for 4-circuit power
- Shelving matches casing selection
- Top & side grommets are included with -N, -E1 and -E4 credenzas.
- Grommet color selection applies to both top and side grommets.
- No top or side grommets included with ND credenzas.
- Includes locks

Order Separately

- Order additional electrical parts for powered credenza separately, see page 158

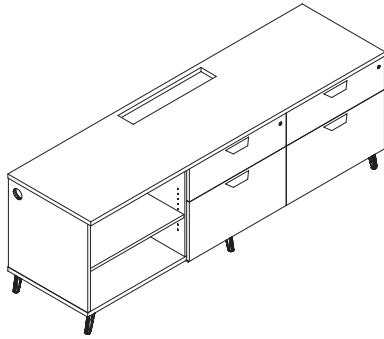
CENTER DOORS & SHELVES, with Base, 24"D



PART #	HEIGHT	WIDTH	DEPTH	PRICE			
				ND	N	E1	E4
FD-LC29-2478-8-B*	29"	78"	24"	\$3,051	\$3,427	\$3,815	\$3,674
FD-LC29-2484-8-B*	29"	84"	24"	\$3,204	\$3,580	\$3,967	\$3,826

Three Section Credenza, Open Shelf & Double Drawers

with Feet



Right drawers shown

DESCRIPTION

Three section credenza, 29" high, open shelf & double drawers with feet.

SPECIFICATION OPTIONS

product #: See charts below
top: See page 26
casing: See page 26
front: See page 26
pull: See page 22
foot style: Taper or Inset
support finish: CW, BU, SV
grommet color: CW, BU, SV

ORDER EXAMPLE

product #: FD-LC29-2478-9L-F-N
top: M13 Licorice
casing: M13 Licorice
front: M13 Licorice
pull: Wedge, brushed aluminum
foot style: Taper
support finish: SV Silver
grommet color: SV Silver

Options/Notes

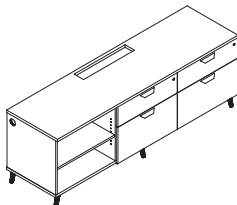
Standard Includes

- Order L for left drawers, or R for right drawer
- Order power by replacing * with:
 - ND for non-powered with no flip up access door
 - N for non-powered with flip up access door
 - E1 for single circuit power
 - E4 for 4-circuit power
- Shelving matches casing selection
- Top & side grommets are included with -N, -E1 and -E4 credenzas.
- Grommet color selection applies to both top and side grommets.
- No top or side grommets included with ND credenzas.
- Includes locks

Order Separately

- Order additional electrical parts for powered credenza separately, see page 158
- Each lock core will be randomly keyed. Order key-alike separately on page 242

OPEN SHELF & DOUBLE DRAWERS, with Feet, 24"D

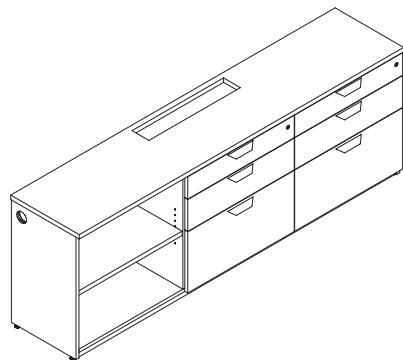


Right drawers shown

PART #	HEIGHT	WIDTH	DEPTH	PRICE			
				ND	N	E1	E4
FD-LC29-2478-9L-F*	29"	78"	24"	\$4,341	\$4,715	\$5,183	\$5,041
FD-LC29-2478-9R-F*	29"	78"	24"	\$4,341	\$4,715	\$5,183	\$5,041
FD-LC29-2484-9L-F*	29"	84"	24"	\$4,375	\$4,749	\$5,217	\$5,078
FD-LC29-2484-9R-F*	29"	84"	24"	\$4,375	\$4,749	\$5,217	\$5,078

Three Section Credenza, Open Shelf & Double Drawers

with Base



DESCRIPTION

Three section credenza, 29" high, open shelf & double drawers with base.

SPECIFICATION OPTIONS

product #: See charts below
top: See page 26
casing: See page 26
front: See page 26
pull: See page 22
grommet color: CW, BU, SV

ORDER EXAMPLE

product #: FD-LC29-2478-9L-B-N
top: M13 Licorice
casing: M13 Licorice
front: M13 Licorice
pull: Wedge, brushed aluminum
grommet color: SV Silver

Options/Notes

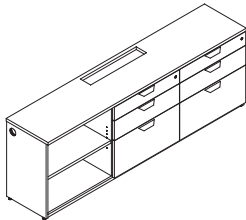
Standard Includes

- Order L for left drawers, or R for right drawer
- Order power by replacing * with:
 - ND for non-powered with no flip up access door
 - N for non-powered with flip up access door
 - E1 for single circuit power
 - E4 for 4-circuit power
- Shelving matches casing selection
- Top & side grommets are included with -N, -E1 and -E4 credenzas.
- Grommet color selection applies to both top and side grommets.
- No top or side grommets included with ND credenzas.
- Includes locks

Order Separately

- Order additional electrical parts for powered credenza separately, see page 158
- Each lock core will be randomly keyed. Order key-alike separately on page 242

OPEN SHELF & DOUBLE DRAWERS, with Base, 24"D



Right drawers shown

PART #	HEIGHT	WIDTH	DEPTH	PRICE			
				ND	N	E1	E4
FD-LC29-2478-9L-B*	29"	78"	24"	\$4,396	\$5,034	\$5,160	\$5,021
FD-LC29-2478-9R-B*	29"	78"	24"	\$4,396	\$5,034	\$5,160	\$5,021
FD-LC29-2484-9L-B*	29"	84"	24"	\$4,525	\$4,979	\$5,288	\$5,147
FD-LC29-2484-9R-B*	29"	84"	24"	\$4,525	\$4,979	\$5,288	\$5,147

Shared Credenza, Doors & Shelves opposite side

26" high with Base



Left doors shown

DESCRIPTION

Shared supporting credenza, 26" high

SPECIFICATION OPTIONS

product #: See charts below
top: See page 26
casing: See page 26
front: See page 26
pull: See page 22
grommet color: CW, BU, SV

ORDER EXAMPLE

product #: FD-LC26-2760-1L-B-ND
top: M13 Licorice
casing: M13 Licorice
front: M13 Licorice
pull: Wedge, brushed aluminum
grommet color: SV Silver

Options/Notes

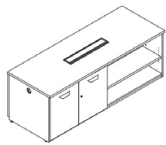
Standard Includes

- Order L for left doors or R for right doors
- Order power by replacing * with:
 - ND for non-powered with no flip up access door
 - N for non-powered with flip up access door
 - E1 for single circuit power
 - E4 for 4-circuit power
- Shelving matches casing selection
- Top & side grommets are included with -N, -E1 and -E4 credenzas.
- Grommet color selection applies to both top and side grommets.
- No top or side grommets included with ND credenzas.
- Includes lock

Order Separately

- Order additional electrical parts for powered credenza separately, see page 158
- Each lock core will be randomly keyed. Order key-alike separately on page 242

DOORS & SHELVES, opposite side with Base, 27"D

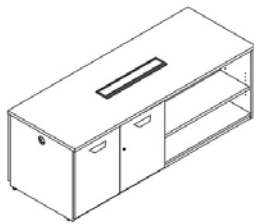


Left doors shown

PART #	HEIGHT	WIDTH	DEPTH	PRICE			
				ND	N	E1	E4
FD-LC26-2760-1L-B*	26"	60"	27"	\$3,504	\$3,872	\$4,260	\$4,119
FD-LC26-2760-1R-B*	26"	60"	27"	\$3,504	\$3,872	\$4,260	\$4,119
FD-LC26-2766-1L-B*	26"	66"	27"	\$3,725	\$4,093	\$4,481	\$4,342
FD-LC26-2766-1R-B*	26"	66"	27"	\$3,725	\$4,093	\$4,481	\$4,342
FD-LC26-2772-1L-B*	26"	72"	27"	\$3,966	\$4,332	\$4,719	\$4,580
FD-LC26-2772-1R-B*	26"	72"	27"	\$3,966	\$4,332	\$4,719	\$4,580

Shared Credenza, Doors & Shelves, same side

26" high with Base



DESCRIPTION

Shared supporting credenza, 26" high

SPECIFICATION OPTIONS

product #: See charts below
top: See page 26
casing: See page 26
front: See page 26
pull: See page 22
grommet color: CW, BU, SV

ORDER EXAMPLE

product #: FD-LC26-2760-2-B-ND
top: M13 Licorice
casing: M13 Licorice
front: M13 Licorice
pull: Wedge, brushed aluminum
grommet color: SV Silver

Options/Notes

Standard Includes

- Order power by replacing * with:
 - ND for non-powered with no flip up access door
 - N for non-powered with flip up access door
 - E1 for single circuit power
 - E4 for 4-circuit power
- Shelving matches casing selection
- Top & side grommets are included with -N, -E1 and -E4 credenzas.
- Grommet color selection applies to both top and side grommets.
- No top or side grommets included with ND credenzas.
- Includes lock

Order Separately

- Order additional electrical parts for powered credenza separately, see page 158
- Each lock core will be randomly keyed. Order key-alike separately on page 242

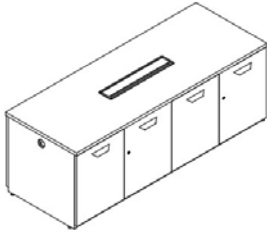
DOORS & SHELVES, same side with Base, 27"D



PART #	HEIGHT	WIDTH	DEPTH	PRICE			
				ND	N	E1	E4
FD-LC26-2760-2-B*	26"	60"	27"	\$3,504	\$3,872	\$4,260	\$4,119
FD-LC26-2766-2-B*	26"	66"	27"	\$3,725	\$4,093	\$4,481	\$4,342
FD-LC26-2772-2-B*	26"	72"	27"	\$3,966	\$4,332	\$4,719	\$4,580

Shared Credenza, Doors & Doors

26" high with Base



DESCRIPTION

Shared supporting credenza, 26" high

SPECIFICATION OPTIONS

product #: See charts below
top: See page 26
casing: See page 26
front: See page 26
pull: See page 22
grommet color: CW, BU, SV

ORDER EXAMPLE

product #: FD-LC26-2760-3-B-N
top: M13 Licorice
casing: M13 Licorice
front: M13 Licorice
pull: Wedge, brushed aluminum
grommet color: SV Silver

Options/Notes

Standard Includes

- Order power by replacing * with:
 - ND for non-powered with no flip up access door
 - N for non-powered with flip up access door
 - E1 for single circuit power
 - E4 for 4-circuit power
- Shelving matches casing selection
- Top & side grommets are included with -N, -E1 and -E4 credenzas.
- Grommet color selection applies to both top and side grommets.
- No top or side grommets included with ND credenzas
- Includes lock

Order Separately

- Order additional electrical parts for powered credenza separately, see page 158
- Each lock core will be randomly keyed. Order key-alike separately on page 242

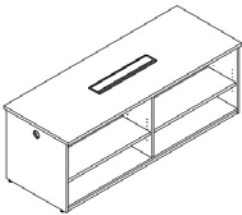
DOORS & DOORS, with Base, 27"D



PART #	HEIGHT	WIDTH	DEPTH	PRICE			
				ND	N	E1	E4
FD-LC26-2760-3-B*	26"	60"	27"	\$4,250	\$4,618	\$5,005	\$4,866
FD-LC26-2766-3-B*	26"	66"	27"	\$4,488	\$4,856	\$5,244	\$5,105
FD-LC26-2772-3-B*	26"	72"	27"	\$4,765	\$5,133	\$5,520	\$5,381

Shared Credenzas, Shelves & Shelves

26" high with Base



DESCRIPTION	
Shared supporting credenza, 26" high	
SPECIFICATION OPTIONS	ORDER EXAMPLE
product #: See charts below top: See page 26 casing: See page 26 front: See page 26 pull: See page 22 grommet color: CW, BU, SV	product #: FD-LC26-2670-4-B-N top: M13 Licorice casing: M13 Licorice front: M13 Licorice pull: Wedge, brushed aluminum grommet color: SV Silver

Options/Notes

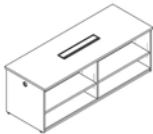
Standard Includes

- Order power by replacing * with:
 - ND for non-powered with no flip up access door
 - N for non-powered with flip up access door
 - E1 for single circuit power
 - E4 for 4-circuit power
- Shelving matches casing selection
- Top & side grommets are included with -N, -E1 and -E4 credenzas.
- Grommet color selection applies to both top and side grommets.
- No top or side grommets included with ND credenzas.

Order Separately

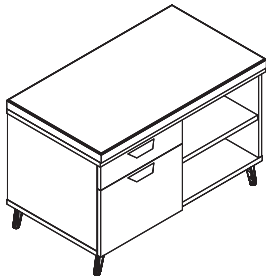
- Order additional electrical parts for powered credenza separately, see page 158

SHELVES AND SHELVES, with base, 27"D



PART #	HEIGHT	WIDTH	DEPTH	PRICE			
				ND	N	E1	E4
FD-LC26-2760-4-B*	26"	60"	27"	\$2,760	\$3,127	\$3,514	\$3,375
FD-LC26-2766-4-B*	26"	66"	27"	\$2,962	\$3,330	\$3,718	\$3,578
FD-LC26-2772-4-B*	26"	72"	27"	\$3,166	\$3,534	\$3,920	\$3,782

Credenza Cushion



DESCRIPTION

Cushions for different types of credenzas

SPECIFICATION OPTIONS

product #: See charts below

ORDER EXAMPLE

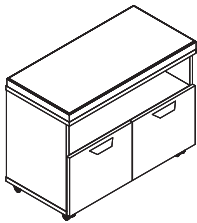
product #: FD-LCMOB- CUSH36

Options/Notes

Standard Includes

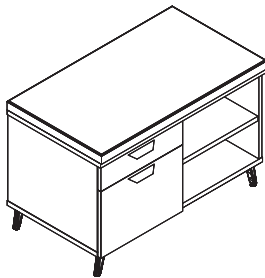
- For use with credenzas as specified

CUSHION FOR MOBILE CREDENZA



PART #	DEPTH	WIDTH	PRICE
FD-LCMOB-CUSH36		36"	\$630

CUSHION FOR FIXED CREDENZA



PART #	DEPTH	WIDTH	PRICE
FD-LC-CUSH1830	18"	30"	\$549
FD-LC-CUSH1836	18"	36"	\$630
FD-LC-CUSH1842	18"	42"	\$647
FD-LC-CUSH1848	18"	48"	\$748
FD-LC-CUSH2430	24"	30"	\$636
FD-LC-CUSH2436	24"	36"	\$719
FD-LC-CUSH2442	24"	42"	\$834
FD-LC-CUSH2448	24"	48"	\$952

Credenza Power Components

Single circuit

DESCRIPTION
Power distribution for single circuit powered credenzas. Plugs into electrical outlet



SPECIFICATION OPTIONS	ORDER EXAMPLE
product #: See charts below	product #: FD-BPI.1CIR

Options/Notes

Standard Includes

- For use with credenzas specified with -E1 at the end of the part #.

SINGLE CIRCUIT INFEEED

	PART #	LENGTH	PRICE	NOTES
	FD-BPI.1CIR	96"	\$113	<ul style="list-style-type: none">Plug-in power infeed for use with single circuit power distribution.First connection must be plugged into the wall. Additional connections can be daisy chained.

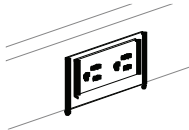
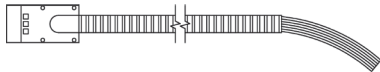
DAISY CHAIN POWER CONNECTOR

	PART #	LENGTH	PRICE	NOTES
	FD-DCI.1CIR	96"	\$113	<ul style="list-style-type: none">Distributes power to adjacent credenzas.



Credenza Power Components

4 circuit



DESCRIPTION

Power distribution for 4-circuit powered credenzas

SPECIFICATION OPTIONS

product #: See charts below

ORDER EXAMPLE

product #: FB-BPE

Options/Notes


Standard Includes

- For use with credenzas specified with -E4 at the end of the part #.
- Order (2) duplexes per credenza.

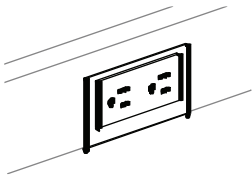
4-CIRCUIT INFEEED

	PART #	LENGTH	PRICE	NOTES
	FD-BPI.4CIR	72"	\$429	<ul style="list-style-type: none">• Hardwire power infeed for use with 4 circuit power distribution.• Must be hardwired by an electrician.• 72" whip

DAISY CHAIN POWER CONNECTOR

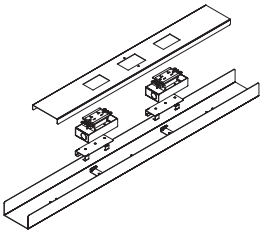
	PART #	LENGTH	PRICE	NOTES
	FD-CPJ.36	22"	\$339	<ul style="list-style-type: none">• Connects to adjacent credenzas.• Last two digits of the part # represent the width of the credenza it should be used with. (Example: FD-CPJ.60 is for use with 60"W credenzas).• 4-circuit power distribution.
	FD-CPJ.42	28"	\$346	
	FD-CPJ.48	34"	\$355	
	FD-CPJ.54	40"	\$385	
	FD-CPJ.60	46"	\$427	
	FD-CPJ.66	52"	\$465	
	FD-CPJ.72	58"	\$499	
	FD-CPJ.78	64"	\$538	
	FD-CPJ.84	70"	\$580	

DUPLEX



PART #		PRICE	NOTES
FIRECP4.I	circuit A	\$37	<ul style="list-style-type: none">• Used in 4-circuit powered credenza. Order 2 per credenza.• Provides access to I, II, III, IIII circuit.• Provides dedicated circuit with "IIII" receptacle.
FIRECP4.II	circuit B	\$37	
FIRECP4.III	circuit C	\$37	
FIRECP4.IIII	circuit D, dedicated	\$37	
FIRECP4.II-CONT	Circuit II	\$37	<ul style="list-style-type: none">• Receptacle -CONT are permanently marked CONTROLLED on the face of the receptacle and must be connected to a timer or motion sensor at the infeed location by a licensed electrician in order to comply with California T24
FIRECP4.III-CONT	Circuit III	\$37	

CHICAGO POWER BOX



PART #		PRICE	NOTES
FDCPB.D		\$148	<ul style="list-style-type: none">• Chicago Power Boxes house electrical components provided by others• For use with -N non-powered credenzas• Accommodates 2 duplexes (provided by others)

STORAGE

Supporting Pedestal

26" high with feet



DESCRIPTION

Supporting pedestals with feet

SPECIFICATION OPTIONS

product #: See charts below
top: See page 26
casing: See page 26
front: See page 26
pull: See page 22
foot: taper or inset
support finish: CW, BU, SV

ORDER EXAMPLE

product #: FD-BFS-24-F
top: Espresso
casing: Espresso
front: Espresso
pull: Wedge
foot: Inset
support finish: CW, Cloud White

Options/Notes

Standard Includes

- Supporting Pedestal, 26" high with feet
- Includes pencil tray in top drawer.
- Locking drawers
- Key alike available, see page 242

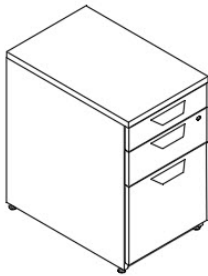
BOX/FILE with Feet, 26" High



PART #	HEIGHT	WIDTH	DEPTH	PRICE
FD-BFS-24-F	26"	15.5"	24"	\$1,655
FD-BFS-30-F	26"	15.5"	30"	\$1,763
FD-BFS-36-F	26"	15.5"	36"	\$1,892

Supporting Pedestal

26" high with base



DESCRIPTION

Supporting pedestals with base

SPECIFICATION OPTIONS

product #: See charts below
top: See page 26
casing: See page 26
front: See page 26
pull : See page 22

ORDER EXAMPLE

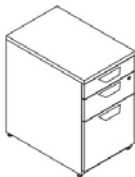
product #: FD-BFS-24-F
top : Espresso
casing : Espresso
front : Espresso
pull : Wedge

Options/Notes

Standard Includes

- Supporting Pedestal, 26" high with base
- Includes pencil tray in top drawer.
- Locking drawers
- Key alike available, see page 242

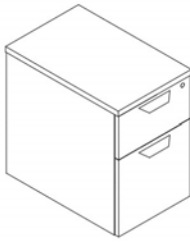
PENCIL/BOX/FILE with Base, 26" High



PART #	HEIGHT	WIDTH	DEPTH	PRICE
FD-PBFS-24-B	26"	15.5"	24"	\$1,686
FD-PBFS-30-B	26"	15.5"	30"	\$2,028
FD-PBFS-36-B	26"	15.5"	36"	\$2,135

Mobile Pedestal

Freestanding



DESCRIPTION

Mobile pedestal on casters

SPECIFICATION OPTIONS

product #: See charts below
top: See page 26
casing: See page 26
front: See page 26
pull: See page 22

ORDER EXAMPLE

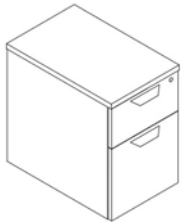
product #: FD-BF-2016-MOB
top: Espresso
casing: Espresso
front: Espresso
pull: Wedge, brushed aluminum

Options/Notes

Standard Includes

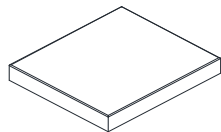
- Maximum weight limit for each drawer is 55lbs
- Includes pencil tray in top drawer.
- Locking drawers
- Key alike available, see page 242

BOX/FILE MOBILE



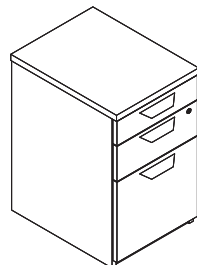
PART #	HEIGHT	WIDTH	DEPTH	PRICE	NOTES
FD-BF-2016-MOB	24"	15.5"	20"	\$1,536	• Includes casters
FD-BF-2416-MOB	24"	15.5"	24"	\$1,582	• Maximum weight limit for each drawer is 55lbs

PEDESTAL CUSHION FOR MOBILE BOX/FILE



PART #	HEIGHT	WIDTH	DEPTH	PRICE	NOTES
FD-BF-2016.CUSH	1-3/4"	15.5"	20"	\$397	• For use with mobile box file only
FD-BF-2416.CUSH	1-3/4"	15.5"	24"	\$498	• Passage and Terrain fabrics cannot be used on cushions (see page 7).

PENICL/BOX/FILE MOBILE



PART #	HEIGHT	WIDTH	DEPTH	PRICE	NOTES
FD-PBF-2016-MOB	24.5"	15.5"	20"	\$1,952	• Includes casters
					• Maximum weight limit for each drawer is 55lbs

Lateral Box/File

2 Drawer with Feet



DESCRIPTION

Lateral box/file with feet and drawers

SPECIFICATION OPTIONS

product #: See charts below
top: See page 26
casing: See page 26
front: See page 26
pull: See page 22
foot style: Taper or Inset
support finish: CW, BU, SV

ORDER EXAMPLE

product #: FD-LF-2-30-F
top: Espresso
casing: Espresso
front: Espresso
pull: Wedge, brushed aluminum
foot style: Inset
support finish: CW Cloud White

Options/Notes

Standard Includes

- Laminate storage with box/file drawers
- Lateral files include counterweight
- Locking drawers

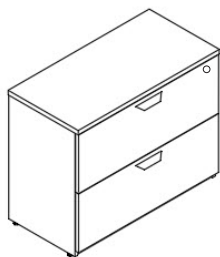
LATERAL FILE with Feet, 2 Drawers



PART #	HEIGHT	WIDTH	DEPTH	PRICE	NOTES
FD-LF-2-30-F	29"	30"	23.75"	\$2,118	• Max Weight is 130 LBS per drawer
FD-LF-2-36-F	29"	36"	23.75"	\$2,386	
FD-LF-2-42-F	29"	42"	23.75"	\$2,581	

Lateral File

2 Drawer with Base



DESCRIPTION
Lateral file with base and drawers

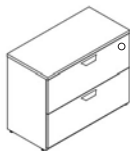
SPECIFICATION OPTIONS	ORDER EXAMPLE
product #: See charts below top: See page 26 casing: See page 26 front: See page 26 pull: See page 22	product #: FD-LF-2-30-B top: Espresso casing: Espresso front: Espresso pull: Wedge, brushed aluminum

Options/Notes

Standard Includes

- Laminate storage with file/file drawers
- Lateral files include counterweight
- Locking drawers

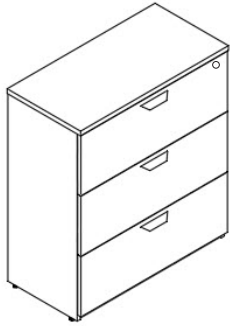
LATERAL FILE with Base, 2 Drawers



PART #	HEIGHT	WIDTH	DEPTH	PRICE	NOTES
FD-LF-2-30-B	29"	30"	23.75"	\$2,123	• Max Weight is 130 LBS per drawer
FD-LF-2-36-B	29"	36"	23.75"	\$2,319	
FD-LF-2-42-B	29"	42"	23.75"	\$2,515	

Lateral File

3 Drawer with Base



DESCRIPTION

Lateral file with base and drawers

SPECIFICATION OPTIONS

product #: See charts below
top: See page 26
casing: See page 26
front: See page 26
pull: See page 22

ORDER EXAMPLE

product #: FD-LF-2-30-B
top: Espresso
casing: Espresso
front: Espresso
pull: Wedge, brushed aluminum

Options/Notes

Standard Includes

- Laminate storage with file drawers
- Lateral files include counterweight
- Locking drawers

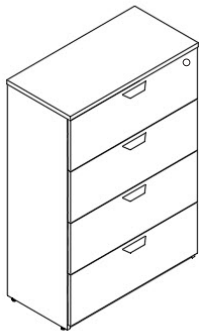
LATERAL FILE with Base, 3 Drawers



PART #	HEIGHT	WIDTH	DEPTH	PRICE	NOTES
FD-LF-3-30-B	41"	30"	23.75"	\$2,872	• Max weight is 130 LBS per drawer
FD-LF-3-36-B	41"	36"	23.75"	\$3,130	
FD-LF-3-42-B	41"	42"	23.75"	\$3,389	

Lateral File

4 Drawer with Base



DESCRIPTION	
Lateral file with base and drawers	
SPECIFICATION OPTIONS	ORDER EXAMPLE
product #: See charts below top: See page 26 casing: See page 26 front: See page 26 pull: See page 22	product #: FD-LF-4-30-B top: Espresso casing: Espresso front: Espresso pull: Wedge, brushed aluminum

Options/Notes

Standard Includes

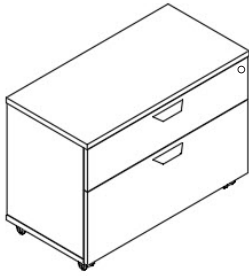
- Laminated storage with file drawers
- Lateral files include counterweight
- Locking drawers

LATERAL FILE with Base, 4 Drawers



PART #	HEIGHT	WIDTH	DEPTH	PRICE	NOTES
FD-LF-4-30-B	53"	30"	23.75"	\$3,611	• Max weight is 130 LBS per drawer
FD-LF-4-36-B	53"	36"	23.75"	\$3,929	
FD-LF-4-42-B	53"	42"	23.75"	\$4,249	

Mobile Credenzas



DESCRIPTION

Mobile credenzas

SPECIFICATION OPTIONS

product #: See charts below
top: See page 26
casing: See page 26
front: See page 26
pull: See page 22

ORDER EXAMPLE

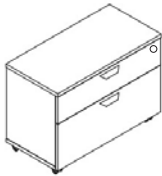
product #: FD-LC-36-1-MOB
top: Espresso
casing: Espresso
front: Espresso
pull: Wedge, brushed aluminum

Options/Notes

Standard Includes

- Laminate mobile storage credenzas
- Locking drawers

BOX/FILE DRAWERS



PART #	HEIGHT	WIDTH	DEPTH	PRICE	NOTES
FD-LC-36-1-MOB	26"	36"	18"	\$2,052	<ul style="list-style-type: none"> • Max weight is 120 LBS per drawer • Locking drawers

FILE DRAWER/OPEN SHELF



PART #	HEIGHT	WIDTH	DEPTH	PRICE	NOTES
FD-LC-36-2-MOB	26"	36"	18"	\$1,859	<ul style="list-style-type: none"> • Max weight is 120 LBS per drawer

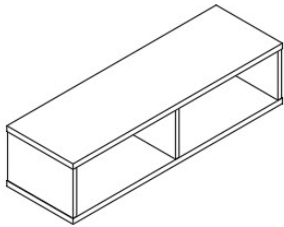
SWING DOORS/OPEN SHELF



PART #	HEIGHT	WIDTH	DEPTH	PRICE
FD-LC-36-3-MOB	26"	36"	18"	\$2,206

Hutch Overhead, Open Shelf

Single-sided

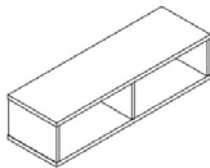


DESCRIPTION	
Hutch overhead with open shelf, single-sided, full backpanel	
SPECIFICATION OPTIONS	ORDER EXAMPLE
product #: See charts below	product #: FD-OS-3612-C
top: See page 26	top: Espresso
casing: See page 26	casing: Espresso

Options/Notes

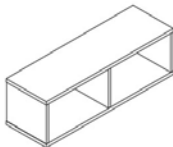
- Standard Includes
- To align with 53" high towers, see guide on page 43
- Order Separately
- Hutch supports, see page 174

OPEN SHELF, SINGLE-SIDED, 12" HIGH



PART #	HEIGHT	WIDTH	DEPTH	PRICE
FD-OS-1236-C	12"	36"	13.75"	\$668
FD-OS-1242-C	12"	42"	13.75"	\$735
FD-OS-1248-C	12"	48"	13.75"	\$799
FD-OS-1254-C	12"	54"	13.75"	\$865
FD-OS-1260-C	12"	60"	13.75"	\$931
FD-OS-1266-C	12"	66"	13.75"	\$996
FD-OS-1272-C	12"	72"	13.75"	\$1,062

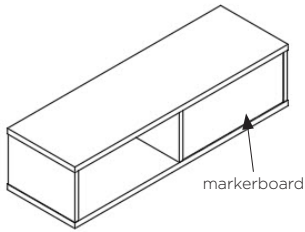
OPEN SHELF, SINGLE-SIDED, 15" HIGH



PART #	HEIGHT	WIDTH	DEPTH	PRICE
FD-OS-1536-C	15"	36"	13.75"	\$717
FD-OS-1542-C	15"	42"	13.75"	\$787
FD-OS-1548-C	15"	48"	13.75"	\$855
FD-OS-1554-C	15"	54"	13.75"	\$924
FD-OS-1560-C	15"	60"	13.75"	\$993
FD-OS-1566-C	15"	66"	13.75"	\$1,062
FD-OS-1572-C	15"	72"	13.75"	\$1,130

Hutch Overhead, Open Shelf

Shared



DESCRIPTION

Hutch overhead with open shelf, markerboard, shared

SPECIFICATION OPTIONS

product #: See charts below
top: See page 26
casing: See page 26

ORDER EXAMPLE

product #: FD-OS-4812-D
top: Espresso
casing: Espresso

Options/Notes

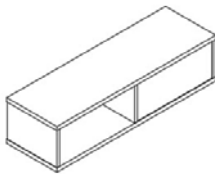
Standard Includes

- To align with 53" high towers, see guide on page 43

Order Separately

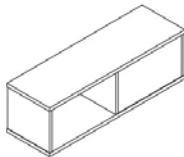
- Hutch supports, see page 174

OPEN SHELF, SHARED, 12" HIGH



PART #	HEIGHT	WIDTH	DEPTH	PRICE
FD-OS-1236-D	12"	36"	13.75"	\$845
FD-OS-1242-D	12"	42"	13.75"	\$940
FD-OS-1248-D	12"	48"	13.75"	\$1,033
FD-OS-1254-D	12"	54"	13.75"	\$1,126
FD-OS-1260-D	12"	60"	13.75"	\$1,220
FD-OS-1266-D	12"	66"	13.75"	\$1,314
FD-OS-1272-D	12"	72"	13.75"	\$1,406

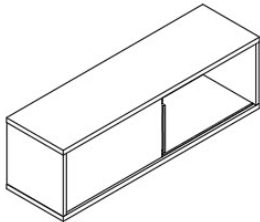
OPEN SHELF, SHARED, 15" HIGH



PART #	HEIGHT	WIDTH	DEPTH	PRICE
FD-OS-1536-D	15"	36"	13.75"	\$938
FD-OS-1542-D	15"	42"	13.75"	\$1,042
FD-OS-1548-D	15"	48"	13.75"	\$1,144
FD-OS-1554-D	15"	54"	13.75"	\$1,248
FD-OS-1560-D	15"	60"	13.75"	\$1,352
FD-OS-1566-D	15"	66"	13.75"	\$1,456
FD-OS-1572-D	15"	72"	13.75"	\$1,559

Hutch Overhead, Sliding Door

Single-sided



right shown

DESCRIPTION

Hutch overhead with sliding door, single-sided

SPECIFICATION OPTIONS

product #: See charts below
top: See page 26
casing: See page 26
front: See page 26
pulls: See page 22

ORDER EXAMPLE

product #: FD-OS-4812-E
top: Espresso
casing: Espresso
front: Espresso
pull: Wedge, brushed aluminum

Options/Notes

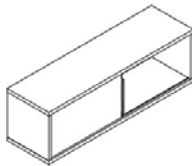
Standard Includes

- To align with 53" high towers, see guide on page 43

Order Separately

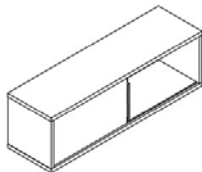
- Hutch supports, see page 174

SLIDING DOOR, SINGLE-SIDED, 12" HIGH



PART #	HEIGHT	WIDTH	DEPTH	PRICE	NOTES
FD-OS-1248L-E	12"	48"	13.75"	\$934	• Specify L for left or R for right indicating door pull location.
FD-OS-1248R-E	12"	48"	13.75"	\$934	
FD-OS-1254L-E	12"	54"	13.75"	\$1,007	
FD-OS-1254R-E	12"	54"	13.75"	\$1,007	
FD-OS-1260L-E	12"	60"	13.75"	\$1,080	
FD-OS-1260R-E	12"	60"	13.75"	\$1,080	
FD-OS-1266L-E	12"	66"	13.75"	\$1,154	
FD-OS-1266R-E	12"	66"	13.75"	\$1,154	
FD-OS-1272L-E	12"	72"	13.75"	\$1,227	
FD-OS-1272R-E	12"	72"	13.75"	\$1,227	

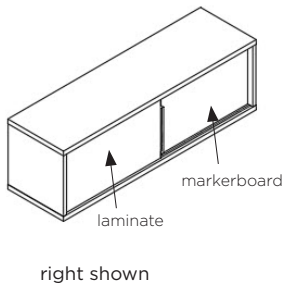
SLIDING DOOR, SINGLE-SIDED, 15" HIGH



PART #	HEIGHT	WIDTH	DEPTH	PRICE	NOTES
FD-OS-1548L-E	15"	48"	13.75"	\$991	• Specify L for left or R for right indicating door pull location.
FD-OS-1548R-E	15"	48"	13.75"	\$991	
FD-OS-1554L-E	15"	54"	13.75"	\$1,065	
FD-OS-1554R-E	15"	54"	13.75"	\$1,065	
FD-OS-1560L-E	15"	60"	13.75"	\$1,143	
FD-OS-1560R-E	15"	60"	13.75"	\$1,143	
FD-OS-1566L-E	15"	66"	13.75"	\$1,220	
FD-OS-1566R-E	15"	66"	13.75"	\$1,220	
FD-OS-1572L-E	15"	72"	13.75"	\$1,295	
FD-OS-1572R-E	15"	72"	13.75"	\$1,295	

Hutch Overhead, Sliding Door

Shared



DESCRIPTION

Hutch overhead with sliding laminate door and markerboard, shared

SPECIFICATION OPTIONS

product #: See charts below
top: See page 26
casing: See page 26
front: See page 26
pulls: See page 22

ORDER EXAMPLE

product #: FD-OS-4812-F
top: Espresso
casing: Espresso
front: Espresso
pull: Wedge, brushed aluminum

Options/Notes

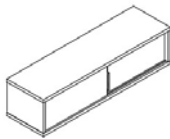
Standard Includes

- To align with 53" high towers, see guide on page 43

Order Separately

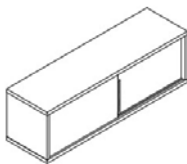
- Hutch supports, see page 174

SLIDING DOOR, SHARED, 12" HIGH



PART #	HEIGHT	WIDTH	DEPTH	PRICE	NOTES
FD-OS-1248L-F	12"	48"	13.75	\$1,483	• Specify L for left or R for right indicating door pull location.
FD-OS-1248R-F	12"	48"	13.75	\$1,483	
FD-OS-1254L-F	12"	54"	13.75	\$1,610	
FD-OS-1254R-F	12"	54"	13.75	\$1,610	
FD-OS-1260L-F	12"	60"	13.75	\$1,739	
FD-OS-1260R-F	12"	60"	13.75	\$1,739	
FD-OS-1266L-F	12"	66"	13.75	\$1,866	
FD-OS-1266R-F	12"	66"	13.75	\$1,866	
FD-OS-1272L-F	12"	72"	13.75	\$1,995	
FD-OS-1272R-F	12"	72"	13.75	\$1,995	

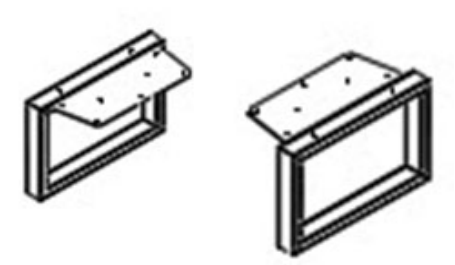
SLIDING DOOR, SHARED, 15" HIGH



PART #	HEIGHT	WIDTH	DEPTH	PRICE	NOTES
FD-OS-1548L-F	15"	48"	13.75	\$1,595	• Specify L for left or R for right indicating door pull location.
FD-OS-1548R-F	15"	48"	13.75	\$1,595	
FD-OS-1554L-F	15"	54"	13.75	\$1,733	
FD-OS-1554R-F	15"	54"	13.75	\$1,733	
FD-OS-1560L-F	15"	60"	13.75	\$1,871	
FD-OS-1560R-F	15"	60"	13.75	\$1,871	
FD-OS-1566L-F	15"	66"	13.75	\$2,008	
FD-OS-1566R-F	15"	66"	13.75	\$2,008	
FD-OS-1572L-F	15"	72"	13.75	\$2,146	
FD-OS-1572R-F	15"	72"	13.75	\$2,146	

Hutch Overhead

Hutch Support



DESCRIPTION
Hutch support for worksurface or credenza mount.

SPECIFICATION OPTIONS	ORDER EXAMPLE
product #: See charts below support finish: CW, BU, SV	product #: FCHS.1412 support finish: SV Silver

Options/Notes

Standard Includes

- Supports for overhead Hutches
- Can be mounted to a credenza or worksurface
- To align with 53" high towers, see guide on page 43

HUTCH SUPPORT

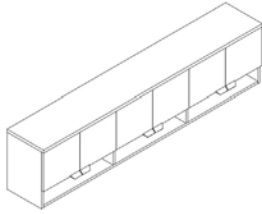
	PART #	HEIGHT	DEPTH	PRICE	NOTES
	FCHS.1409	9"	13.75	\$205	• Sold in pairs
	FCHS.1412	12"	13.75	\$217	
	FCHS.1415	15"	13.75	\$231	

SHARED HUTCH SUPPORT

	PART #	HEIGHT	PRICE	NOTES
	FD-DA-DT300	12"	\$235	Used to mount shared hutches on top of a credenza. Sold in pairs.

Wall Mounted Overhead

Laminate



DESCRIPTION

Wall mounted overhead with laminate swing doors, open shelves and paper shelves

SPECIFICATION OPTIONS

product #: See charts below
top: See page 26
casing: See page 26
front: See page 26
overhead pull: BA or BU

ORDER EXAMPLE

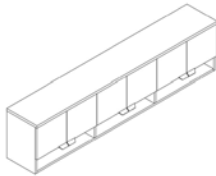
product #: FD-OS-1636-M
top: Espresso
casing: Espresso
front: Espresso
overhead pull: BA Brushed Aluminum

Options/Notes

Standard Includes

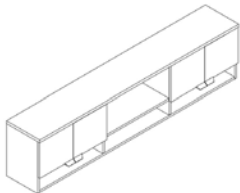
- Wall mounted overheads have tab style pulls only, choose finish BA Brushed Aluminum or BU Black Umber

LAMINATE SWING DOORS & PAPER SHELF, 20" HIGH



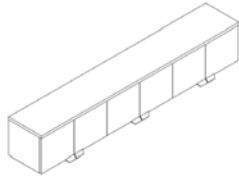
PART #	HEIGHT	WIDTH	DEPTH	PRICE	NOTES
FD-OS-2036-H	20"	36"	14"	\$1,472	• Laminate swing doors & paper shelf
FD-OS-2042-H	20"	42"	14"	\$1,591	
FD-OS-2048-H	20"	48"	14"	\$1,695	
FD-OS-2054-H	20"	54"	14"	\$1,816	
FD-OS-2060-H	20"	60"	14"	\$1,920	
FD-OS-2066-H	20"	66"	14"	\$2,347	
FD-OS-2072-H	20"	72"	14"	\$2,459	
FD-OS-2078-H	20"	78"	14"	\$2,571	
FD-OS-2084-H	20"	84"	14"	\$2,683	

LAMINATE SWING DOORS, OPEN SHELF & PAPER SHELF, 20" HIGH



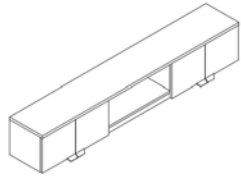
PART #	HEIGHT	WIDTH	DEPTH	PRICE	NOTES
FD-OS-2060-J	20"	60"	14"	\$2,026	• Laminate swing doors, open shelf, & paper shelf
FD-OS-2066-J	20"	66"	14"	\$2,055	
FD-OS-2072-J	20"	72"	14"	\$2,160	
FD-OS-2078-J	20"	78"	14"	\$2,266	
FD-OS-2084-J	20"	84"	14"	\$2,370	

LAMINATE SWING DOORS, 16" HIGH



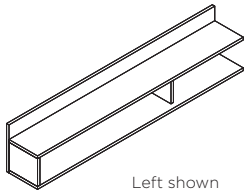
PART #	HEIGHT	WIDTH	DEPTH	PRICE	NOTES
FD-OS-1636-M	16"	36"	14"	\$1,407	• Laminate swing doors
FD-OS-1642-M	16	42"	14"	\$1,511	
FD-OS-1648-M	16	48"	14"	\$1,602	
FD-OS-1654-M	16	54"	14"	\$1,707	
FD-OS-1660-M	16"	60"	14"	\$1,846	
FD-OS-1666-M	16	66"	14"	\$2,223	
FD-OS-1672-M	16	72"	14"	\$2,321	
FD-OS-1678-M	16	78"	14"	\$2,419	
FD-OS-1684-M	16"	84"	14"	\$2,515	

LAMINATE SWING DOORS & OPEN SHELF, 16" HIGH



PART #	HEIGHT	WIDTH	DEPTH	PRICE	NOTES
FD-OS-1660-N	16"	60"	14"	\$1,782	• Laminate swing doors & open shelf
FD-OS-1666-N	16	66"	14"	\$1,854	
FD-OS-1672-N	16	72"	14"	\$1,945	
FD-OS-1678-N	16	78"	14"	\$2,032	
FD-OS-1684-N	16"	84"	14"	\$2,123	

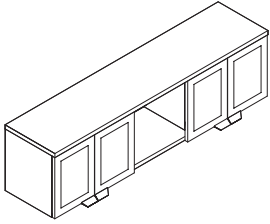
LAMINATE OPEN SHELF, 17" HIGH



PART #	HEIGHT	WIDTH	DEPTH	PRICE	NOTES
FD-OS-1736L-S	17"	36"	12.75"	\$1,619	• Laminate open shelf • Interior height of shelf is 9 3/4"
FD-OS-1736R-S	17"	36"	12.75"	\$1,619	
FD-OS-1742L-S	17"	42"	12.75"	\$1,705	
FD-OS-1742R-S	17"	42"	12.75"	\$1,705	
FD-OS-1748L-S	17"	48"	12.75"	\$1,817	
FD-OS-1748R-S	17"	48"	12.75"	\$1,817	
FD-OS-1754L-S	17"	54"	12.75"	\$1,904	
FD-OS-1754R-S	17"	54"	12.75"	\$1,904	
FD-OS-1760L-S	17"	60"	12.75"	\$1,991	
FD-OS-1760R-S	17"	60"	12.75"	\$1,991	
FD-OS-1766L-S	17"	66"	12.75"	\$2,077	
FD-OS-1766R-S	17"	66"	12.75"	\$2,077	
FD-OS-1772L-S	17"	72"	12.75"	\$2,189	
FD-OS-1772R-S	17"	72"	12.75"	\$2,189	
FD-OS-1778L-S	17"	78"	12.75"	\$2,437	
FD-OS-1778R-S	17"	78"	12.75"	\$2,437	
FD-OS-1784L-S	17"	84"	12.75"	\$2,528	
FD-OS-1784R-S	17"	84"	12.75"	\$2,528	

Wall Mounted Overhead

Aluminium/Glass



DESCRIPTION

Wall mount overhead with aluminum/glass swing doors, open shelves and paper shelves

SPECIFICATION OPTIONS

product #: See charts below
top: See page 26
casing: See page 26
overhead pull: BA or BU

ORDER EXAMPLE

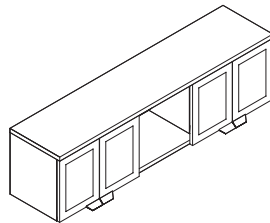
product #: FD-OS-1660-P
top: Espresso
casing: Espresso
overhead pull: BA Brushed Aluminum

Options/Notes

Standard Includes

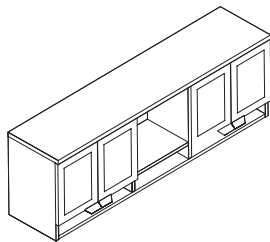
- Wall mounted overheads have tab style pulls only, choose finish BA Brushed Aluminum or BU Black Umber

ALUMINIUM/GLASS SWING DOORS & OPEN SHELF, 16" HIGH



PART #	HEIGHT	WIDTH	DEPTH	PRICE	NOTES
FD-OS-1660-P	16"	60"	14"	\$3,390	• Aluminum/Glass swing doors & open shelf
FD-OS-1666-P	16	66"	14"	\$3,586	
FD-OS-1672-P	16	72"	14"	\$3,659	
FD-OS-1678-P	16	78"	14"	\$3,731	
FD-OS-1684-P	16"	84"	14"	\$3,803	

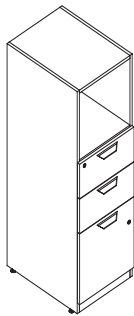
ALUMINIUM/GLASS SWING DOORS & OPEN SHELF, PAPER SHELF BELOW 20" HIGH



PART #	HEIGHT	WIDTH	DEPTH	PRICE	NOTES
FD-OS-2060-Q	20"	60"	14"	\$3,562	• Aluminum/Glass swing doors, open shelf & paper shelf
FD-OS-2066-Q	20"	66"	14"	\$3,635	
FD-OS-2072-Q	20"	72"	14"	\$3,710	
FD-OS-2078-Q	20"	78"	14"	\$3,782	
FD-OS-2084-Q	20"	84"	14"	\$3,852	

Towers

With Base



Shown above are two style options.
More styles are available below.

DESCRIPTION

Storage with vertical style combinations of drawers, shelves, and doors

SPECIFICATION OPTIONS

product #: See charts below
top: See page 26
casing: See page 26
front: See page 26
pull: See page 22

ORDER EXAMPLE

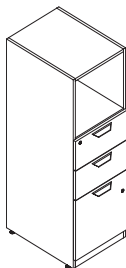
product #: FD-ST-1853-B
top: Espresso
casing: Espresso
front: Espresso
pull: Wedge, brushed aluminum

Options/Notes

Standard Includes

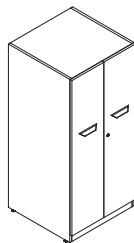
- See style specific notes below for specification options.
- Includes lock.
- Specify pull when ordering
- Pulls have color options: specify color when ordering.
- Includes lock

18" WIDE

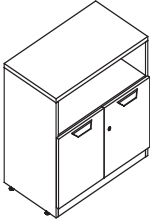


PART #	HEIGHT	WIDTH	DEPTH	PRICE	NOTES
FD-ST-1853-B	53"	18"	24"	\$1,704	<ul style="list-style-type: none">• Includes lock• Specify pull when ordering

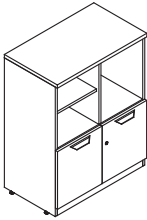
24" WIDE



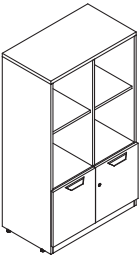
PART #	HEIGHT	WIDTH	DEPTH	PRICE	NOTES
FD-ST-2453-B	53"	24"	24"	\$2,039	<ul style="list-style-type: none">• There is one adjustable shelf and one coat rod. There is no divider inside.• Includes lock• Specify pull when ordering

30" WIDE, 29" HIGH

PART #	HEIGHT	WIDTH	DEPTH	PRICE	NOTES
FD-ST-3029-B	29"	30"	18"	\$1,190	<ul style="list-style-type: none"> • Does not provide support for tabletop. • Includes lock • Specify pull when ordering

30" WIDE, 39" HIGH

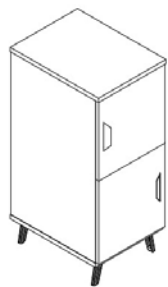
PART #	HEIGHT	WIDTH	DEPTH	PRICE	NOTES
FD-ST-3039-B	39"	30"	18"	\$1,328	<ul style="list-style-type: none"> • Includes lock • Specify pull when ordering

30" WIDE, 53" HIGH

PART #	HEIGHT	WIDTH	DEPTH	PRICE	NOTES
FD-ST-3053-B	53"	30"	18"	\$1,483	<ul style="list-style-type: none"> • Includes lock • Specify pull when ordering

Shared Storage Tower

With feet



DESCRIPTION	
Shared storage tower with feet	
SPECIFICATION OPTIONS	ORDER EXAMPLE
product #: See charts below top: See page 26 casing: See page 26 front: See page 26 pull: See page 22 foot style: Taper or Inset support finish: CW, BU, SV	product #: FD-SST-1845-F top: Espresso casing: Espresso front: Espresso pull: Wedge, brushed aluminum foot style: Taper support finish: CW Cloud White

Options/Notes

Standard Includes

- Closed door and fixed shelf
- Shelving matches casing selection

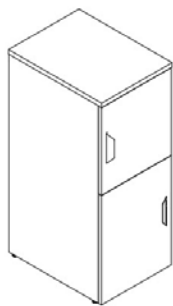
CLOSED DOOR, FIXED SHELF WITH FEET, 24" DEEP



PART #	HEIGHT	WIDTH	DEPTH	PRICE
FD-SST-1845-F	45"	18"	24"	\$1,996
FD-SST-1853-F	53"	18"	24"	\$2,103
FD-SST-1869-F	69"	18"	24"	\$2,393

Shared Storage Tower

With base



DESCRIPTION

Shared storage tower with base

SPECIFICATION OPTIONS

product #: See charts below
top: See page 26
casing: See page 26
front: See page 26
pull: See page 22

ORDER EXAMPLE

product #: FD-SST-1845-B
top: Espresso
casing: Espresso
front: Espresso
pull: Wedge, brushed aluminum

Options/Notes

Standard Includes

- Closed door and fixed shelf
- Shelving matches casing selection

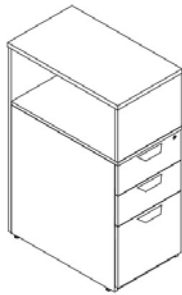
CLOSED DOOR, FIXED SHELF WITH BASE, 24" DEEP



PART #	HEIGHT	WIDTH	DEPTH	PRICE	NOTES
FD-SST-1845-B	45"	18"	24"	\$1,989	• Closed door, fixed shelf & base
FD-SST-1853-B	53"	18"	24"	\$2,122	
FD-SST-1869-B	69"	18"	24"	\$2,387	

Pedestal Tower

With base



Right Shown

DESCRIPTION

Pedestal tower with box/box/file and open side shelf with base

SPECIFICATION OPTIONS

product #: See charts below
top: See page 26
casing: See page 26
front: See page 26
pull: See page 22

ORDER EXAMPLE

product #: FD-NST-1845-F-L
top: Espresso
casing: Espresso
front: Espresso
pull: Slant, black umber

Options/Notes

- Standard Includes**
- Box/box/file and open side shelf
 - Includes lock

PEDESTAL TOWER, 24" DEEP



PART #	HEIGHT	WIDTH	DEPTH	PRICE
FD-PTW24-1845-B-L	45"	18"	24"	\$2,258
FD-PTW24-1845-B-R	45"	18"	24"	\$2,258
FD-PTW24-1853-B-L	53"	18"	24"	\$2,367
FD-PTW24-1853-B-R	53"	18"	24"	\$2,367

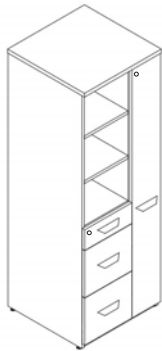
PEDESTAL TOWER, 30" DEEP



PART #	HEIGHT	WIDTH	DEPTH	PRICE
FD-PTW30-1845-B-L	45"	18"	30"	\$2,446
FD-PTW30-1845-B-R	45"	18"	30"	\$2,446
FD-PTW30-1853-B-L	53"	18"	30"	\$2,574
FD-PTW30-1853-B-R	53"	18"	30"	\$2,574

Wardrobe Tower

With base



Right Shown

DESCRIPTION

Wardrobe tower with base

SPECIFICATION OPTIONS

product #: See charts below
top: See page 26
casing: See page 26
front: See page 26
pull: See page 22

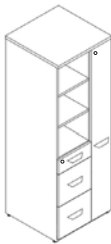
ORDER EXAMPLE

product #: FD-STW-2469-B-L
top: Espresso
casing: Espresso
front: Espresso
pull: Slant, black umber

Options/Notes

- Standard Includes**
- Storage tower with wardrobe, box/file/file and open front shelves
 - Wardrobe includes coat rod
 - Specify L for left wardrobe, R for right wardrobe
 - Includes locks

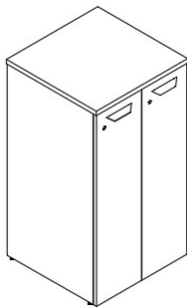
Wardrobe Tower



PART #	HEIGHT	WIDTH	DEPTH	PRICE
FD-STW-2445-B-L	45"	24"	24"	\$3,043
FD-STW-2445-B-R	45"	24"	24"	\$3,043
FD-STW-2453-B-L	53"	24"	24"	\$3,188
FD-STW-2453-B-R	53"	24"	24"	\$3,188
FD-STW-2469-B-L	69"	24"	24"	\$3,496
FD-STW-2469-B-R	69"	24"	24"	\$3,496

Lockers

With Base



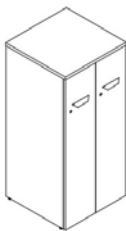
DESCRIPTION
Base, locking door, wardrobe bar and fixed shelf.

SPECIFICATION OPTIONS	ORDER EXAMPLE
product #: See charts below top: See page 26 casing: See page 26 front: See page 26 pull: See page 22	product #: FD-SL-2-45-B top: Espresso casing: Espresso front: Espresso pull: Wedge, brushed aluminum

Options/Notes

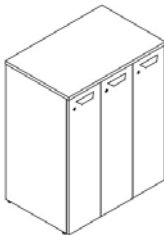
- Standard Includes**
- Fixed matches casing selection
 - Coat Rod Included in each section
 - Each door has individual lock

LOCKER, 2 SECTION



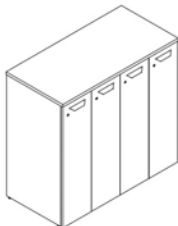
PART #	HEIGHT	WIDTH	DEPTH	PRICE
FD-SL-2-45-B	45"	24"	24"	\$2,116
FD-SL-2-53-B	53"	24"	24"	\$2,304
FD-SL-2-69-B	69"	24"	24"	\$2,728

LOCKER, 3 SECTION



PART #	HEIGHT	WIDTH	DEPTH	PRICE
FD-SL-3-45-B	45"	36"	24"	\$3,008
FD-SL-3-53-B	53"	36"	24"	\$3,273
FD-SL-3-69-B	69"	36"	24"	\$3,870

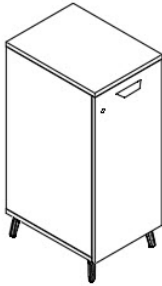
LOCKER, 4 SECTION



PART #	HEIGHT	WIDTH	DEPTH	PRICE
FD-SL-4-45-B	45"	48"	24"	\$3,900
FD-SL-4-53-B	53"	48"	24"	\$4,242
FD-SL-4-69-B	69"	48"	24"	\$5,012

Wardrobe

With feet



Right Shown

DESCRIPTION

Wardrobe cabinets with feet, closed door and fixed shelves

SPECIFICATION OPTIONS

product #: See charts below
top: See page 26
casing: See page 26
front: See page 26
pull: See page 22
foot style: Taper or Inset
support finish: CW, BU, SV

ORDER EXAMPLE

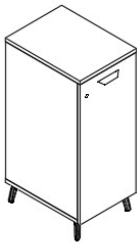
product #: FD-W-1845-F-L
top: Espresso
casing: Espresso
front: Espresso
pull: Wedge, brushed aluminum
foot style: Inset
support finish: SV Silver

Options/Notes

Standard Includes

- L for left door, or R for right door
- Shelving matches casing selection
- Coat rod included
- Fixed shelf included
- Includes lock

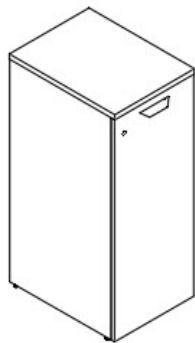
WARDROBE



PART #	HEIGHT	WIDTH	DEPTH	PRICE
FD-W-1245-F-L	45"	12"	24"	\$1,273
FD-W-1245-F-R	45"	12"	24"	\$1,273
FD-W-1253-F-L	53"	12"	24"	\$1,398
FD-W-1253-F-R	53"	12"	24"	\$1,398
FD-W-1269-F-L	69"	12"	24"	\$1,669
FD-W-1269-F-R	69"	12"	24"	\$1,669
FD-W-1845-F-L	45"	18"	24"	\$1,538
FD-W-1845-F-R	45"	18"	24"	\$1,538
FD-W-1853-F-L	53"	18"	24"	\$1,667
FD-W-1853-F-R	53"	18"	24"	\$1,667
FD-W-1869-F-L	69"	18"	24"	\$1,956
FD-W-1869-F-R	69"	18"	24"	\$1,956

Wardrobe

With base



Right Shown

DESCRIPTION

Wardrobe cabinets with base, closed door and fixed shelves

SPECIFICATION OPTIONS

product #: See charts below
top: See page 26
casing: See page 26
front: See page 26
pull: See page 22

ORDER EXAMPLE

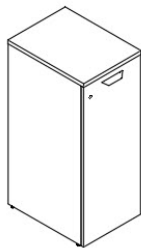
product #: FD-W-1845-B-L
top: Espresso
casing: Espresso
front: Espresso
pull: Wedge, brushed aluminum

Options/Notes

Standard Includes

- L for left door, or R for right door
- Shelving matches casing selection
- Coat rod included
- Fixed shelf included
- Includes lock

WARDROBE



PART #	HEIGHT	WIDTH	DEPTH	PRICE
FD-W-1245-B-L	45"	12"	24"	\$1,236
FD-W-1245-B-R	45"	12"	24"	\$1,236
FD-W-1253-B-L	53"	12"	24"	\$1,348
FD-W-1253-B-R	53"	12"	24"	\$1,348
FD-W-1269-B-L	69"	12"	24"	\$1,598
FD-W-1269-B-R	69"	12"	24"	\$1,598
FD-W-1845-B-L	45"	18"	24"	\$1,509
FD-W-1845-B-R	45"	18"	24"	\$1,509
FD-W-1853-B-L	53"	18"	24"	\$1,637
FD-W-1853-B-R	53"	18"	24"	\$1,637
FD-W-1869-B-L	69"	18"	24"	\$1,893
FD-W-1869-B-R	69"	18"	24"	\$1,893

Combo Wardrobe/Bookcase with Doors

With Feet



Right Shown

DESCRIPTION

Combo wardrobe/bookcase with doors, fixed shelves and feet

SPECIFICATION OPTIONS

product #: See charts below
top: See page 26
casing: See page 26
front: See page 26
pull: See page 22
foot style: Taper or Inset
support finish: CW, BU, SV

ORDER EXAMPLE

product #: FD-CWD-3645-F-L
top: Espresso
casing: Espresso
front: Espresso
pull: Wedge, brushed aluminum
foot style: Inset
support finish: SV Silver

Options/Notes

Standard Includes

- L for left wardrobe, or R for right wardrobe
- Shelving matches casing selection
- Coat rod on one side
- Shelf on opposite side

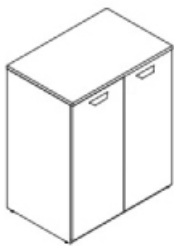
COMBO WARDROBE/BOOKCASE, 36" WIDE



PART #	HEIGHT	WIDTH	DEPTH	PRICE
FD-CWD-3645-F-L	45"	36"	24"	\$3,140
FD-CWD-3645-F-R	45"	36"	24"	\$3,140
FD-CWD-3653-F-L	53"	36"	24"	\$3,146
FD-CWD-3653-F-R	53"	36"	24"	\$3,146
FD-CWD-3669-F-L	69"	36"	24"	\$3,966
FD-CWD-3669-F-R	69"	36"	24"	\$3,966

Combo Wardrobe/Bookcase with doors

With Base



Right Shown

DESCRIPTION

Combo wardrobe/bookcase with doors, fixed shelves and base

SPECIFICATION OPTIONS

product #: See charts below
top: See page 26
casing: See page 26
front: See page 26
pull: See page 22

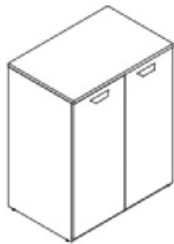
ORDER EXAMPLE

product #: FD-CWD-3645-B-L
top: Espresso
casing: Espresso
front: Espresso
pull: Wedge, brushed aluminum

Options/Notes

- Standard Includes**
- L for left wardrobe, or R for right wardrobe
 - Shelving matches casing selection
 - Coat rod on one side
 - Shelves on opposite side

COMBO WARDROBE/BOOKCASE, 36" WIDE



PART #	HEIGHT	WIDTH	DEPTH	PRICE
FD-CWD-3645-B-L	45"	36"	24"	\$2,837
FD-CWD-3645-B-R	45"	36"	24"	\$2,837
FD-CWD-3653-B-L	53"	36"	24"	\$3,100
FD-CWD-3653-B-R	53"	36"	24"	\$3,100
FD-CWD-3669-B-L	69"	36"	24"	\$3,956
FD-CWD-3669-B-R	69"	36"	24"	\$3,956

Combo Wardrobe/Bookcase with open shelves

With Feet



right wardrobe shown

DESCRIPTION

Combo wardrobe/bookcase with open shelves, closed door and feet

SPECIFICATION OPTIONS

product #: See charts below
top: See page 26
casing: See page 26
front: See page 26
pull: See page 22
foot style: Taper or Inset
support finish: CW, BU, SV

ORDER EXAMPLE

product #: FD-CWO-3645-F-L
top: Espresso
casing: Espresso
front: Espresso
pull: Wedge, brushed aluminum
foot style: Inset
support finish: SV Silver

Options/Notes

Standard Includes

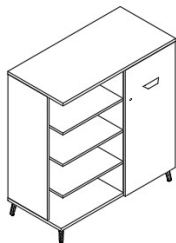
- L for left wardrobe, or R for right wardrobe
- Shelving matches casing selection
- Coat rod included
- Includes lock

COMBO WARDROBE/BOOKCASE, OPEN, 36" WIDE



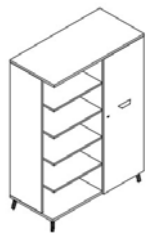
PART #	HEIGHT	WIDTH	DEPTH	PRICE
FD-CWO-3645-F-L	45"	36"	24"	\$2,406
FD-CWO-3645-F-R	45"	36"	24"	\$2,406
FD-CWO-3653-F-L	53"	36"	24"	\$2,607
FD-CWO-3653-F-R	53"	36"	24"	\$2,607
FD-CWO-3669-F-L	69"	36"	24"	\$3,378
FD-CWO-3669-F-R	69"	36"	24"	\$3,378

COMBO WARDROBE/BOOKCASE, OPEN, 42" WIDE



PART #	HEIGHT	WIDTH	DEPTH	PRICE
FD-CWO-4245-F-L	45"	42"	24"	\$2,527
FD-CWO-4245-F-R	45"	42"	24"	\$2,527
FD-CWO-4253-F-L	53"	42"	24"	\$2,735
FD-CWO-4253-F-R	53"	42"	24"	\$2,735
FD-CWO-4269-F-L	69"	42"	24"	\$3,524
FD-CWO-4269-F-R	69"	42"	24"	\$3,524

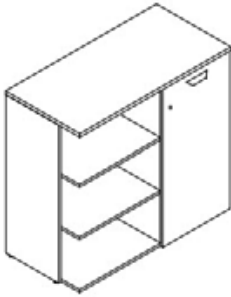
COMBO WARDROBE/BOOKCASE, 48" WIDE



PART #	HEIGHT	WIDTH	DEPTH	PRICE
FD-CWO-4845-F-L	45"	48"	24"	\$2,646
FD-CWO-4845-F-R	45"	48"	24"	\$2,646
FD-CWO-4853-F-L	53"	48"	24"	\$2,865
FD-CWO-4853-F-R	53"	48"	24"	\$2,865
FD-CWO-4869-F-L	69"	48"	24"	\$3,668
FD-CWO-4869-F-R	69"	48"	24"	\$3,668

Combo Wardrobe/Bookcase with open shelves

With Base



right wardrobe shown

DESCRIPTION

Combo wardrobe/bookcase with open shelves, closed door and base

SPECIFICATION OPTIONS

product #: See charts below
top: See page 26
casing: See page 26
front: See page 26
pull: See page 22

ORDER EXAMPLE

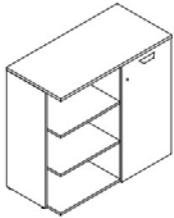
product #: FD-CWO-3645-B-L
top: Espresso
casing: Espresso
front: Espresso
pull: Wedge, brushed aluminum

Options/Notes

Standard Includes

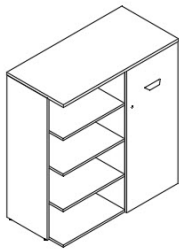
- L for left wardrobe, or R for right wardrobe
- Shelving matches casing selection
- Coat rod included
- Includes lock

COMBO WARDROBE/BOOKCASE, OPEN, 36" WIDE



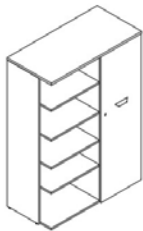
PART #	HEIGHT	WIDTH	DEPTH	PRICE
FD-CWO-3645-B-L	45"	36"	24"	\$2,451
FD-CWO-3645-B-R	45"	36"	24"	\$2,451
FD-CWO-3653-B-L	53"	36"	24"	\$2,653
FD-CWO-3653-B-R	53"	36"	24"	\$2,653
FD-CWO-3669-B-L	69"	36"	24"	\$3,423
FD-CWO-3669-B-R	69"	36"	24"	\$3,423

COMBO WARDROBE/BOOKCASE, OPEN, 42" WIDE



PART #	HEIGHT	WIDTH	DEPTH	PRICE
FD-CWO-4245-B-L	45"	42"	24"	\$2,584
FD-CWO-4245-B-R	45"	42"	24"	\$2,584
FD-CWO-4253-B-L	53"	42"	24"	\$2,794
FD-CWO-4253-B-R	53"	42"	24"	\$2,794
FD-CWO-4269-B-L	69"	42"	24"	\$3,583
FD-CWO-4269-B-R	69"	42"	24"	\$3,583

COMBO WARDROBE/BOOKCASE, OPEN, 48" WIDE



PART #	HEIGHT	WIDTH	DEPTH	PRICE
FD-CWO-4845-B-L	45"	48"	24"	\$2,720
FD-CWO-4845-B-R	45"	48"	24"	\$2,720
FD-CWO-4853-B-L	53"	48"	24"	\$2,938
FD-CWO-4853-B-R	53"	48"	24"	\$2,938
FD-CWO-4869-B-L	69"	48"	24"	\$3,744
FD-CWO-4869-B-R	69"	48"	24"	\$3,744

Open Bookcase with Cube Shelves

With Feet



DESCRIPTION

Open bookcase with feet, center dividers

SPECIFICATION OPTIONS

product #: See charts below
top: See page 26
casing: See page 26
foot style: Taper or Inset
support finish: CW, BU, SV

ORDER EXAMPLE

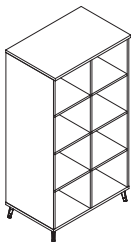
product #: FD-OBC-5445-F
top: Espresso
casing: Espresso
foot style: Taper
support finish: CW Cloud White

Options/Notes

Standard Includes

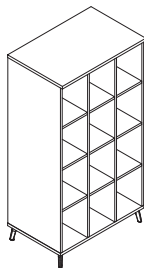
- Freestanding open bookcase
- Shelving matches casing selection

OPEN BOOKCASE with feet, 36" WIDE



PART #	HEIGHT	WIDTH	DEPTH	PRICE
FD-OBC-3645-F	45"	36"	15"	\$1,958
FD-OBC-3653-F	53"	36"	15"	\$2,062
FD-OBC-3669-F	69"	36"	15"	\$2,670

OPEN BOOKCASE with feet, 42" WIDE



PART #	HEIGHT	WIDTH	DEPTH	PRICE
FD-OBC-4245-F	45"	42"	15"	\$2,371
FD-OBC-4253-F	53"	42"	15"	\$2,573
FD-OBC-4269-F	69"	42"	15"	\$3,241

OPEN BOOKCASE with feet, 48" WIDE



PART #	HEIGHT	WIDTH	DEPTH	PRICE
FD-OBC-4845-F	45"	48"	15"	\$2,515
FD-OBC-4853-F	53"	48"	15"	\$2,715
FD-OBC-4869-F	69"	48"	15"	\$3,327

OPEN BOOKCASE with feet, 54" WIDE



PART #	HEIGHT	WIDTH	DEPTH	PRICE
FD-OBC-5445-F	45"	54"	15"	\$2,862
FD-OBC-5453-F	53"	54"	15"	\$3,140
FD-OBC-5469-F	69"	54"	15"	\$3,865

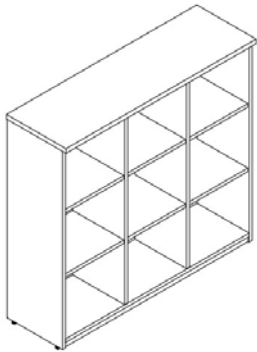
OPEN BOOKCASE with feet, 60" WIDE



PART #	HEIGHT	WIDTH	DEPTH	PRICE
FD-OBC-6045-F	45"	60"	15"	\$3,373
FD-OBC-6053-F	53"	60"	15"	\$3,688
FD-OBC-6069-F	69"	60"	15"	\$4,577

Open Bookcase with Cube Shelves

With Base



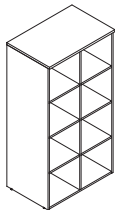
DESCRIPTION		
Open bookcase with base, center dividers		
SPECIFICATION OPTIONS		ORDER EXAMPLE
product #: See charts below		product #: FD-OBC-4845-B
top: See page 26		top: Espresso
casing: See page 26		casing: Espresso

Options/Notes

Standard Includes

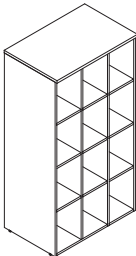
- Freestanding open bookcase
- Shelving matches casing selection

OPEN BOOKCASE with base, 36" WIDE



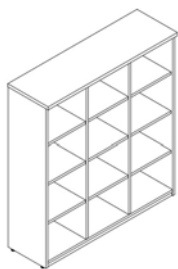
PART #	HEIGHT	WIDTH	DEPTH	PRICE
FD-OBC-3645-B	45"	36"	15"	\$1,992
FD-OBC-3653-B	53"	36"	15"	\$2,156
FD-OBC-3669-B	69"	36"	15"	\$2,665

OPEN BOOKCASE with base, 42" WIDE



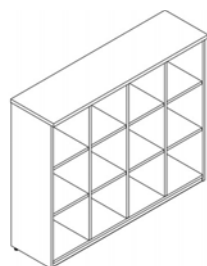
PART #	HEIGHT	WIDTH	DEPTH	PRICE
FD-OBC-4245-B	45"	42"	15"	\$2,399
FD-OBC-4253-B	53"	42"	15"	\$2,613
FD-OBC-4269-B	69"	42"	15"	\$3,230

OPEN BOOKCASE with base, 48" WIDE



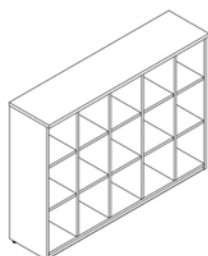
PART #	HEIGHT	WIDTH	DEPTH	PRICE
FD-OBC-4845-B	45"	48"	15"	\$2,499
FD-OBC-4853-B	53"	48"	15"	\$2,699
FD-OBC-4869-B	69"	48"	15"	\$3,349

OPEN BOOKCASE with base, 54" WIDE



PART #	HEIGHT	WIDTH	DEPTH	PRICE
FD-OBC-5445-B	45"	54"	15"	\$2,912
FD-OBC-5453-B	53"	54"	15"	\$3,159
FD-OBC-5469-B	69"	54"	15"	\$3,883

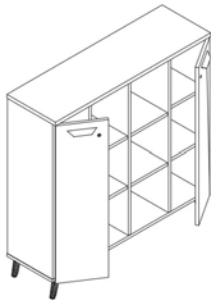
OPEN BOOKCASE with base, 60" WIDE



PART #	HEIGHT	WIDTH	DEPTH	PRICE
FD-OBC-6045-B	45"	60"	15"	\$3,444
FD-OBC-6053-B	53"	60"	15"	\$3,759
FD-OBC-6069-B	69"	60"	15"	\$4,476

Combo Bookcase Cube Shelves

With Feet



DESCRIPTION

Combo bookcase with feet, center dividers, adjustable shelves and doors.

SPECIFICATION OPTIONS

product #: See charts below
top: See page 26
casing: See page 26
front: See page 26
pull: See page 22
foot style: Taper or Inset
support finish: CW, BU, SV

ORDER EXAMPLE

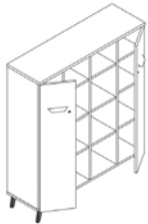
product #: FD-CBC-4845-F
top: Espresso
casing: Espresso
front: Espresso
pull: Wedge, brushed aluminum
foot style: Inset
support finish: CW Cloud White

Options/Notes

Standard Includes

- Shelving matches casing selection
- Includes lock

COMBO BOOKCASE with feet, 48" WIDE



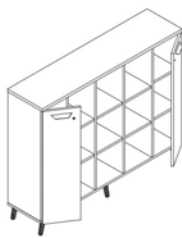
PART #	HEIGHT	WIDTH	DEPTH	PRICE
FD-CBC-4845-F	45"	48"	15"	\$3,132
FD-CBC-4853-F	53"	48"	15"	\$3,384
FD-CBC-4869-F	69"	48"	15"	\$4,191

COMBO BOOKCASE with feet, 54" WIDE



PART #	HEIGHT	WIDTH	DEPTH	PRICE
FD-CBC-5445-F	45"	54"	15"	\$3,508
FD-CBC-5453-F	53"	54"	15"	\$3,810
FD-CBC-5469-F	69"	54"	15"	\$4,728

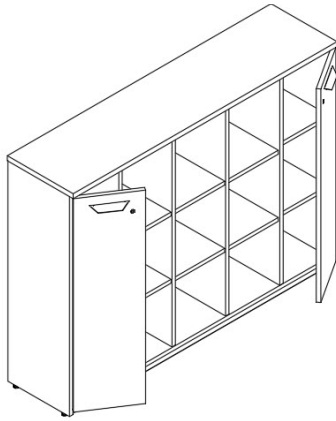
COMBO BOOKCASE with feet, 60" WIDE



PART #	HEIGHT	WIDTH	DEPTH	PRICE
FD-CBC-6045-F	45"	60"	15"	\$3,988
FD-CBC-6053-F	53"	60"	15"	\$4,356
FD-CBC-6069-F	69"	60"	15"	\$5,441

Combo Bookcase Cube Shelves

With Base



DESCRIPTION

Combo bookcase with base, center dividers, adjustable shelves and doors.

SPECIFICATION OPTIONS

product #: See charts below
top: See page 26
casing: See page 26
front: See page 26
pull: See page 22

ORDER EXAMPLE

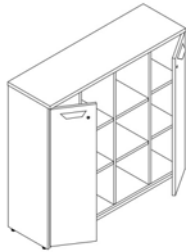
product #: FD-CBC-6045-B
top: Espresso
casing: Espresso
front: Espresso
pull: Wedge, brushed aluminum

Options/Notes

Standard Includes

- Shelving matches casing selection
- Includes lock

COMBO BOOKCASE with base, 48" WIDE



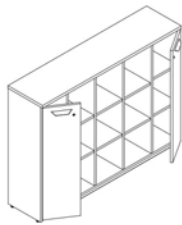
PART #	HEIGHT	WIDTH	DEPTH	PRICE
FD-CBC-4845-B	45"	48"	15"	\$3,158
FD-CBC-4853-B	53"	48"	15"	\$3,412
FD-CBC-4869-B	69"	48"	15"	\$4,218

COMBO BOOKCASE with base, 54" WIDE



PART #	HEIGHT	WIDTH	DEPTH	PRICE
FD-CBC-5445-B	45"	54"	15"	\$3,570
FD-CBC-5453-B	53"	54"	15"	\$3,870
FD-CBC-5469-B	69"	54"	15"	\$4,790

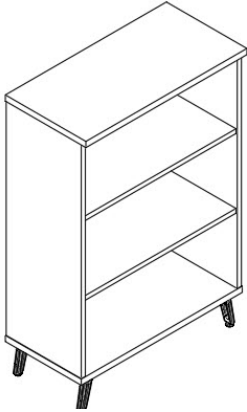
COMBO BOOKCASE with base, 60" WIDE



PART #	HEIGHT	WIDTH	DEPTH	PRICE
FD-CBC-6045-B	45"	60"	15"	\$4,102
FD-CBC-6053-B	53"	60"	15"	\$4,470
FD-CBC-6069-B	69"	60"	15"	\$5,382

Classic Bookcase

With Feet



DESCRIPTION

Classic bookcase with feet and adjustable shelves

SPECIFICATION OPTIONS

product #: See charts below
top: See page 26
casing: See page 26
foot style: Taper or Inset
support finish: CW, BU, SV

ORDER EXAMPLE

product #: FD-BC-3-30-F
top: Espresso
casing: Espresso
foot style: Inset
support finish: CW Cloud White

Options/Notes

Standard Includes

- Freestanding open bookcase
- Shelving matches casing selection

CLASSIC BOOKCASE with Feet, 29" HIGH



PART #	HEIGHT	WIDTH	DEPTH	PRICE	NOTES
FD-BC-2-30-F	29"	30"	15"	\$1,052	• (1) adjustable shelf
FD-BC-2-36-F	29"	36"	15"	\$1,275	

CLASSIC BOOKCASE with Feet, 45" HIGH



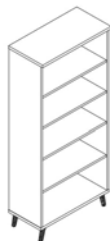
PART #	HEIGHT	WIDTH	DEPTH	PRICE	NOTES
FD-BC-3-30-F	45"	30"	15"	\$1,571	• (2) adjustable shelves
FD-BC-3-36-F	45"	36"	15"	\$1,734	

CLASSIC BOOKCASE with Feet, 53" HIGH



PART #	HEIGHT	WIDTH	DEPTH	PRICE	NOTES
FD-BC-4-30-F	53"	30"	15"	\$1,760	• (1) fixed shelf and (2) adjustable shelves
FD-BC-4-36-F	53"	36"	15"	\$1,930	

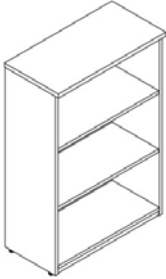
CLASSIC BOOKCASE with Feet, 69" HIGH



PART #	HEIGHT	WIDTH	DEPTH	PRICE	NOTES
FD-BC-5-30-F	69"	30"	15"	\$2,170	• (1) fixed shelf and (3) adjustable shelves
FD-BC-5-36-F	69"	36"	15"	\$2,389	

Classic Bookcase

With base



DESCRIPTION

Classic bookcase with base and adjustable shelves

SPECIFICATION OPTIONS

product #: See charts below
top: See page 26
casing: See page 26

ORDER EXAMPLE

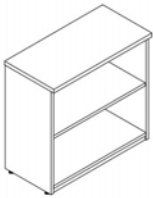
product #: FD-BC-3-30-B
top: Espresso
casing: Espresso

Options/Notes

Standard Includes

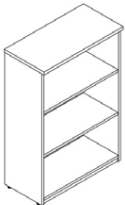
- Freestanding open bookcase
- Shelving matches casing selection

CLASSIC BOOKCASE with Base, 29" HIGH



PART #	HEIGHT	WIDTH	DEPTH	PRICE	NOTES
FD-BC-2-30-B	29"	30"	15"	\$1,044	• (1) adjustable shelf
FD-BC-2-36-B	29"	36"	15"	\$1,165	

CLASSIC BOOKCASE with Base, 45" HIGH



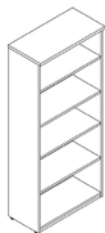
PART #	HEIGHT	WIDTH	DEPTH	PRICE	NOTES
FD-BC-3-30-B	45"	30"	15"	\$1,420	• (2) adjustable shelves
FD-BC-3-36-B	45"	36"	15"	\$1,588	

CLASSIC BOOKCASE with Base, 53" HIGH



PART #	HEIGHT	WIDTH	DEPTH	PRICE	NOTES
FD-BC-4-30-B	53"	30"	15"	\$1,375	• (1) fixed shelf and (2) adjustable shelves
FD-BC-4-36-B	53"	36"	15"	\$1,525	

CLASSIC BOOKCASE with Base, 69" HIGH



PART #	HEIGHT	WIDTH	DEPTH	PRICE	NOTES
FD-BC-5-30-B	69"	30"	15"	\$1,625	• (1) fixed shelf and (3) adjustable shelves
FD-BC-5-36-B	69"	36"	15"	\$1,793	

End Bookcase

With Feet



DESCRIPTION

End bookcase with feet and adjustable shelves

SPECIFICATION OPTIONS

product #: See charts below
top: See page 26
casing: See page 26
foot style: Taper or Inset
support finish: CW, BU, SV

ORDER EXAMPLE

product #: FD-EBC-4829-F
top: Espresso
casing: Espresso
foot style: Inset
support finish: CW Cloud White

Options/Notes

Standard Includes

- Freestanding open bookcase
- Shelving matches casing selection
- Sized for use at end of back to back DASH tops

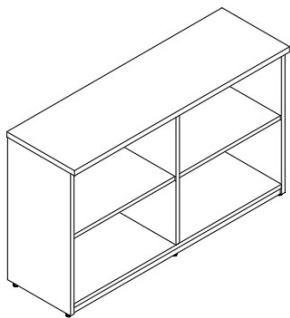
END BOOKCASE with Feet



PART #	HEIGHT	WIDTH	DEPTH	PRICE	NOTES
FD-EBC-4829-F	29"	48"	15"	\$1,789	• Sized for use with Friant's DASH system
FD-EBC-6029-F	29"	60"	15"	\$2,072	• (2) Adjustable shelves

End Bookcase

With base



DESCRIPTION

End bookcase with base and adjustable shelves

SPECIFICATION OPTIONS

product #: See charts below
top: See page 26
casing: See page 26

ORDER EXAMPLE

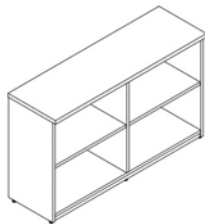
product #: FD-EBC-4829-B
top: Espresso
casing: Espresso

Options/Notes

Standard Includes

- Freestanding open bookcase
- Shelving matches casing selection
- Sized for use at end of back to back DASH tops

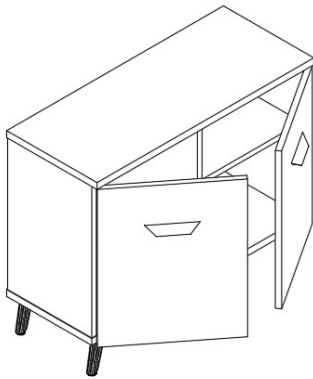
END BOOKCASE with Base



PART #	HEIGHT	WIDTH	DEPTH	PRICE	NOTES
FD-EBC-4829-B	29"	48"	15"	\$1,772	• Sized for use with Friant's DASH system • (2) Adjustable shelves
FD-EBC-6029-B	29"	60"	15"	\$2,064	

Storage Cabinet

With Feet



DESCRIPTION

Storage cabinet with feet and adjustable shelves

SPECIFICATION OPTIONS

product #: See charts below
top: See page 26
casing: See page 26
front: See page 26
pull: See page 22
foot style: Taper or Inset
support finish: CW, BU, SV

ORDER EXAMPLE

product #: FD-SC-2-30-F
top: Espresso
casing: Espresso
front: Espresso
pull: Wedge, brushed aluminum
foot style: Inset
support finish: CW Cloud White

Options/Notes

Standard Includes

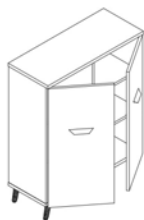
- Freestanding cabinet
- Shelving matches casing selection
- Includes lock

STORAGE CABINET, 29" HIGH



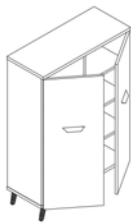
PART #	HEIGHT	WIDTH	DEPTH	PRICE	NOTES
FD-SC-2-30-F	29"	30"	15"	\$1,465	<ul style="list-style-type: none"> • (1) Adjustable shelf • 42" wide includes one center divider and two locks. • 30" and 36" wide have one lock and do not include center divider.
FD-SC-2-36-F	29"	36"	15"	\$1,605	
FD-SC-2-42-F	29"	42"	15"	\$1,920	

STORAGE CABINET, 45" HIGH



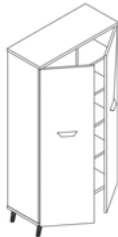
PART #	HEIGHT	WIDTH	DEPTH	PRICE	NOTES
FD-SC-3-30-F	45"	30"	15"	\$2,009	<ul style="list-style-type: none"> • (2) Adjustable shelves • 42" wide includes one center divider and two locks. • 30" and 36" wide have one lock and do not include center divider.
FD-SC-3-36-F	45"	36"	15"	\$2,212	
FD-SC-3-42-F	45"	42"	15"	\$2,653	

STORAGE CABINET, 53" HIGH



PART #	HEIGHT	WIDTH	DEPTH	PRICE	NOTES
FD-SC-4-30-F	53"	30"	15"	\$2,221	<ul style="list-style-type: none">• (3) Adjustable shelves• 42" wide includes one center divider and two locks.• 30" and 36" wide have one lock and do not include center divider.
FD-SC-4-36-F	53"	36"	15"	\$2,440	
FD-SC-4-42-F	53"	42"	15"	\$2,929	

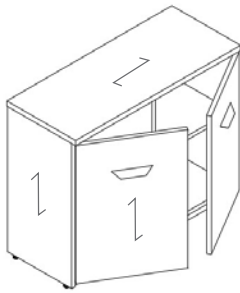
STORAGE CABINET, 69" HIGH



PART #	HEIGHT	WIDTH	DEPTH	PRICE	NOTES
FD-SC-5-30-F	69"	30"	15"	\$2,783	<ul style="list-style-type: none">• (4) Adjustable shelves• 42" wide includes one center divider and two locks.• 30" and 36" wide have one lock and do not include center divider.
FD-SC-5-36-F	69"	36"	15"	\$3,063	
FD-SC-5-42-F	69"	42"	15"	\$3,277	

Storage Cabinet

With Base



DESCRIPTION

Storage cabinet with base and adjustable shelves

SPECIFICATION OPTIONS

product #: See charts below
top: See page 26
casing: See page 26
front: See page 26
pull: See page 22

ORDER EXAMPLE

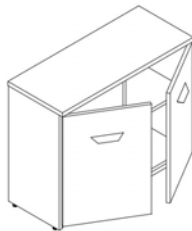
product #: FD-SC-2-30-B
top: Espresso
casing: Espresso
front: Espresso
pull: Wedge, brushed aluminum

Options/Notes

Standard Includes

- Freestanding cabinet
- Shelving matches casing selection
- Includes lock

STORAGE CABINET, 29" HIGH



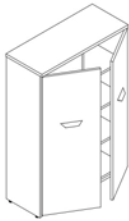
PART #	HEIGHT	WIDTH	DEPTH	PRICE	NOTES
FD-SC-2-30-B	29"	30"	15"	\$1,491	<ul style="list-style-type: none">• (1) Adjustable shelf• 42" wide includes one center divider and two locks.• 30" and 36" wide have one lock and do not include center divider
FD-SC-2-36-B	29"	36"	15"	\$1,653	
FD-SC-2-42-B	29"	42"	15"	\$1,967	

STORAGE CABINET, 45" HIGH



PART #	HEIGHT	WIDTH	DEPTH	PRICE	NOTES
FD-SC-3-30-B	45"	30"	15"	\$2,036	<ul style="list-style-type: none"> • (2) Adjustable shelves • 42" wide includes one center divider and two locks. • 30" and 36" wide have one lock and do not include center divider
FD-SC-3-36-B	45"	36"	15"	\$2,259	
FD-SC-3-42-B	45"	42"	15"	\$2,699	

STORAGE CABINET, 53" HIGH



PART #	HEIGHT	WIDTH	DEPTH	PRICE	NOTES
FD-SC-4-30-B	53"	30"	15"	\$2,208	<ul style="list-style-type: none"> • (3) Adjustable shelves • 42" wide includes one center divider and two locks. • 30" and 36" wide have one lock and do not include center divider
FD-SC-4-36-B	53"	36"	15"	\$2,448	
FD-SC-4-42-B	53"	42"	15"	\$3,171	

STORAGE CABINET, 69" HIGH

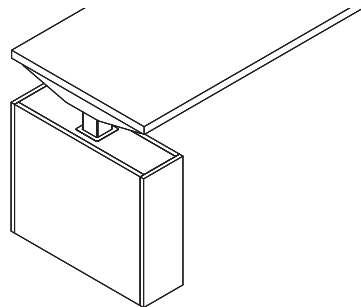


PART #	HEIGHT	WIDTH	DEPTH	PRICE	NOTES
FD-SC-5-30-B	69"	30"	15"	\$2,770	<ul style="list-style-type: none"> • (4) Adjustable shelves • 42" wide includes one center divider and two locks. • 30" and 36" wide have one lock and do not include center divider
FD-SC-5-36-B	69"	36"	15"	\$3,070	
FD-SC-5-42-B	69"	42"	15"	\$4,473	

DASH 2 STAGE

Leg Encasement Shroud

For Use With 2 Stage My-Hite Base



DESCRIPTION	
Laminate leg encasement shroud to enclose the leg of a 2 stage My-Hite base	
SPECIFICATION OPTIONS	ORDER EXAMPLE
product #: See charts below	product #: FD-MH2-LE-24
casing: See page 9	casing: Espresso
grommet color: CW, BU, SV	grommet color: SV Silver

Options/Notes

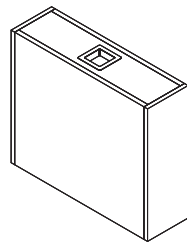
Standard Includes

- For use with 2 Stage My-Hite Bases, see guide on page 46
- Leg encasements include removable panels on the interior side to access the leg if needed
- When pairing with a credenza, specify a 23"H credenza starting on page 213
- Sold each

Order Separately

- When using two leg encasements, order a fixed modesty (FD-FMOD.23##) for additional support. See page 215

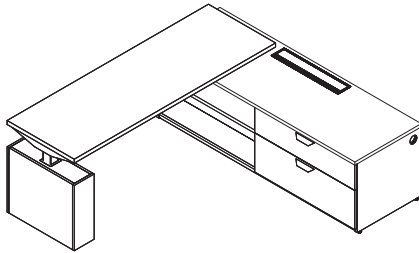
LEG ENCASEMENT SHROUD



PART #	HEIGHT	WIDTH	DEPTH	PRICE	NOTES
FD-MH2-LE-24	23"	24"	7"	\$1,568	• Specify FD-MH2-LE-24 to align with 24"D tops
FD-MH2-LE-30	23"	30"	7"	\$1,683	• Specify FD-MH2-LE-30 to align with 30"D tops

2 Section Credenza, Drawers and Shelves

For Use With 2 Stage My-Hite Base



DESCRIPTION

Two section credenza encloses the leg of a 2 stage My-Hite base, 23" high, drawers and shelves

SPECIFICATION OPTIONS

product #: See charts below
top: See page 26
casing: See page 26
front: See page 26
pull: See page 22
grommet color: CW, BU, SV

ORDER EXAMPLE

product #: FD-LC23-2472-6L-B-E1
top: M13 Licorice
casing: M13 Licorice
front: M13 Licorice
pull: Wedge, brushed aluminum
grommet color: SV Silver

Options/Notes

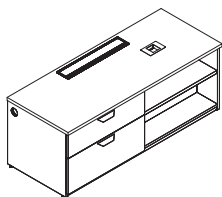
Standard Includes

- For use with 2 Stage My-Hite Bases, see guide on page 46
- Order L for left drawer, or R for right drawer
- E1 single circuit power only, order FD-BPI.1CIR infeed separately
- Shelving matches casing selection
- Grommet color selection applies to both top and side grommets.
- Includes lock

Order Separately

- Order electrical parts for single circuit powered credenza separately, see page 158

DRAWERS & SHELVES, with Base, 23"H

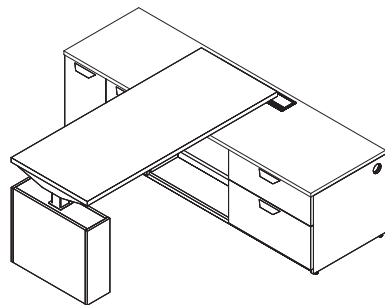


Left drawers shown

PART #	HEIGHT	WIDTH	DEPTH	PRICE
FD-LC23-2460-6L-B-E1	23"	60"	24"	\$4,186
FD-LC23-2460-6R-B-E1	23"	60"	24"	\$4,186
FD-LC23-2466-6L-B-E1	23"	66"	24"	\$4,372
FD-LC23-2466-6R-B-E1	23"	66"	24"	\$4,372
FD-LC23-2472-6L-B-E1	23"	72"	24"	\$4,559
FD-LC23-2472-6R-B-E1	23"	72"	24"	\$4,559

3 Section Credenza, Center Shelves, Drawers and Doors

For Use With 2 Stage My-Hite Base



DESCRIPTION

Three section credenza encloses the leg of a 2 stage My-Hite base, 23" high, center shelves, drawers and doors

SPECIFICATION OPTIONS

product #: See charts below
top: See page 26
casing: See page 26
front: See page 26
pull: See page 22
grommet color: CW, BU, SV

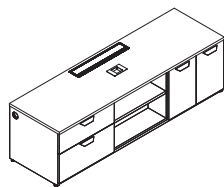
ORDER EXAMPLE

product #: FD-LC23-2484-10L-B-E1
top: M13 Licorice
casing: M13 Licorice
front: M13 Licorice
pull: Wedge, brushed aluminum
grommet color: SV Silver

Options/Notes

- Standard Includes**
- For use with 2 Stage My-Hite Bases, see guide on page 46
 - Order L for left drawer, or R for right drawer
 - E1 single circuit power only, order FD-BPI.1CIR infeed separately
 - Shelving matches casing selection
 - Grommet color selection applies to both top and side grommets.
 - Includes lock
- Order Separately**
- Order electrical parts for single circuit powered credenza separately, see page 158

CENTER SHELVES, DRAWERS & DOORS, with Base, 23"H

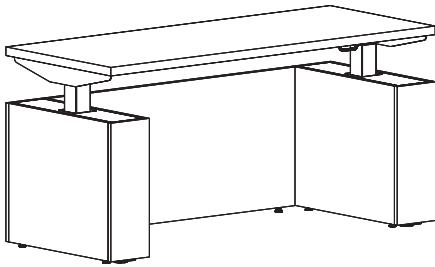


Left drawers shown

PART #	HEIGHT	WIDTH	DEPTH	PRICE
FD-LC23-2478-10L-B-E1	23"	78"	24"	\$5,226
FD-LC23-2478-10R-B-E1	23"	78"	24"	\$5,226
FD-LC23-2484-10L-B-E1	23"	84"	24"	\$5,461
FD-LC23-2484-10R-B-E1	23"	84"	24"	\$5,461

Fixed Modesty Panel

For Use With 2 Stage My-Hite Base, Double Leg Encasement



DESCRIPTION

Fixed laminate modesty panel, for use with double leg encasement on a 2 Stage My-Hite base

SPECIFICATION OPTIONS

product #: See charts below
surface finish: See page 9

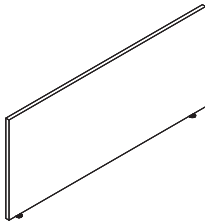
ORDER EXAMPLE

product #: FD-FMOD.2346
surface finish: M12 Medium Walnut

Options/Notes

- Standard Includes**
- Attaches to leg encasement shroud to provide stability
 - Hardware is included
 - Flat brackets to install flush with back of encasements
 - L-shaped brackets to install recessed

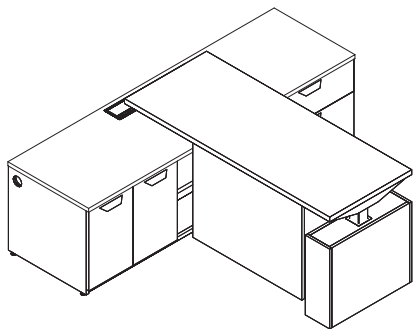
FIXED MODESTY PANEL



PART #	HEIGHT	WIDTH	LIST	NOTES
FD-FMOD.2334	23"	34"	\$1,014	<ul style="list-style-type: none">• Modesty panel is actual width• Order modesty 14" smaller than the width of the top to accomodate 7"W leg encasements on both sides. For example a FD-FMOD.2334 would be used with (2) leg encasements on a 48"W top
FD-FMOD.2340	23"	40"	\$1,045	
FD-FMOD.2346	23"	46"	\$1,076	
FD-FMOD.2352	23"	52"	\$1,107	
FD-FMOD.2358	23"	58"	\$1,138	

Modesty Panel

For Use With 2 Stage My-Hite Base, Credenza and Leg Encasement



DESCRIPTION

Attaches to the tabletop to provide privacy. For use with leg encasement and 23"H credenza on a 2 Stage My-Hite base

SPECIFICATION OPTIONS

product #: See charts below
surface finish: See page 9
finish: CW, BU, SV

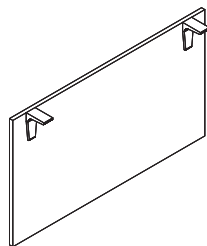
ORDER EXAMPLE

product #: FLMOD.2538
surface finish: M12 Medium Walnut
finish: CW Cloud White

Options/Notes

Laminate modesty panel with matching PVC edge painted brackets

MODESTY PANEL

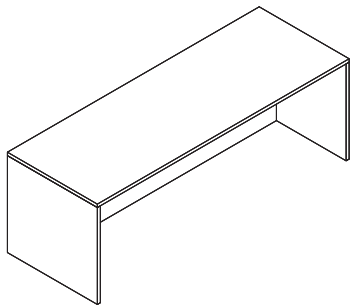


PART #	HEIGHT	WIDTH	LIST	NOTES
FLMOD.2532	25"	32"	\$1,092	<ul style="list-style-type: none">Modesty panel is actual widthWidths are intended to accomodate leg encasements on one side and 23"H credenzas on the other
FLMOD.2538	25"	38"	\$1,128	
FLMOD.2544	25"	44"	\$1,162	
FLMOD.2550	25"	50"	\$1,197	

DASH CASEGOODS

Desk Shell

With Full Modesty



DESCRIPTION

Laminate desk shell with full modesty

SPECIFICATION OPTIONS

product #: See charts below
laminate: See page 9
grommet location: GL, GC, GR
grommet color: CW, BU, SV

ORDER EXAMPLE

product #: FD-CS-3072
laminate: M10 Espresso
grommet location: GL
grommet color: BU Black Umber

Options/Notes

Standard Includes

- Modesty panel location depends on the depth of desk shell.
 - 24"D desk shell modesty is inset 0.5"
 - 30"D desk shell modesty is inset 6"
 - 36"D desk shell modesty is inset 9"
- Add circular grommet (add \$75 list) Specify GL, GC, GR
- Ships knocked down

24" DEEP

PART #	HEIGHT	WIDTH	DEPTH	PRICE	NOTES
FD-CS-2448	29"	48"	24"	\$2,031	• 24"D desk shell modesty is inset 0.5"
FD-CS-2454	29"	54"	24"	\$2,124	
FD-CS-2460	29"	60"	24"	\$2,215	
FD-CS-2466	29"	66"	24"	\$2,306	
FD-CS-2472	29"	72"	24"	\$2,397	
FD-CS-2478	29"	78"	24"	\$2,489	
FD-CS-2484	29"	84"	24"	\$2,580	

30" DEEP

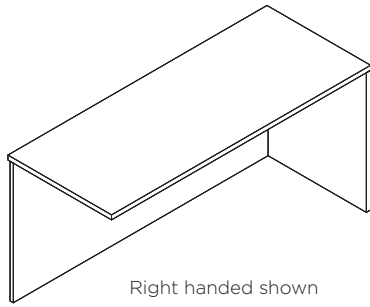
PART #	HEIGHT	WIDTH	DEPTH	PRICE	NOTES
FD-CS-3060	29"	60"	30"	\$2,415	• 30"D desk shell modesty is inset 6"
FD-CS-3066	29"	66"	30"	\$2,515	
FD-CS-3072	29"	72"	30"	\$2,616	
FD-CS-3078	29"	78"	30"	\$2,719	
FD-CS-3084	29"	84"	30"	\$2,819	

36" DEEP

PART #	HEIGHT	WIDTH	DEPTH	PRICE	NOTES
FD-CS-3660	29"	60"	36"	\$2,614	• 36"D desk shell modesty is inset 9"
FD-CS-3666	29"	66"	36"	\$2,724	
FD-CS-3672	29"	72"	36"	\$2,836	
FD-CS-3678	29"	78"	36"	\$2,838	
FD-CS-3684	29"	84"	36"	\$2,838	

Return Shell

With Full Modesty



Right handed shown

DESCRIPTION

Laminate return shell with full modesty

SPECIFICATION OPTIONS

product #: See charts below
laminate: See page 9
grommet location: GL, GC, GR
grommet color: CW, BU, SV

ORDER EXAMPLE

product #: FD-RS-2460-L
laminate: M10 Espresso
grommet location: GL
grommet color: BU Black Umber

Options/Notes

Standard Includes

- Specify part # ending in -L or -R for the side of the return.
- Can connect to a desk shell or 29" high credenza, attachment hardware is included
- Add circular grommet (add \$75 list) Specify GL, GC, GR
- Ships knocked down

24" DEEP

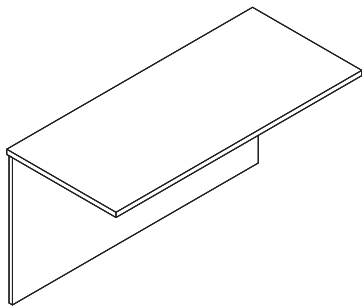
PART #	HEIGHT	WIDTH	DEPTH	PRICE	NOTES
FD-RS-2436-L	29"	36"	24"	\$1,630	• Modesty is inset 0.5"
FD-RS-2436-R	29"	36"	24"	\$1,630	
FD-RS-2442-L	29"	42"	24"	\$1,718	
FD-RS-2442-R	29"	42"	24"	\$1,718	
FD-RS-2448-L	29"	48"	24"	\$1,808	
FD-RS-2448-R	29"	48"	24"	\$1,808	
FD-RS-2454-L	29"	54"	24"	\$1,901	
FD-RS-2454-R	29"	54"	24"	\$1,901	
FD-RS-2460-L	29"	60"	24"	\$1,992	
FD-RS-2460-R	29"	60"	24"	\$1,992	

30" DEEP

PART #	HEIGHT	WIDTH	DEPTH	PRICE	NOTES
FD-RS-3036-L	29"	36"	30"	\$1,741	• Modesty is inset 0.5"
FD-RS-3036-R	29"	36"	30"	\$1,741	
FD-RS-3042-L	29"	42"	30"	\$1,840	
FD-RS-3042-R	29"	42"	30"	\$1,840	
FD-RS-3048-L	29"	48"	30"	\$1,940	
FD-RS-3048-R	29"	48"	30"	\$1,940	
FD-RS-3054-L	29"	54"	30"	\$2,040	
FD-RS-3054-R	29"	54"	30"	\$2,040	
FD-RS-3060-L	29"	60"	30"	\$2,144	
FD-RS-3060-R	29"	60"	30"	\$2,144	

Open Bridge

With Full Modesty



DESCRIPTION

Laminate open bridge with full modesty

SPECIFICATION OPTIONS

product #: See charts below
laminate: See page 9
grommet location: GL, GC, GR
grommet color: CW, BU, SV

ORDER EXAMPLE

product #: FD-OB-2448
laminate: M10 Espresso
grommet location: GL
grommet color: BU Black Umber

Options/Notes

Standard Includes

- Can connect to a desk shell or 29" high credenza, attachment hardware is included
- Add circular grommet (add \$75 list) Specify GL, GC, GR
- Ships knocked down

20" DEEP


PART #	HEIGHT	WIDTH	DEPTH	PRICE	NOTES
FD-OB-2036	29"	36"	20"	\$1,365	• Modesty is inset 0.5"
FD-OB-2042	29"	42"	20"	\$1,448	
FD-OB-2048	29"	48"	20"	\$1,531	
FD-OB-2054	29"	54"	20"	\$1,618	

24" DEEP

PART #	HEIGHT	WIDTH	DEPTH	PRICE	NOTES
FD-OB-2436	29"	36"	24"	\$1,408	• Modesty is inset 0.5"
FD-OB-2442	29"	42"	24"	\$1,497	
FD-OB-2448	29"	48"	24"	\$1,587	
FD-OB-2454	29"	54"	24"	\$1,680	

Pedestals

Dash Casegoods



DESCRIPTION

Laminate pedestals without top cap

SPECIFICATION OPTIONS

product #: See charts below
casing finish: See page 9
front finish: See page 9
pull: See page 22

ORDER EXAMPLE


product #: FD-BBF
casing finish: M10 Espresso
front finish: M9 Cloud White
pull: wedge pull

Options/Notes

Standard Includes

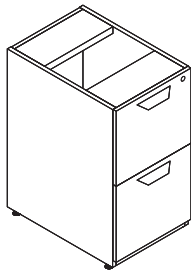
- Laminate supporting pedestal with lock, without top cap
- Attaches to the underside of a worksurface, desk shell, or return shell
- Note: (2) peds cannot fit side-by-side under a 30"W top

BOX/BOX/FILE



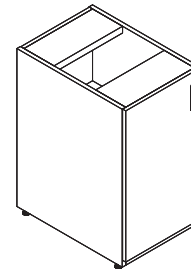
PART #	HEIGHT	WIDTH	DEPTH	PRICE	NOTES
FD-BBF	27.75"	15.5"	21.75"	\$2,305	

FILE/FILE



PART #	HEIGHT	WIDTH	DEPTH	PRICE	NOTES
FD-FF	27.75"	15.5"	21.75"	\$2,237	

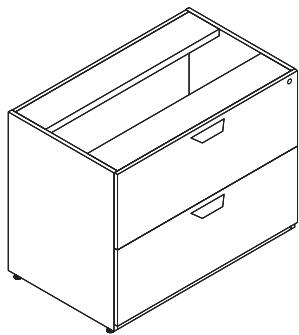
HINGED DOOR



PART #	HEIGHT	WIDTH	DEPTH	PRICE	NOTES
FD-HD	27.75"	15.5"	21.75"	\$1,871	

Lateral Files

Dash Casegoods



DESCRIPTION

Laminate lateral file without top cap

SPECIFICATION OPTIONS

product #: See charts below
casing finish: See page 9
front finish: See page 9
pull: See page 22

ORDER EXAMPLE

product #: FD-RS-2460-L
casing finish: M10 Espresso
front finish: M9 Cloud White
pull: wedge pull

Options/Notes

Standard Includes

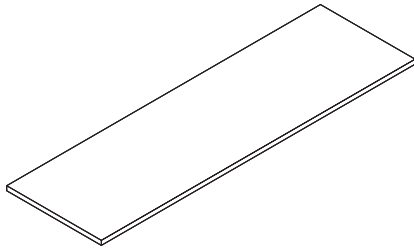
- Laminate supporting lateral file with lock, without top cap
- Attaches to the underside of a worksurface, desk shell, or return shell

LATERAL FILES

PART #	HEIGHT	WIDTH	DEPTH	PRICE	NOTES
FD-SLF-2-30-B	27.75"	30"	21.75"	\$2,680	
FD-SLF-2-36-B	27.75"	36"	21.75"	\$2,872	
FD-SLF-2-42-B	27.75"	42"	21.75"	\$3,067	

Lateral File Tops

Dash Casegoods



DESCRIPTION

Laminate lateral file common top

SPECIFICATION OPTIONS

product #: See charts below
laminate finish: See page 9

ORDER EXAMPLE

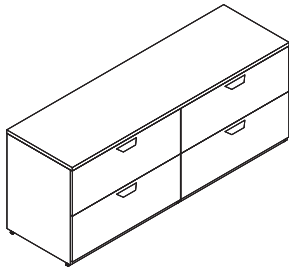
product #: FD-SLF-TOP.2272
laminate finish: M10 Espresso

Options/Notes

Standard Includes

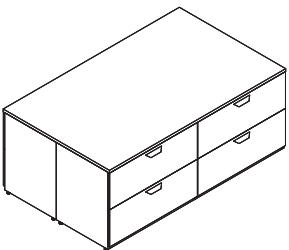
- Laminate tops for Dash Casegoods lateral files

LATERAL FILE TOPS, SINGLE OR SIDE-TO-SIDE



PART #	WIDTH	DEPTH	PRICE	NOTES
FD-SLF-TOP.2230	30"	21.75"	\$290	• Note: Dash casegoods lateral files do not have a finished back
FD-SLF-TOP.2236	36"	21.75"	\$339	
FD-SLF-TOP.2242	42"	21.75"	\$373	
FD-SLF-TOP.2260	60"	21.75"	\$624	
FD-SLF-TOP.2266	66"	21.75"	\$643	
FD-SLF-TOP.2272	72"	21.75"	\$663	
FD-SLF-TOP.2278	78"	21.75"	\$697	
FD-SLF-TOP.2284	84"	21.75"	\$729	
FD-SLF-TOP.2290	90"	21.75"	\$794	

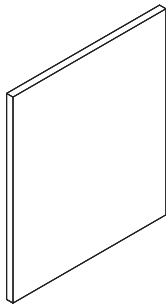
LATERAL FILE TOPS, BACK-TO-BACK



PART #	WIDTH	DEPTH	PRICE	NOTES
FD-SLF-TOP.4430	30"	43.5"	\$608	
FD-SLF-TOP.4436	36"	43.5"	\$697	
FD-SLF-TOP.4442	42"	43.5"	\$736	
FD-SLF-TOP.4460	60"	43.5"	\$890	
FD-SLF-TOP.4466	66"	43.5"	\$931	
FD-SLF-TOP.4472	72"	43.5"	\$971	
FD-SLF-TOP.4478	78"	43.5"	\$1,033	
FD-SLF-TOP.4484	84"	43.5"	\$1,092	
FD-SLF-TOP.4490	90"	43.5"	\$1,215	

End Panels

Dash Casegoods



DESCRIPTION

Laminate end panels

SPECIFICATION OPTIONS

product #: See charts below
laminate: See page 9

ORDER EXAMPLE

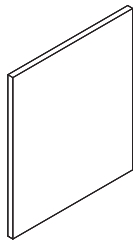
product #: FD-WSP-30
laminate: M10 Espresso

Options/Notes

Standard Includes

- Laminate end panels for use with Dash My-Hite tops
- See guide on page 47

FULL END PANEL



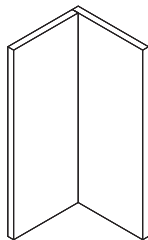
PART #	HEIGHT	WIDTH	DEPTH	PRICE	NOTES
FD-WSP-24	27.75"	24"	1"	\$525	• Hardware included: (2) L Brackets (1) Gusset
FD-WSP-30	27.75"	30"	1"	\$572	
FD-WSP-36	27.75"	36"	1"	\$618	

HALF END PANEL



PART #	HEIGHT	WIDTH	DEPTH	PRICE	NOTES
FD-HSP-12	27.75"	12"	1"	\$432	• Hardware included: (2) L Brackets (1) Gusset
FD-HSP-15	27.75"	15"	1"	\$455	

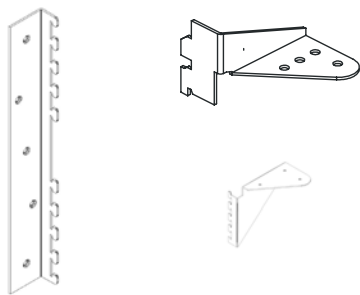
CORNER END PANEL



PART #	HEIGHT	WIDTH	DEPTH	PRICE	NOTES
FD-LSP-12	27.75"	12"	12"	\$548	• Hardware included: (2) L Brackets (1) Gusset
FD-LSP-15	27.75"	15"	15"	\$595	
FD-LSP-20	27.75"	20"	20"	\$673	

INTERRA CONNECTORS

Interra Connectors



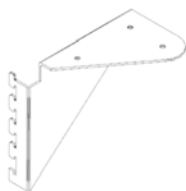
DESCRIPTION	
Parts for combining Dash and Interra	
SPECIFICATION OPTIONS	ORDER EXAMPLE
product #: See charts below	product #: FD-FM-X9

Options/Notes

Standard Includes


- See individual notes per part below.

PANEL MOUNT KIT



PART #	HEIGHT	WIDTH	DEPTH	PRICE	NOTES
FD-FM-X9	-	-	-	\$42	<ul style="list-style-type: none">Package of 4, (2) L and (2) R.Supports shared hutch on top of Interra panel(s)

CREDENZA BRACKET



PART #	HEIGHT	WIDTH	DEPTH	PRICE	NOTES
FD-FM-X10	-	11"	1-3/5"	\$20	<ul style="list-style-type: none">Used to anchor Dash credenza to Interra frames.Sold in pairs.Cloud White (CW) only.

CORNER BRACKET

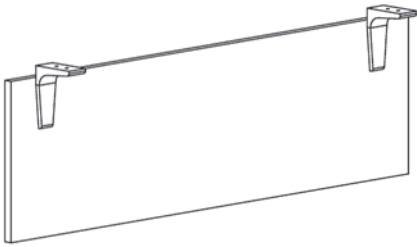


Right Shown
FIWSB.R

PART #	HEIGHT	WIDTH	DEPTH	PRICE	NOTES
FIWSB.L	-	-	-	\$16	<ul style="list-style-type: none">Used to attach Freestanding Dash table to Interra Panels to help support the Interra panel runSpecify L for left and R for right.Available in Cloud White (CW) and Black.
FIWSB.R				\$16	

COMPONENTS

Modesty Panel



DESCRIPTION	
Attaches to the tabletop to provide privacy	
SPECIFICATION OPTIONS	ORDER EXAMPLE
product #: See charts below	product #: FLMOD.1660
laminate: See page 26	laminate: Medium Walnut
brackets: CW, BU, SV	brackets: Cloud White

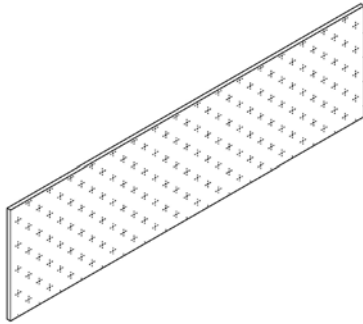
Options/Notes

Laminate modesty panel with matching PVC edge painted brackets

MODESTY PANEL

PART #	HEIGHT	WIDTH	LIST	NOTES
FLMOD.0836	8"	36"	\$255	<ul style="list-style-type: none">Modesty panel is actual widthShorter than actual width modesty may be needed based on leg type. Example: 24x60 freestanding top with concave taper legs requires 48" wide modesty.
FLMOD.0842	8"	42"	\$265	
FLMOD.0848	8"	48"	\$272	
FLMOD.0854	8"	54"	\$328	
FLMOD.0860	8"	60"	\$411	
FLMOD.0866	8"	66"	\$419	
FLMOD.0872	8"	72"	\$428	
FLMOD.0884	8"	84"	\$444	
FLMOD.0896	8"	96"	\$460	
FLMOD.1636	16"	36"	\$316	
FLMOD.1642	16"	42"	\$323	
FLMOD.1648	16"	48"	\$330	
FLMOD.1654	16"	54"	\$436	
FLMOD.1660	16"	60"	\$519	
FLMOD.1666	16"	66"	\$526	
FLMOD.1672	16"	72"	\$536	
FLMOD.1684	16"	84"	\$551	
FLMOD.1696	16"	96"	\$568	

Wall Mounted Tackboard



DESCRIPTION

Fabric covered tackboard that attaches to a wall

SPECIFICATION OPTIONS

product #: See charts below
fabric: See page 7

ORDER EXAMPLE

product #: FD-FM-X6012
fabric: PF101-21, Slide, Azure

Options/Notes

Standard Includes

- For use with wall mounted overhead or alone.
- May not be used with hutches.
- Specify panel fabric (Note: **Passage and Terrain fabric not approved for this application.** See page 7.)

12" HIGH

PART #	HEIGHT	WIDTH	PRICE
FD-FM-X3612	12"	36"	\$512
FD-FM-X4212	12"	42"	\$512
FD-FM-X4812	12"	48"	\$532
FD-FM-X5412	12"	54"	\$695
FD-FM-X6012	12"	60"	\$695
FD-FM-X6612	12"	66"	\$715
FD-FM-X7212	12"	72"	\$715
FD-FM-X7812	12"	78"	\$715
FD-FM-X8412	12"	84"	\$735

19" HIGH

PART #	HEIGHT	WIDTH	PRICE
FD-FM-X3619	19"	36"	\$512
FD-FM-X4219	19"	42"	\$512
FD-FM-X4819	19"	48"	\$532
FD-FM-X5419	19"	54"	\$695
FD-FM-X6019	19"	60"	\$695
FD-FM-X6619	19"	66"	\$715
FD-FM-X7219	19"	72"	\$715
FD-FM-X7819	19"	78"	\$715
FD-FM-X8419	19"	84"	\$735

22" HIGH

PART #	HEIGHT	WIDTH	PRICE
FD-FM-X3622	22"	36"	\$512
FD-FM-X4222	22"	42"	\$512
FD-FM-X4822	22"	48"	\$532
FD-FM-X5422	22"	54"	\$695
FD-FM-X6022	22"	60"	\$695
FD-FM-X6622	22"	66"	\$715
FD-FM-X7222	22"	72"	\$715
FD-FM-X7822	22"	78"	\$715
FD-FM-X8422	22"	84"	\$735

23" HIGH

PART #	HEIGHT	WIDTH	PRICE
FD-FM-X3623	23"	36"	\$569
FD-FM-X4223	23"	42"	\$569
FD-FM-X4823	23"	48"	\$586
FD-FM-X5423	23"	54"	\$1,023
FD-FM-X6023	23"	60"	\$1,023
FD-FM-X6623	23"	66"	\$1,042
FD-FM-X7223	23"	72"	\$1,042
FD-FM-X7823	23"	78"	\$1,042
FD-FM-X8423	23"	84"	\$1,060

25" HIGH

PART #	HEIGHT	WIDTH	PRICE
FD-FM-X3625	25"	36"	\$569
FD-FM-X4225	25"	42"	\$569
FD-FM-X4825	25"	48"	\$586
FD-FM-X5425	25"	54"	\$1,023
FD-FM-X6025	25"	60"	\$1,023
FD-FM-X6625	25"	66"	\$1,042
FD-FM-X7225	25"	72"	\$1,042
FD-FM-X7825	25"	78"	\$1,042
FD-FM-X8425	25"	84"	\$1,060

26" HIGH

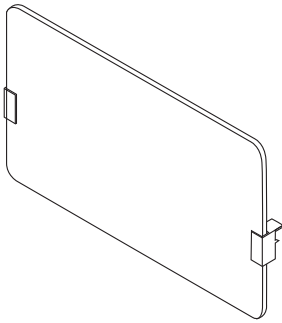
PART #	HEIGHT	WIDTH	PRICE
FD-FM-X3626	26"	36"	\$606
FD-FM-X4226	26"	42"	\$606
FD-FM-X4826	26"	48"	\$664
FD-FM-X5426	26"	54"	\$1,099
FD-FM-X6026	26"	60"	\$1,099
FD-FM-X6626	26"	66"	\$1,060
FD-FM-X7226	26"	72"	\$1,060
FD-FM-X7826	26"	78"	\$1,060
FD-FM-X8426	26"	84"	\$1,177

28" HIGH

PART #	HEIGHT	WIDTH	PRICE
FD-FM-X3628	28"	36"	\$606
FD-FM-X4228	28"	42"	\$606
FD-FM-X4828	28"	48"	\$664
FD-FM-X5428	28"	54"	\$1,099
FD-FM-X6028	28"	60"	\$1,099
FD-FM-X6628	28"	66"	\$1,060
FD-FM-X7228	28"	72"	\$1,060
FD-FM-X7828	28"	78"	\$1,060
FD-FM-X8428-	28"	84"	\$1,177

Privacy Screen

Fabric



DESCRIPTION

Work Surface mounted fabric covered privacy screen

SPECIFICATION OPTIONS

product #: See charts below
fabric: See page 7
brackets: CW, BU, SV

ORDER EXAMPLE

product #: FPSFLUSH.2442
fabric: PF-101-1, Slide, Caramel
brackets: SV Silver

Options/Notes

Standard Includes

- Actual screen is narrower than the worktop.
- Example: FPSFLUSH.2448 for use on 46"/48" width table, actual width of screen is 40"
- Fabric covered privacy screens have Black Reveal.
- Includes attachment hardware.
- **Passage and Terrain fabric not approved for this application.**

FABRIC PRIVACY SCREEN, Flush

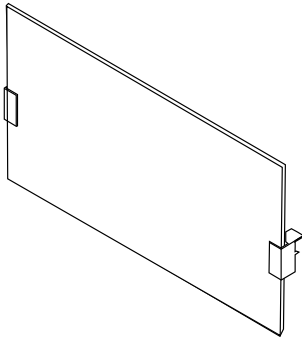
PART #	HEIGHT	WIDTH	PRICE	NOTES
FPSFLUSH.2442	24"	34"	\$651	<ul style="list-style-type: none">• Privacy screen sits flush with the back of the worktop.• Fabric covered privacy screens have Black Reveal.
FPSFLUSH.2448	24"	40"	\$704	
FPSFLUSH.2454	24"	46"	\$758	
FPSFLUSH.2460	24"	52"	\$814	
FPSFLUSH.2466	24"	58"	\$870	
FPSFLUSH.2472	24"	64"	\$925	

FABRIC PRIVACY SCREEN, with Wire Management Gap

PART #	HEIGHT	WIDTH	PRICE	NOTES
FPSGAP.2442	24"	34"	\$651	<ul style="list-style-type: none">• Fabric covered privacy screens have Black Reveal.• With 1" gap at back of worksurface for cord/wire management.
FPSGAP.2448	24"	40"	\$704	
FPSGAP.2454	24"	46"	\$758	
FPSGAP.2460	24"	52"	\$814	
FPSGAP.2466	24"	58"	\$870	
FPSGAP.2472	24"	64"	\$925	

Privacy Screen

Marker Board



DESCRIPTION

Work Surface mounted marker board privacy screen

SPECIFICATION OPTIONS

product #: See charts below
brackets: CW, BU, SV

ORDER EXAMPLE

product #: FMPSFLUSH.2442
brackets: SV Silver

Options/Notes

Standard Includes

- Actual screen is narrower than the worktop.
- Example: FPSFLUSH.2448 for use on 46"/48" width table, actual width of screen is 40"
- Includes attachment hardware
- Marker board screen is writable on both sides

MARKER BOARD PRIVACY SCREEN, Flush

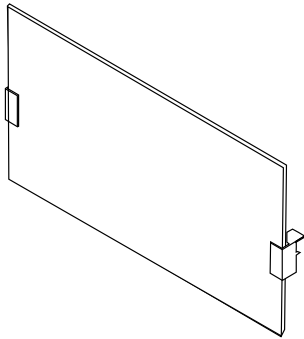
PART #	HEIGHT	WIDTH	PRICE	NOTES
FMPSFLUSH.2442	24"	34"	\$787	• Privacy screen sits flush with the back of the worktop.
FMPSFLUSH.2448	24"	40"	\$901	
FMPSFLUSH.2454	24"	46"	\$1,015	
FMPSFLUSH.2460	24"	52"	\$1,131	
FMPSFLUSH.2466	24"	58"	\$1,245	
FMPSFLUSH.2472	24"	64"	\$1,360	

MARKER BOARD PRIVACY SCREEN, with Wire Management Gap

PART #	HEIGHT	WIDTH	PRICE	NOTES
FMPSGAP.2442	24"	34"	\$787	• With 1" gap at back of worksurface for cord/wire management.
FMPSGAP.2448	24"	40"	\$901	
FMPSGAP.2454	24"	46"	\$1,015	
FMPSGAP.2460	24"	52"	\$1,131	
FMPSGAP.2466	24"	58"	\$1,245	
FMPSGAP.2472	24"	64"	\$1,360	

Privacy Screen

Laminate



DESCRIPTION

Work Surface mounted laminate privacy screen

SPECIFICATION OPTIONS

product #: See charts below
finish: See page 9
brackets: CW, BU, SV

ORDER EXAMPLE

product #: FLPSFLUSH.2442
finish: M15 Mousse
brackets: SV Silver

Options/Notes

Standard Includes

- Actual screen is narrower than the worktop.
- Example: FLPSFLUSH.2448 for use on 46"/48" width table, actual width of screen is 40"
- Includes attachment hardware

LAMINATE PRIVACY SCREEN, Flush

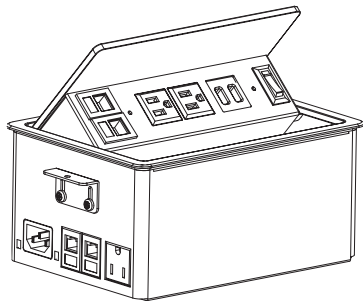
PART #	HEIGHT	WIDTH	PRICE	NOTES
FLPSFLUSH.2442	24"	34"	\$423	• Privacy screen sits flush with the back of the worktop.
FLPSFLUSH.2448	24"	40"	\$472	
FLPSFLUSH.2454	24"	46"	\$519	
FLPSFLUSH.2460	24"	52"	\$566	
FLPSFLUSH.2466	24"	58"	\$614	
FLPSFLUSH.2472	24"	64"	\$661	

LAMINATE PRIVACY SCREEN, with Wire Management Gap

PART #	HEIGHT	WIDTH	PRICE	NOTES
FLPSGAP.2442	24"	34"	\$423	• With 1" gap at back of worksurface for cord/wire management.
FLPSGAP.2448	24"	40"	\$472	
FLPSGAP.2454	24"	46"	\$519	
FLPSGAP.2460	24"	52"	\$566	
FLPSGAP.2466	24"	58"	\$614	
FLPSGAP.2472	24"	64"	\$661	

ACCESSORIES

Power Grommet Worksurface Mounted



DESCRIPTION

Worksurface mounted power/data grommet

NOTES

Includes 10' coiled power cord to connect to power source, or daisy chain to next power grommet


SPECIFICATION OPTIONS

product #: see charts below
finish: BA Brushed Aluminum, BC Brushed Charcoal or CW Cloud White (contact customer success for lead time)

ORDER EXAMPLE

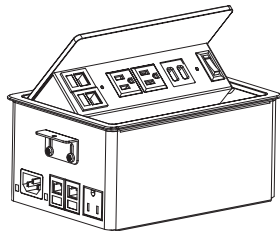
product #: FPWR.0608
finish: BA Brushed Aluminum

POWER GROMMET, 5x8



PART #	HEIGHT	WIDTH	DEPTH	PRICE	NOTES
FPWR.0508		8"	5"	\$761	<ul style="list-style-type: none">• Worksurface mounted power/data grommet, 5x8• Includes 10' coiled power cord to connect to power source• Distributes up to 10 amps• Above Worksurface: (2) CAT6 data ports (out), (2) power outlets, (2) USB ports• Below Worksurface: (2) CAT6 data ports (in), (1) power outlet, Daisy Chain ports (in/out)

POWER GROMMET, 6x8



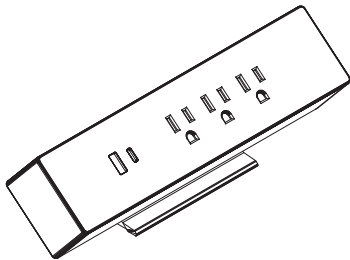
PART #	HEIGHT	WIDTH	DEPTH	PRICE	NOTES
FPWR.0608		8"	6"	\$761	<ul style="list-style-type: none">• Worksurface mounted power/data grommet, 6x8• Includes 10' coiled power cord to connect to power source• Distributes up to 10 amps• Above Worksurface: (2) CAT6 data ports (out), (2) power outlets, (2) USB ports• Below Worksurface: (2) CAT6 data ports (in), (2) power outlets, Daisy Chain ports (in/out)

DESK MOUNTED POWER UNIT - CLAMP




PART #	PRICE	NOTES
FPWR.DM	\$454	<ul style="list-style-type: none">• Power unit clamps onto surface• The power cord comes attached to the unit. The cord measures approximately 6 ft in length.• Includes 3 plugs and 2 USB-A ports• Distributes up to 10 amps• finish: available in BU and CW

DESK MOUNTED POWER UNIT - ADHESIVE



PART #	PRICE	NOTES
FPWR.DM-2	\$454	<ul style="list-style-type: none">• Power unit attaches to surface with adhesive• The power cord comes attached to the unit. The cord measures approximately 6 ft in length.• Includes 3 plugs, 1 USB-C and 1 USB-A port• Distributes up to 10 amps• finish: available in BU and CW

MESH WIRE MANAGER



PART #	LENGTH	PRICE	NOTES
FFWM.18	18"	\$159	<ul style="list-style-type: none">• Wire manager mounts to the bottom of a worksurface to manage cords• Finish: Black with red zipper
FFWM.34	34"	\$159	

Monitor Arms

Worksurface/Table Accessories



DESCRIPTION

Monitor arms.

SPECIFICATION OPTIONS

product #: See charts below
finish: CW, BU, SV

ORDER EXAMPLE

product #: FMA-S
finish: CW

Options/Notes

Standard Includes

- Includes attachment hardware for clamp, grommet and Verity track mount
- Includes (2) USB ports, 6' cords

SINGLE MONITOR ARM



PART #	PRICE
FMA-S	\$688

DOUBLE MONITOR ARM



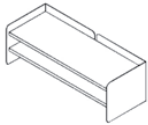
PART #	PRICE
FMA-D	\$982

Accessories

DESCRIPTION

See individual notes for parts below.

TABLETOP SHELF



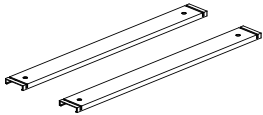
PART #	HEIGHT	WIDTH	DEPTH	PRICE	NOTES
FD-FM-X5	10"	30"	12"	\$308	<ul style="list-style-type: none"> • Cloud White painted metal outer, and laminate shelves • Specify shelf finish

LED TASKLIGHT



PART #	HEIGHT	WIDTH	PRICE	NOTES
FLED.20 (For use with overheads 24" - 36")	0.75"	20"	\$293	<ul style="list-style-type: none"> • Attaches beneath overheads or hutches • Includes an LED light, power cord, motion sensor and installation hardware for wood or metal overhead. The cord for the tasklight is 6 ft. long.
FLED.38 (For use with overheads 42" or wider)	0.75"	38"	\$370	

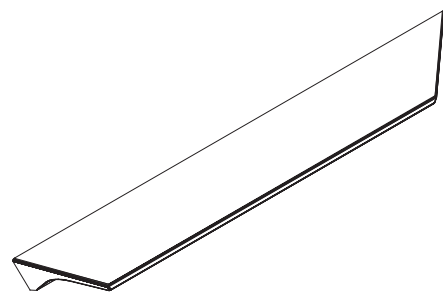
FILE BARS



PART #	HEIGHT	WIDTH	DEPTH	PRICE	NOTES
FFB (Front to back file bar)	-	-	-	\$32	<ul style="list-style-type: none"> • Comes in pairs • Order one per drawer • Finish black
FSSB (Side to side file bar)	-	-	-	\$27	

Pulls

for Lateral



DESCRIPTION

3 different pull options to choose from

SPECIFICATION OPTIONS

product #: See charts below
pull: See page 22

ORDER EXAMPLE

product #: WEDGE-PULL-244
pull: Wedge, brushed aluminum

Options/Notes

Standard Includes

- Pulls have color options: specify color when ordering. (See chart below)
- Pulls are included with cabinets. These are sold separately for replacement.
- Wedge, brushed aluminum pull is the default pull

WEDGE PULL FOR LATERAL

	PART #	WIDTH	PRICE	NOTES
	WEDGE-PULL-244	9.5"	\$25	<ul style="list-style-type: none">• Wedge Pull for Lateral• Brushed Aluminum is Default Pull
	WEDGE-PULL-244-BU	9.5"	\$25	

DESIGNER PULL FOR LATERAL

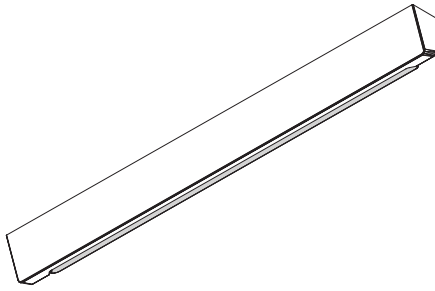
	PART #	WIDTH	PRICE	NOTES
	DESIGNER-PULL-250-RED	10"	\$25	<ul style="list-style-type: none">• Designer Pull is CW (Cloud White) with non-slip color trim on underside. Trim available in 3 colors: Red, Green, and Grey
	DESIGNER-PULL-250-GREEN	10"	\$25	
	DESIGNER-PULL-250-GREY	10"	\$25	

SLANT PULL FOR LATERAL

	PART #	WIDTH	PRICE	NOTES
	SLANT-PULL-199	8"	\$25	<ul style="list-style-type: none">• Slant Pull for Lateral
	SLANT-PULL-199-BU	8"	\$25	

Pulls

for pedestal



DESCRIPTION

3 different pull options to choose from

SPECIFICATION OPTIONS

product #: See charts below
pull: See page 22

ORDER EXAMPLE


product #: DESIGNER-PULL-250-RED
pull: Designer Pull RED

Options/Notes

Standard Includes

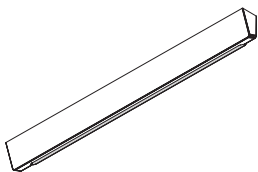
- Pulls have color options: specify color when ordering. (See chart below)
- Wedge, brushed aluminum pull is the default pull

WEDGE PULL FOR PEDESTAL



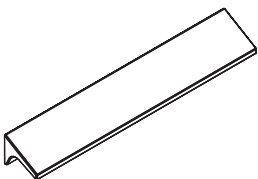
PART #	WIDTH	PRICE	NOTES
WEDGE-PULL-167	6.5"	\$25	<ul style="list-style-type: none"> • Wedge Pull for Pedestal • Brushed Aluminum is Default Pull
WEDGE-PULL-167-BU	6.5"	\$25	

DESIGNER PULL FOR PEDESTAL



PART #	WIDTH	PRICE	NOTES
DESIGNER-PULL-250-RED	10"	\$25	<ul style="list-style-type: none"> • Designer Pull is CW (Cloud White) with non-slip color trim on underside. Trim available in 3 colors: Red, Green, and Grey
DESIGNER-PULL-250-GREEN	10"	\$25	
DESIGNER-PULL-250-GREY	10"	\$25	

SLANT PULL FOR PEDESTAL



PART #	WIDTH	DEPTH	PRICE	NOTES
SLANT-PULL-167	8"		\$25	<ul style="list-style-type: none"> • Slant Pull for Pedestal
SLANT-PULL-167-BU	8"		\$25	

Keyed-Alike

Storage Accessories

DESCRIPTION

All towers, credenzas, pedestals and lateral files can be keyed alike

SPECIFICATION OPTIONS

product #: See charts below

ORDER EXAMPLE

product #: LAMI-KEY-ALIKE-4

Options/Notes

Standard Includes

- Keyed-Alike Lock Cores are sold in sets of 4 or 6.
- Each set of keyed alike cores includes the cores, each core has two keys and all cores are the same lock number.
- Lock core removal/change keys will need to be ordered separately.
- Specific lock numbers are unavailable.
- Dash Key Cores are for use with laminate storage only. Cannot be keyed alike with metal storage.

KEYED-ALIKE LOCKS

PART #		PRICE
LAMI-KEY-ALIKE-4	Lock Core Keyed-Alike (set of 4)-Type 1 Laminate Storage	\$192
LAMI-KEY-ALIKE-6	Lock Core Keyed-Alike (set of 6)-- Type 1 Laminate Storage	\$289
LAMI-FCK	Lock Core Change Key - Type 1 Laminate Storage	\$28
LAMI-FMK	Lock Core Master Key - Type 1 Laminate Storage	\$28
LAMI-KEY-CORE	Single Lock Core - Type 1 Laminate Storage	\$38 each