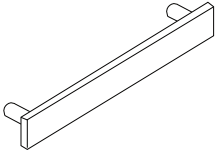
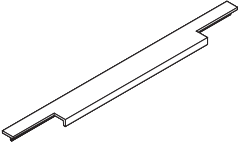


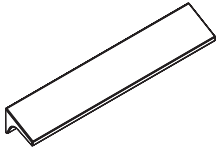


# PULL MATRIX

|   |   | Systems Metal Storage | Systems Laminate Storage | Dash Laminate Storage | Verity Laminate Storage |
|---|---|-----------------------|--------------------------|-----------------------|-------------------------|
| <b>Bar Pull</b><br>Metal Finish   |    | ✓                     | ✓                        | ✓                     |                         |
| <b>Ledge Pull</b><br>Metal Finish                                       |    |                       |                          |                       | ✓                       |
| <b>Wedge Pull</b><br>Brushed Metal Finish                               |    | ✓                     | ✓                        | ✓                     | ✓                       |
| <b>Designer Pull</b><br>Painted CW Metal finish w/ colored inset finish |   | ✓                     | ✓                        | ✓                     | ✓                       |
| <b>Slant Pull</b><br>Brushed Metal Finish                               |  | ✓                     | ✓                        | ✓                     | ✓                       |

- Additional upcharge to use Wedge, Designer or Slant Pull on metal storage
- The finish on Dash Wall Mounted Overhead is Brushed Metal which matches with Wedge and Slant Pull but not Designer or Bar Pull.
- Designer Pull offers color options for the trim inset. Trim is available in 3 colors; Red, Green, and Grey. Specify color when ordering.
- Systems laminate storage applies to credenzas in Novo and Interra.
- Systems metal storage applies to Novo, System 2, Interra and Metal Peds only in Verity.



ALL  
WORKSTYLES  
WELCOME